

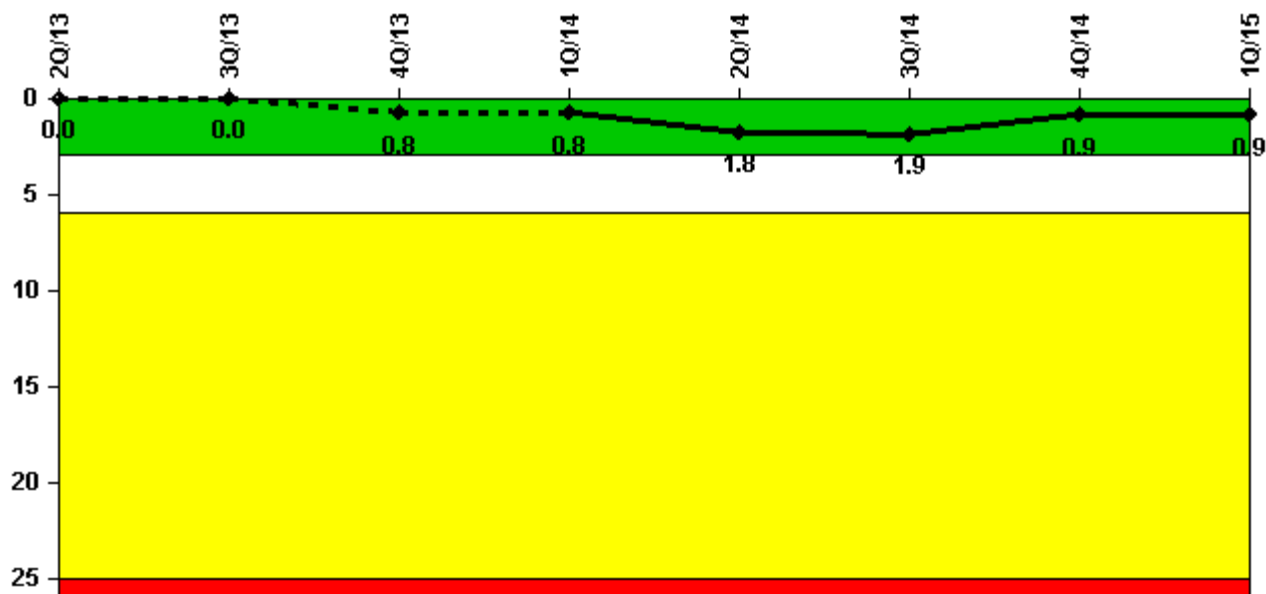
Millstone 2

1Q/2015 Performance Indicators

The solid trend line represents the current reporting period.

Licensee's General Comments: none

Unplanned Scrams per 7000 Critical Hrs



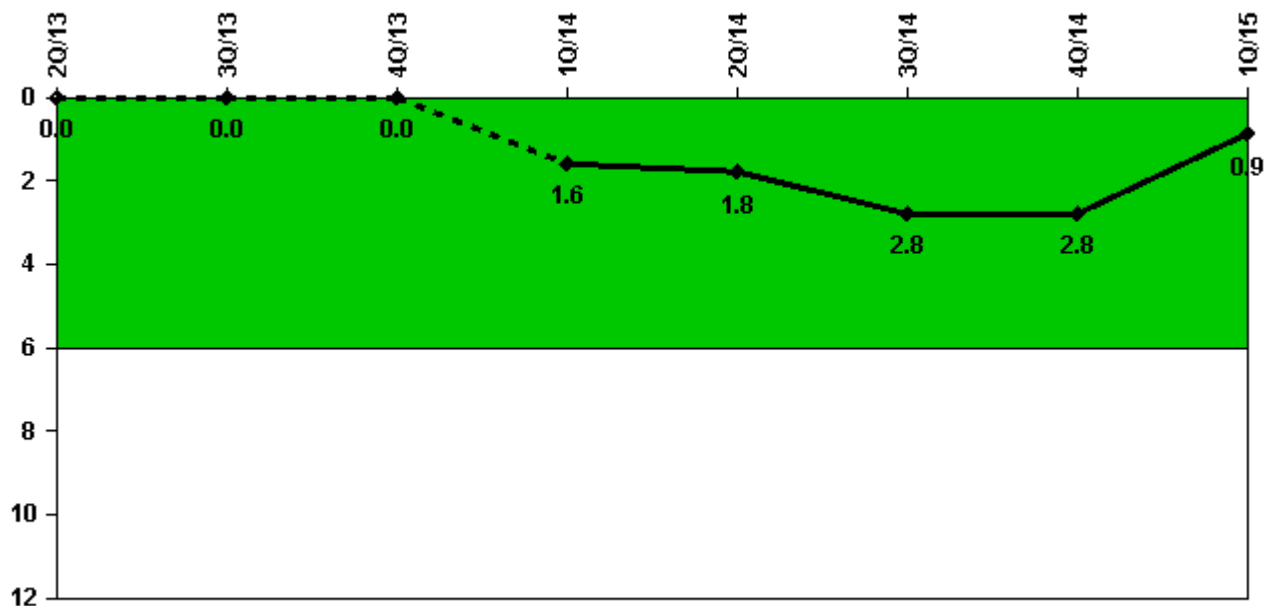
Thresholds: White > 3.0 Yellow > 6.0 Red > 25.0

Notes

Unplanned Scrams per 7000 Critical Hrs	2Q/13	3Q/13	4Q/13	1Q/14	2Q/14	3Q/14	4Q/14	1Q/15
Unplanned scrams	0	0	1.0	0	1.0	0	0	0
Critical hours	2184.0	2208.0	2170.4	2122.6	1138.4	2130.4	2209.0	2159.0
Indicator value	0	0	0.8	0.8	1.8	1.9	0.9	0.9

Licensee Comments: none

Unplanned Power Changes per 7000 Critical Hrs



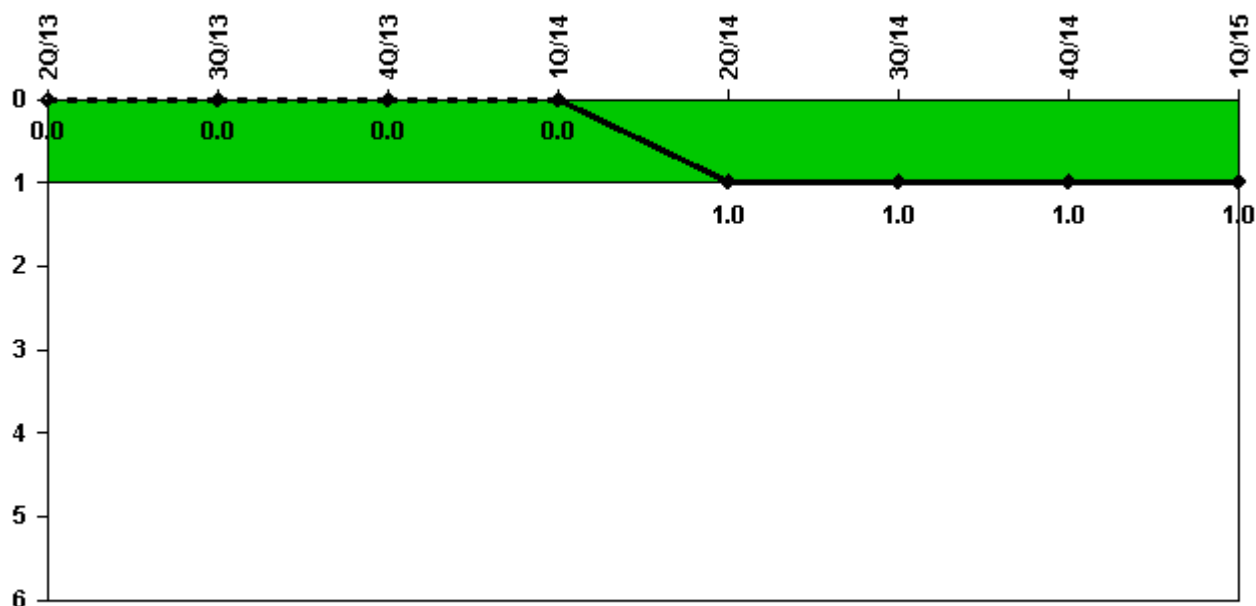
Thresholds: White > 6.0

Notes

Unplanned Power Changes per 7000 Critical Hrs	2Q/13	3Q/13	4Q/13	1Q/14	2Q/14	3Q/14	4Q/14	1Q/15
Unplanned power changes	0	0	0	2.0	0	1.0	0	0
Critical hours	2184.0	2208.0	2170.4	2122.6	1138.4	2130.4	2209.0	2159.0
Indicator value	0	0	0	1.6	1.8	2.8	2.8	0.9

Licensee Comments: none

Unplanned Scrams with Complications



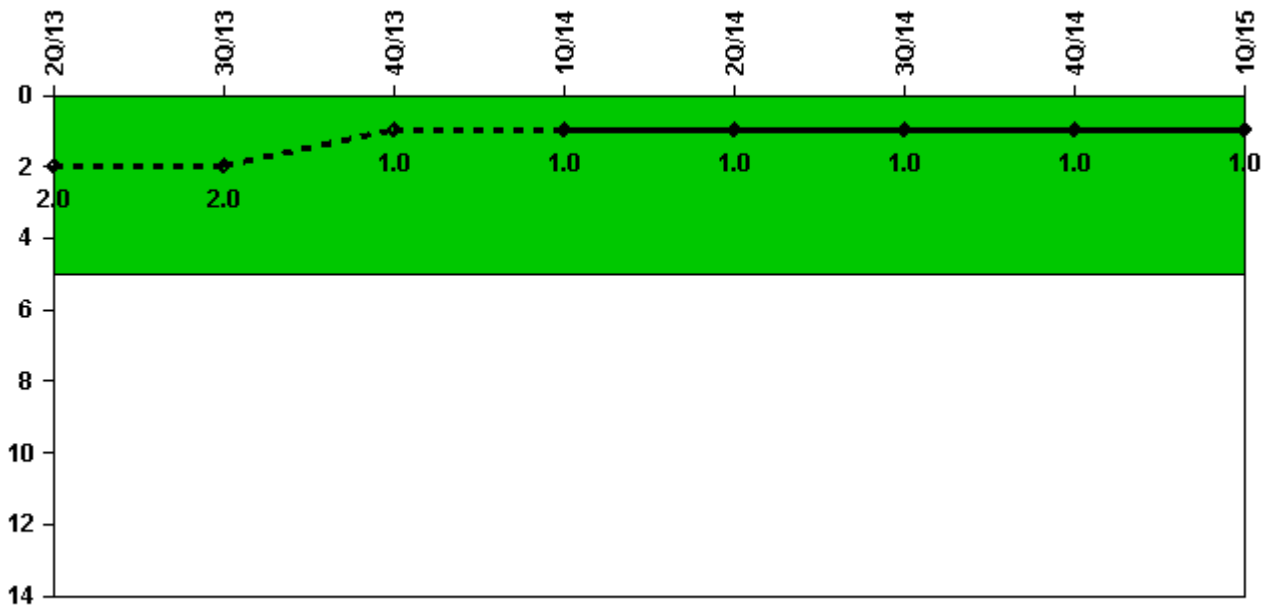
Thresholds: White > 1.0

Notes

Unplanned Scrams with Complications	2Q/13	3Q/13	4Q/13	1Q/14	2Q/14	3Q/14	4Q/14	1Q/15
Scrams with complications	0	0	0	0	1.0	0	0	0
Indicator value	0.0	0.0	0.0	0.0	1.0	1.0	1.0	1.0

Licensee Comments: none

Safety System Functional Failures (PWR)



Thresholds: White > 5.0

Notes

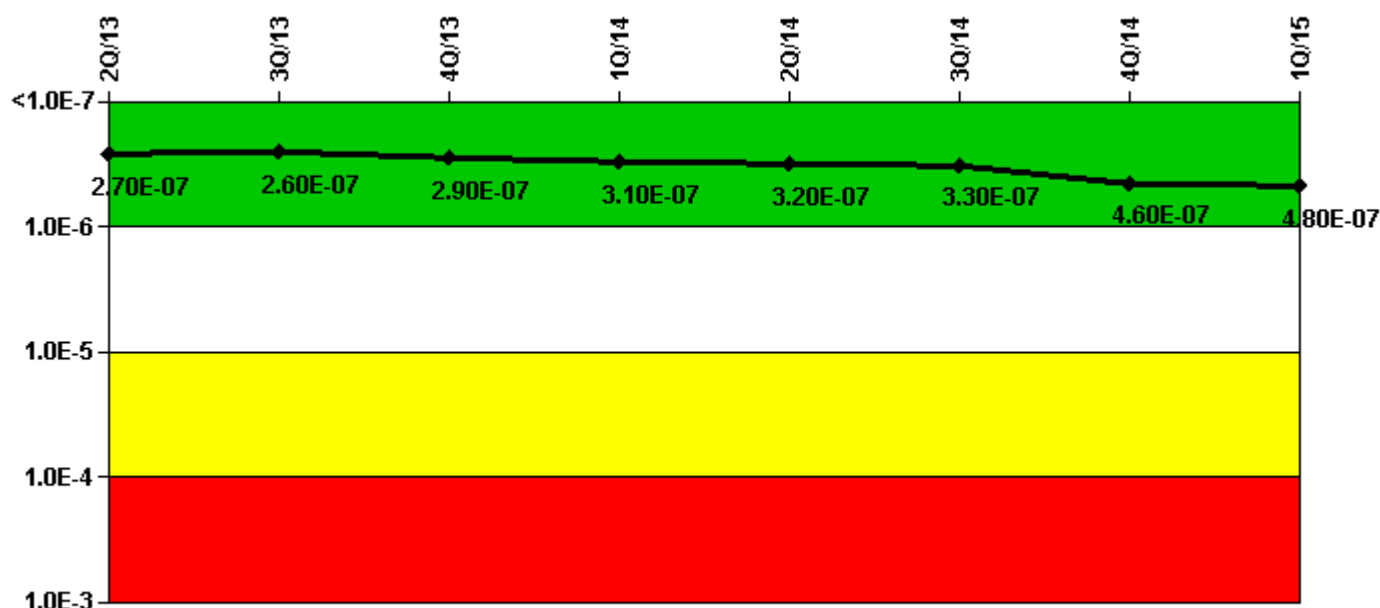
Safety System Functional Failures (PWR)	2Q/13	3Q/13	4Q/13	1Q/14	2Q/14	3Q/14	4Q/14	1Q/15
Safety System Functional Failures	1	0	0	0	1	0	0	0
Indicator value	2	2	1	1	1	1	1	1

Licensee Comments:

2Q/14: LER 2014-003-00, Loss of Safety Function Due to Inoperable Enclosure Building

2Q/13: LER 2013-002-00, Turbine Driven Auxiliary Feedwater Pump HELB Door Left Open During Surveillance Test

Mitigating Systems Performance Index, Emergency AC Power System



Thresholds: White > 1.00E-6 Yellow > 1.00E-5 Red > 1.00E-4

Notes

Mitigating Systems Performance Index, Emergency AC Power System	2Q/13	3Q/13	4Q/13	1Q/14	2Q/14	3Q/14	4Q/14	1Q/15
UAI (Δ CDF)	4.03E-08	1.59E-08	1.92E-08	3.19E-08	2.68E-08	2.49E-08	4.51E-08	4.84E-08
URI (Δ CDF)	2.34E-07	2.48E-07	2.68E-07	2.80E-07	2.90E-07	3.05E-07	4.18E-07	4.30E-07
PLE	NO	NO	NO	NO	NO	NO	NO	NO
Indicator value	2.70E-07	2.60E-07	2.90E-07	3.10E-07	3.20E-07	3.30E-07	4.60E-07	4.80E-07

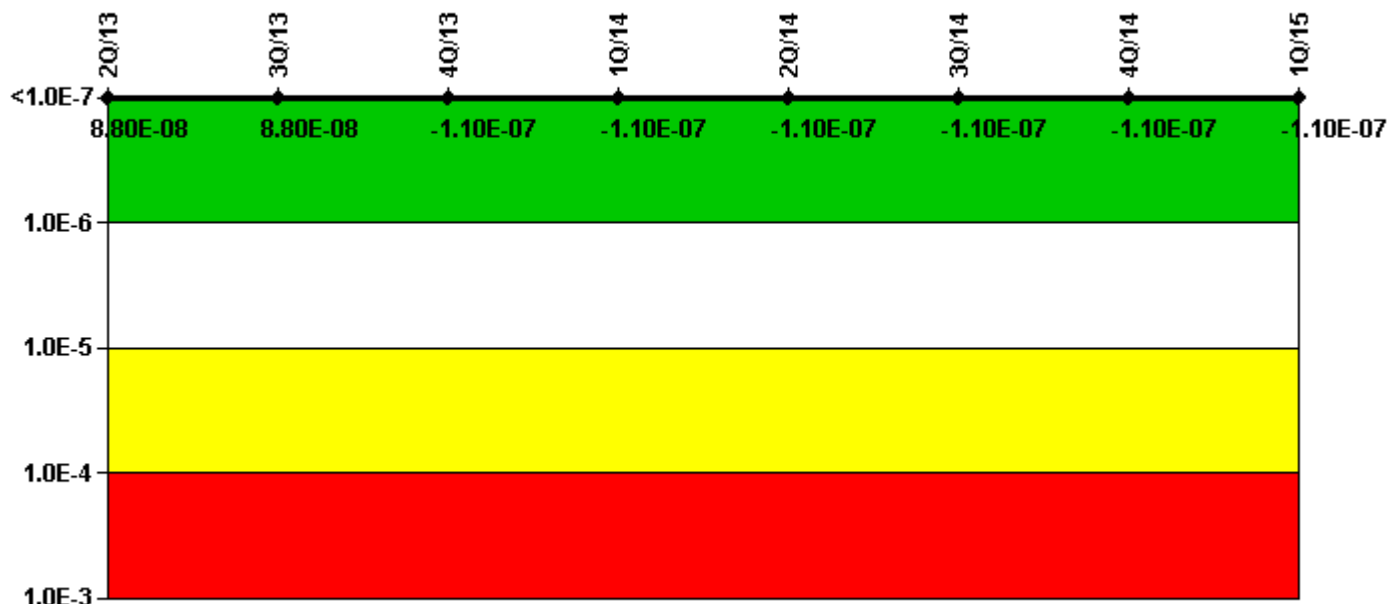
Licensee Comments:

4Q/14: Changed PRA Parameter(s). Updated the 'B' baseline unavailability effective for the 4th quarter, to remove one overhaul due to only one overhaul being performed in the 3 year period. This is consistent with assumptions in the Basis Document.

3Q/14: Updated the 'B' baseline unavailability to remove one overhaul due to only one overhaul being performed in the 3 year period. This is consistent with assumptions in the Basis Document.

3Q/13: PRA parameters were updated in the 2nd quarter 2013 based on a model revision issued in the 1st quarter 2013. No changes to the threshold occurred.

Mitigating Systems Performance Index, High Pressure Injection System



Thresholds: White > 1.00E-6 Yellow > 1.00E-5 Red > 1.00E-4

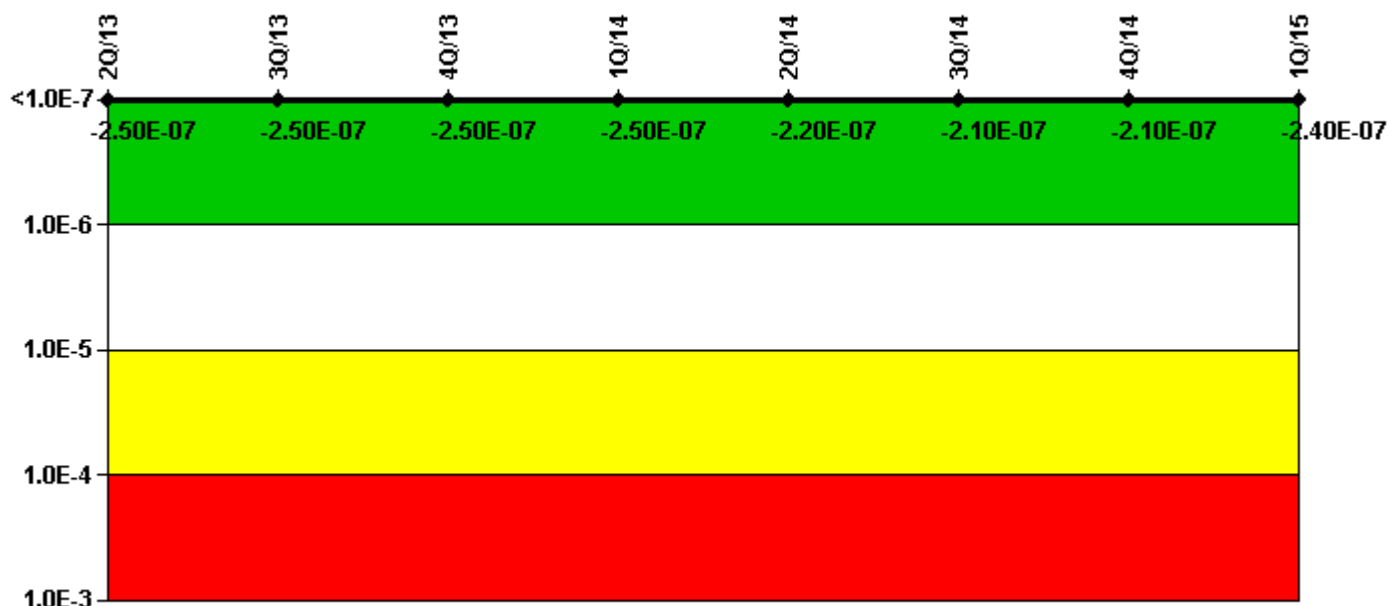
Notes

Mitigating Systems Performance Index, High Pressure Injection System	2Q/13	3Q/13	4Q/13	1Q/14	2Q/14	3Q/14	4Q/14	1Q/15
UAI (Δ CDF)	-6.39E-08	-6.39E-08	-6.30E-08	-6.40E-08	-6.40E-08	-6.40E-08	-6.40E-08	-6.40E-08
URI (Δ CDF)	1.52E-07	1.52E-07	-4.65E-08	-4.65E-08	-4.38E-08	-4.32E-08	-4.21E-08	-4.15E-08
PLE	NO	NO	NO	NO	NO	NO	NO	NO
Indicator value	8.80E-08	8.80E-08	-1.10E-07	-1.10E-07	-1.10E-07	-1.10E-07	-1.10E-07	-1.10E-07

Licensee Comments:

3Q/13: PRA parameters were updated in the 2nd quarter 2013 based on a model revision issued in the 1st quarter 2013. No changes to the threshold occurred.

Mitigating Systems Performance Index, Heat Removal System



Thresholds: White > 1.00E-6 Yellow > 1.00E-5 Red > 1.00E-4

Notes

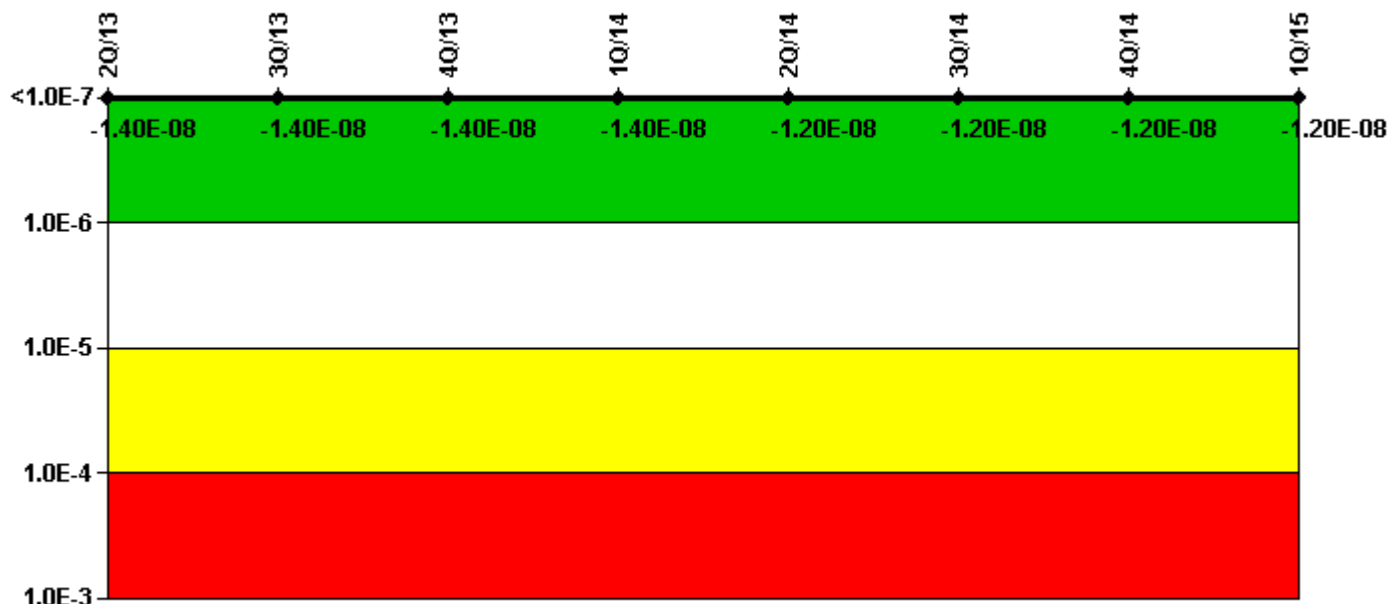
Mitigating Systems Performance Index, Heat Removal System	2Q/13	3Q/13	4Q/13	1Q/14	2Q/14	3Q/14	4Q/14	1Q/15
UAI (Δ CDF)	-9.83E-08	-9.83E-08	-9.84E-08	-9.82E-08	-6.75E-08	-5.67E-08	-5.65E-08	-8.57E-08
URI (Δ CDF)	-1.53E-07	-1.53E-07	-1.49E-07	-1.49E-07	-1.53E-07	-1.52E-07	-1.51E-07	-1.51E-07
PLE	NO	NO	NO	NO	NO	NO	NO	NO
Indicator value	-2.50E-07	-2.50E-07	-2.50E-07	-2.50E-07	-2.20E-07	-2.10E-07	-2.10E-07	-2.40E-07

Licensee Comments:

2Q/14: A condition report on the B motor driven Auxiliary Feedwater pump was written in April 2014. This condition report is under review. If this event is determined to be a failure the 2nd quarter values will be updated in the 3rd quarter.

3Q/13: PRA parameters were updated in the 2nd quarter 2013 based on a model revision issued in the 1st quarter 2013. No changes to the threshold occurred.

Mitigating Systems Performance Index, Residual Heat Removal System



Thresholds: White > 1.00E-6 Yellow > 1.00E-5 Red > 1.00E-4

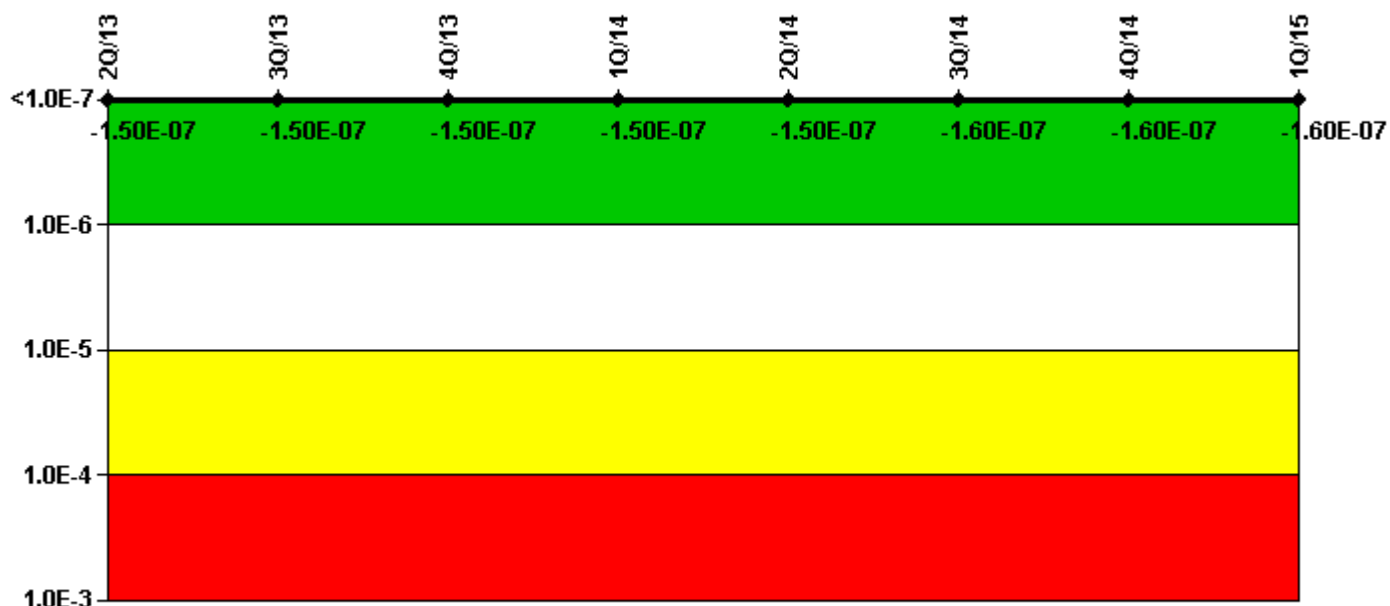
Notes

Mitigating Systems Performance Index, Residual Heat Removal System	2Q/13	3Q/13	4Q/13	1Q/14	2Q/14	3Q/14	4Q/14	1Q/15
UAI (Δ CDF)	-1.63E-10	-2.16E-10	-2.16E-10	-2.16E-10	-2.16E-10	-2.16E-10	-5.84E-11	-5.46E-11
URI (Δ CDF)	-1.40E-08	-1.40E-08	-1.40E-08	-1.38E-08	-1.23E-08	-1.23E-08	-1.20E-08	-1.18E-08
PLE	NO	NO	NO	NO	NO	NO	NO	NO
Indicator value	-1.40E-08	-1.40E-08	-1.40E-08	-1.40E-08	-1.20E-08	-1.20E-08	-1.20E-08	-1.20E-08

Licensee Comments:

3Q/13: PRA parameters were updated in the 2nd quarter 2013 based on a model revision issued in the 1st quarter 2013. No changes to the threshold occurred.

Mitigating Systems Performance Index, Cooling Water Systems



Thresholds: White > 1.00E-6 Yellow > 1.00E-5 Red > 1.00E-4

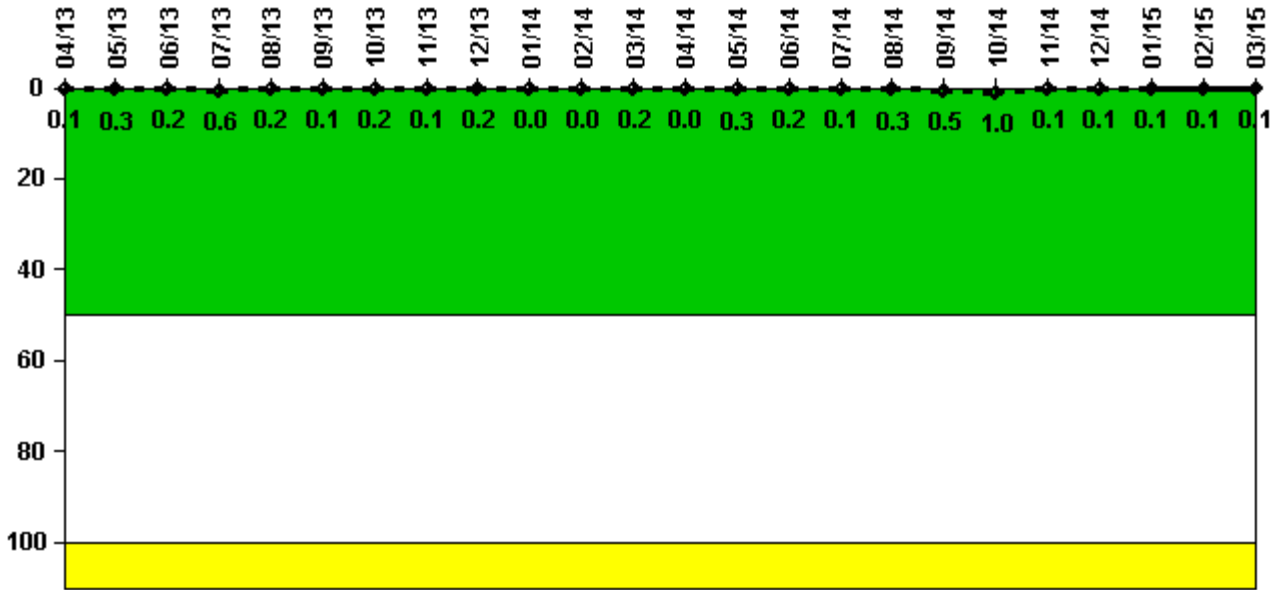
Notes

Mitigating Systems Performance Index, Cooling Water Systems	2Q/13	3Q/13	4Q/13	1Q/14	2Q/14	3Q/14	4Q/14	1Q/15
UAI (Δ CDF)	6.24E-09	6.24E-09	6.23E-09	6.24E-09	5.24E-09	-2.96E-09	-2.96E-09	-2.96E-09
URI (Δ CDF)	-1.54E-07	-1.54E-07	-1.54E-07	-1.54E-07	-1.55E-07	-1.55E-07	-1.55E-07	-1.55E-07
PLE	NO	NO	NO	NO	NO	NO	NO	NO
Indicator value	-1.50E-07	-1.50E-07	-1.50E-07	-1.50E-07	-1.50E-07	-1.60E-07	-1.60E-07	-1.60E-07

Licensee Comments:

3Q/13: PRA parameters were updated in the 2nd quarter 2013 based on a model revision issued in the 1st quarter 2013. No changes to the threshold occurred.

Reactor Coolant System Leakage



Thresholds: White > 50.0 Yellow > 100.0

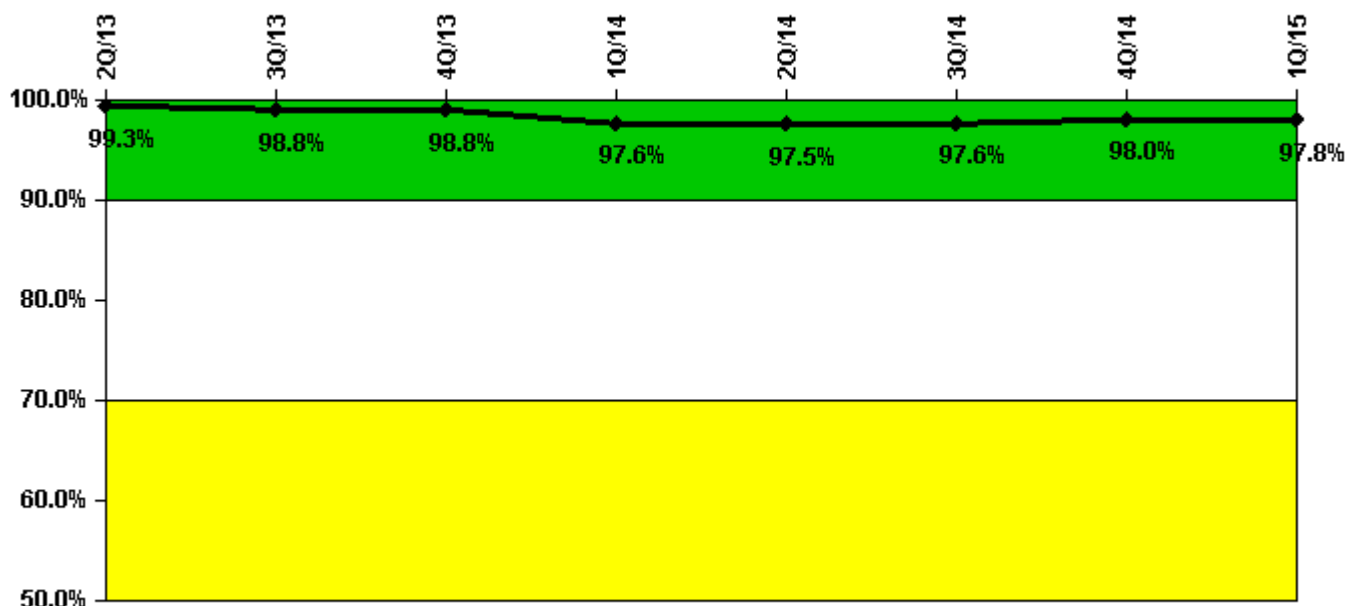
Notes

Reactor Coolant System Leakage	4/13	5/13	6/13	7/13	8/13	9/13	10/13	11/13	12/13	1/14	2/14	3/14
Maximum leakage	0.010	0.030	0.024	0.059	0.020	0.009	0.023	0.008	0.017	0.004	0.004	0.017
Technical specification limit	10.0	10.0	10.0	10.0	10.0	10.0	10.0	10.0	10.0	10.0	10.0	10.0
Indicator value	0.1	0.3	0.2	0.6	0.2	0.1	0.2	0.1	0.2	0	0	0.2

Reactor Coolant System Leakage	4/14	5/14	6/14	7/14	8/14	9/14	10/14	11/14	12/14	1/15	2/15	3/15
Maximum leakage	0.004	0.031	0.015	0.013	0.032	0.048	0.096	0.005	0.008	0.011	0.005	0.012
Technical specification limit	10.0	10.0	10.0	10.0	10.0	10.0	10.0	10.0	10.0	10.0	10.0	10.0
Indicator value	0	0.3	0.2	0.1	0.3	0.5	1.0	0.1	0.1	0.1	0.1	0.1

Licensee Comments: none

Drill/Exercise Performance



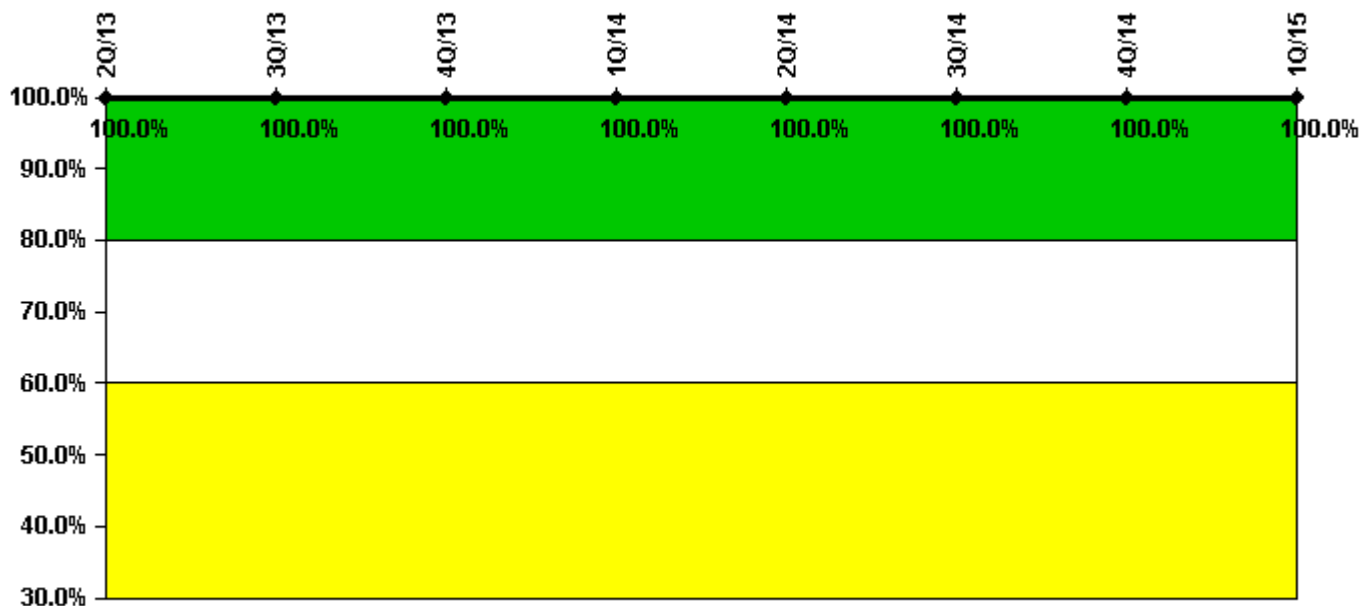
Thresholds: White < 90.0% Yellow < 70.0%

Notes

Drill/Exercise Performance	2Q/13	3Q/13	4Q/13	1Q/14	2Q/14	3Q/14	4Q/14	1Q/15
Successful opportunities	26.0	20.0	26.0	28.0	25.0	27.0	6.0	23.0
Total opportunities	26.0	21.0	26.0	31.0	25.0	27.0	6.0	23.0
Indicator value	99.3%	98.8%	98.8%	97.6%	97.5%	97.6%	98.0%	97.8%

Licensee Comments: none

ERO Drill Participation



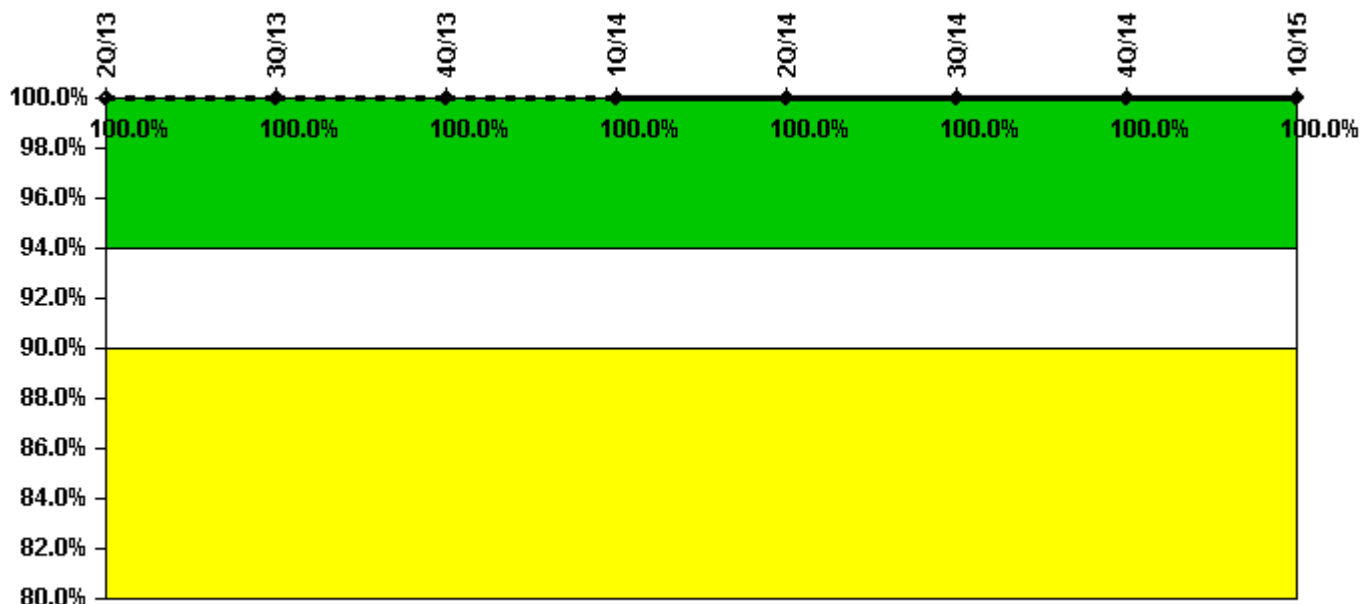
Thresholds: White < 80.0% Yellow < 60.0%

Notes

ERO Drill Participation	2Q/13	3Q/13	4Q/13	1Q/14	2Q/14	3Q/14	4Q/14	1Q/15
Participating Key personnel	131.0	132.0	132.0	132.0	130.0	128.0	126.0	127.0
Total Key personnel	131.0	132.0	132.0	132.0	130.0	128.0	126.0	127.0
Indicator value	100.0%	100.0%	100.0%	100.0%	100.0%	100.0%	100.0%	100.0%

Licensee Comments: none

Alert & Notification System



Thresholds: White < 94.0% Yellow < 90.0%

Notes

Alert & Notification System	2Q/13	3Q/13	4Q/13	1Q/14	2Q/14	3Q/14	4Q/14	1Q/15
Successful siren-tests	553	474	553	474	553	474	553	474
Total sirens-tests	553	474	553	474	553	474	553	474
Indicator value	100.0%	100.0%	100.0%	100.0%	100.0%	100.0%	100.0%	100.0%

Licensee Comments: none

Occupational Exposure Control Effectiveness



Thresholds: White > 2.0 Yellow > 5.0

Notes

Occupational Exposure Control Effectiveness	2Q/13	3Q/13	4Q/13	1Q/14	2Q/14	3Q/14	4Q/14	1Q/15
High radiation area occurrences	0	0	0	0	0	0	0	0
Very high radiation area occurrences	0	0	0	0	0	0	0	0
Unintended exposure occurrences	0	0	0	0	0	0	0	0
Indicator value	0	0	0	0	0	0	0	0

Licensee Comments: none

RETS/ODCM Radiological Effluent



Thresholds: White > 1.0 Yellow > 3.0

Notes

RETS/ODCM Radiological Effluent	2Q/13	3Q/13	4Q/13	1Q/14	2Q/14	3Q/14	4Q/14	1Q/15
RETS/ODCM occurrences	0	0	0	0	0	0	0	0
Indicator value	0	0	0	0	0	0	0	0

Licensee Comments: none

Although the Security Cornerstone is included in the Reactor Oversight Process assessment program, the Commission has decided that specific information related to findings and performance indicators pertaining to the Security Cornerstone will not be publicly available to ensure that security information is not provided to a possible adversary. Other than the fact that a finding or performance indicator is Green or Greater-Than-Green, security related information will not be displayed on the public web page.

▲ [Action Matrix Summary](#) | [Inspection Findings Summary](#) | [PI Summary](#) | [Reactor Oversight Process](#)

Last Modified: April 23, 2015