

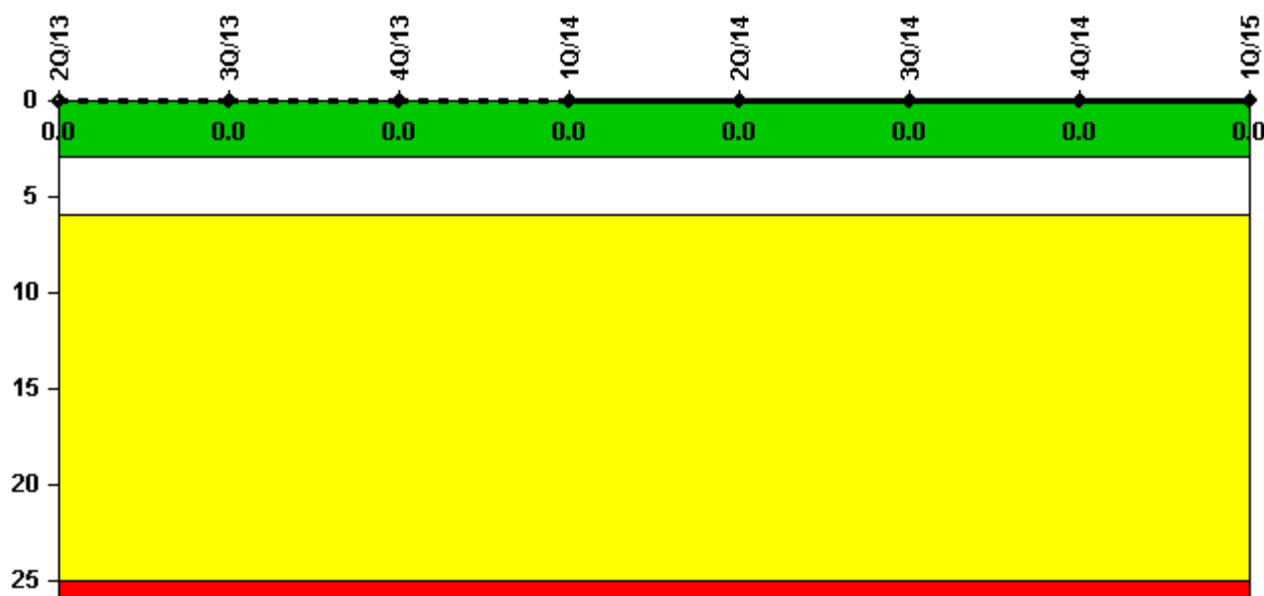
Limerick 2

1Q/2015 Performance Indicators

The solid trend line represents the current reporting period.

Licensee's General Comments: none

Unplanned Scrams per 7000 Critical Hrs



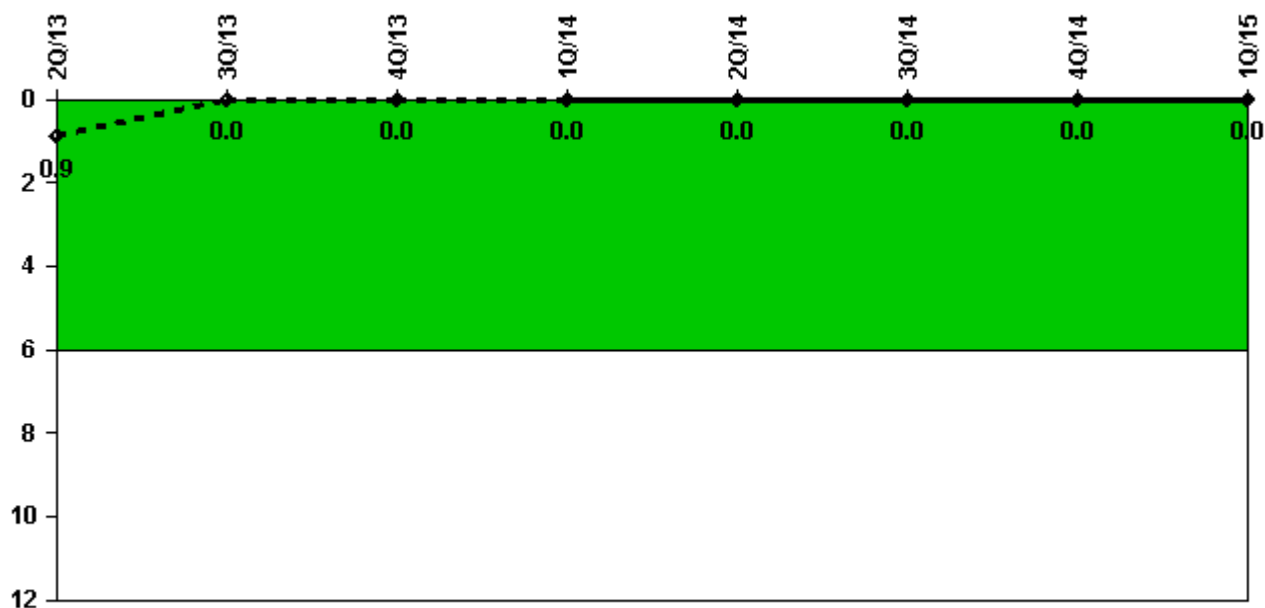
Thresholds: White > 3.0 Yellow > 6.0 Red > 25.0

Notes

Unplanned Scrams per 7000 Critical Hrs	2Q/13	3Q/13	4Q/13	1Q/14	2Q/14	3Q/14	4Q/14	1Q/15
Unplanned scrams	0	0	0	0	0	0	0	0
Critical hours	1785.5	2208.0	2209.0	2159.0	2060.4	2208.0	2209.0	2159.0
Indicator value	0	0	0	0	0	0	0	0

Licensee Comments: none

Unplanned Power Changes per 7000 Critical Hrs



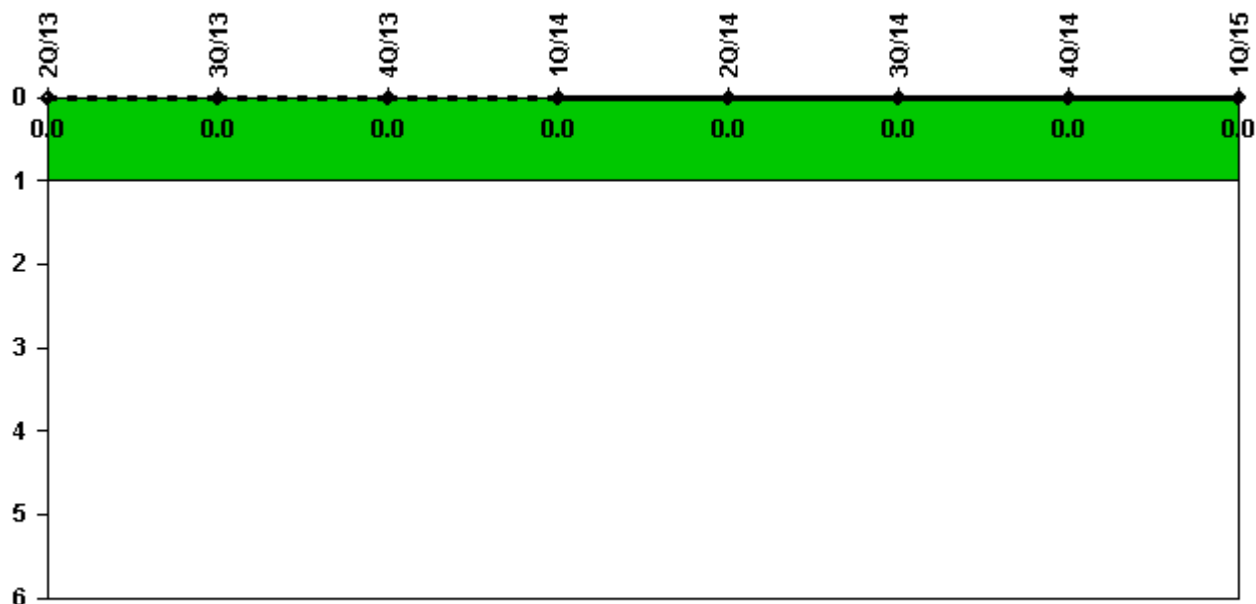
Thresholds: White > 6.0

Notes

Unplanned Power Changes per 7000 Critical Hrs	2Q/13	3Q/13	4Q/13	1Q/14	2Q/14	3Q/14	4Q/14	1Q/15
Unplanned power changes	0	0	0	0	0	0	0	0
Critical hours	1785.5	2208.0	2209.0	2159.0	2060.4	2208.0	2209.0	2159.0
Indicator value	0.9	0	0	0	0	0	0	0

Licensee Comments: none

Unplanned Scrams with Complications



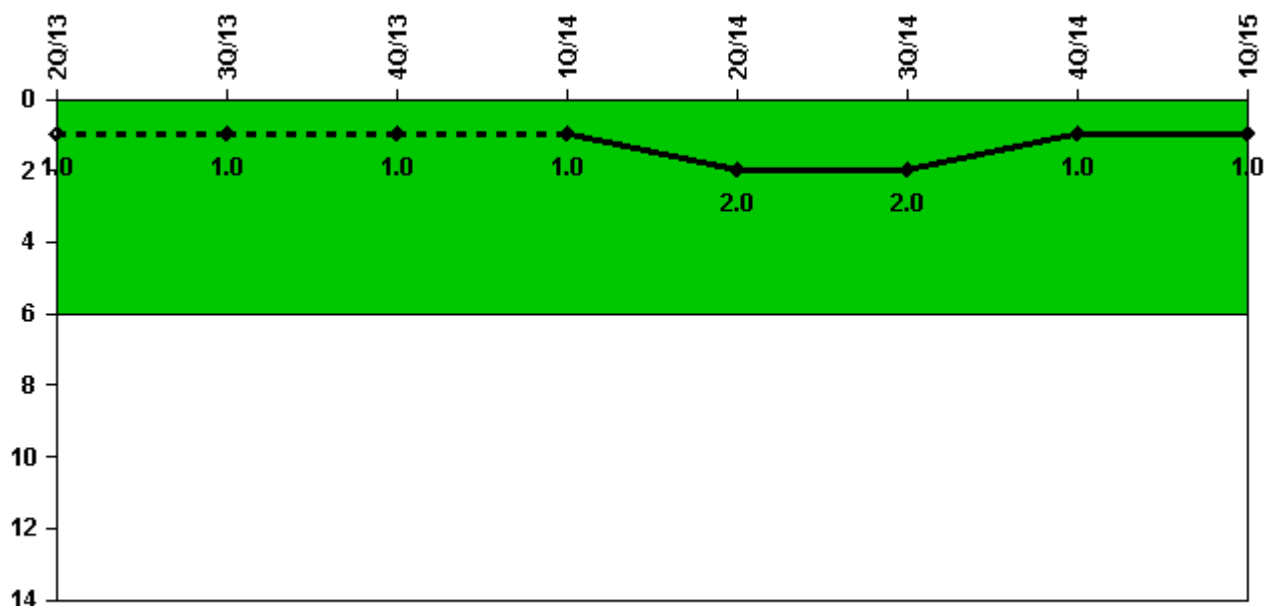
Thresholds: White > 1.0

Notes

Unplanned Scrams with Complications	2Q/13	3Q/13	4Q/13	1Q/14	2Q/14	3Q/14	4Q/14	1Q/15
Scrams with complications	0	0	0	0	0	0	0	0
Indicator value	0.0	0.0	0.0	0.0	0.0	0.0	0.0	0.0

Licensee Comments: none

Safety System Functional Failures (BWR)



Thresholds: White > 6.0

Notes

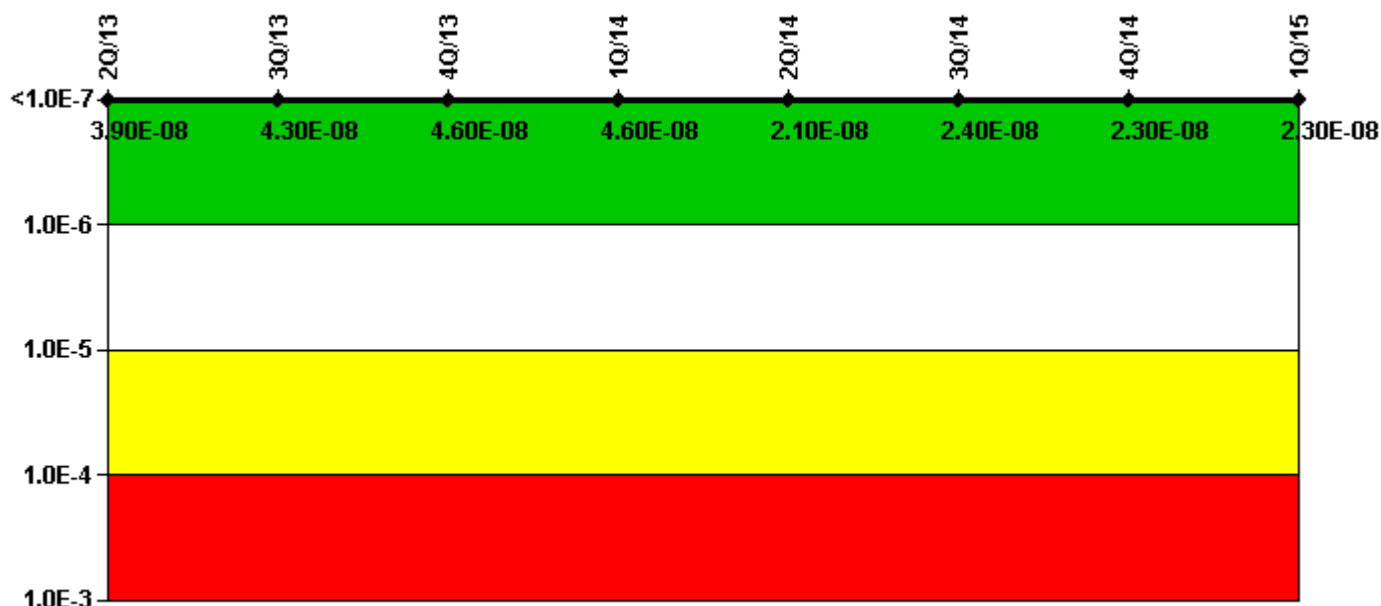
Safety System Functional Failures (BWR)	2Q/13	3Q/13	4Q/13	1Q/14	2Q/14	3Q/14	4Q/14	1Q/15
Safety System Functional Failures	0	0	1	0	1	0	0	0
Indicator value	1	1	1	1	2	2	1	1

Licensee Comments:

2Q/14: LER 2014-005-00 was issued on 6/23/14. HPCI was inoperable due to drift of a HPCI Suppression Pool level transmitter. No color or threshold change has resulted from this event.

4Q/13: LER 2013-002 - LGS Unit 1 and Unit 2, Condition That Could Have Prevented Fulfillment of the Offsite Power Safety Function, was issued on 10/04/13 and occurred on 8/05/13. No PI threshold or color change resulted from this event.

Mitigating Systems Performance Index, Emergency AC Power System



Thresholds: White > 1.00E-6 Yellow > 1.00E-5 Red > 1.00E-4

Notes

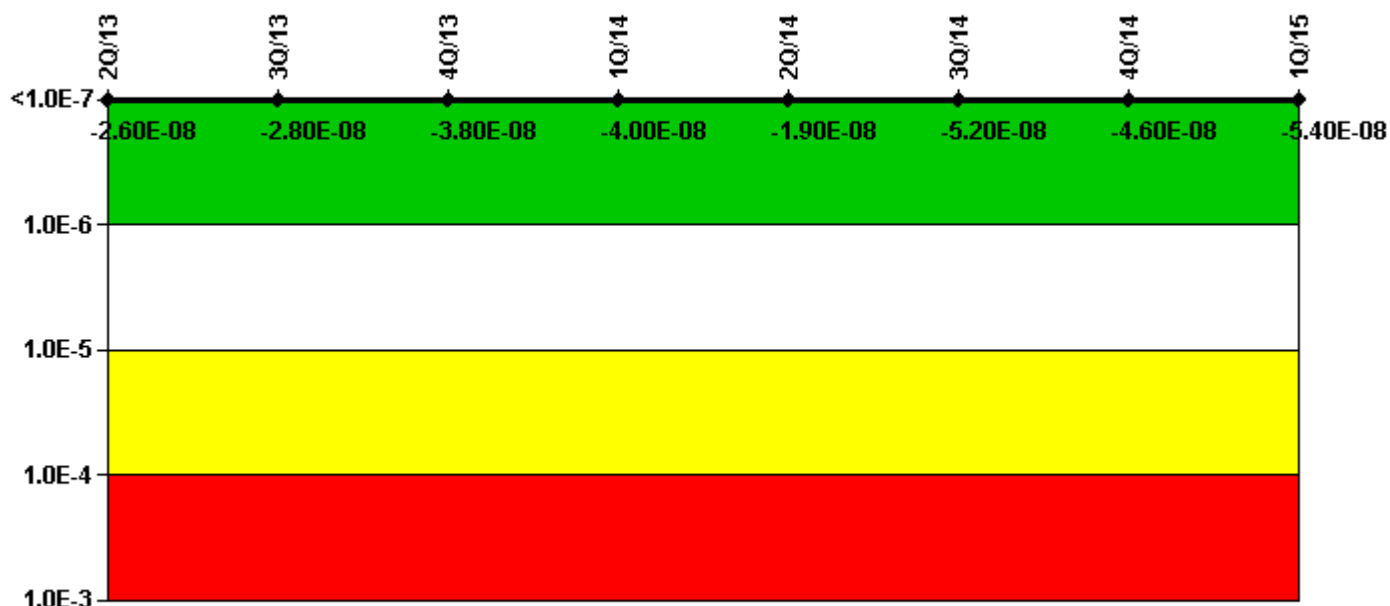
Mitigating Systems Performance Index, Emergency AC Power System	2Q/13	3Q/13	4Q/13	1Q/14	2Q/14	3Q/14	4Q/14	1Q/15
UAI (Δ CDF)	8.08E-09	9.51E-09	1.19E-08	1.20E-08	4.78E-09	4.37E-09	2.90E-09	2.12E-09
URI (Δ CDF)	3.05E-08	3.39E-08	3.43E-08	3.37E-08	1.66E-08	1.94E-08	2.04E-08	2.10E-08
PLE	NO	NO	NO	NO	NO	NO	NO	NO
Indicator value	3.90E-08	4.30E-08	4.60E-08	4.60E-08	2.10E-08	2.40E-08	2.30E-08	2.30E-08

Licensee Comments:

3Q/14: Changed PRA Parameter(s). 10/20/14- PRA parameters were updated during 2Q2014 data submittal, effective 2Q2014. No additional PRA parameters have changed.

2Q/14: Changed PRA Parameter(s). 07/17/14- The LG113A and LG213A PRA Models Revision was approved in January 2014 with a corresponding LG-MSPI-001 Basis Document Revision 5 approved on 06/24/14. The PRA model revision was a periodic update which included a data update and re-analysis of operator action dependency. As a result of the PRA model change, the CDF, Fussel-Vesely and Basic Event Probabilities for all monitored trains and components were revised. No color or threshold changes were impacted by this update.

Mitigating Systems Performance Index, High Pressure Injection System



Thresholds: White > 1.00E-6 Yellow > 1.00E-5 Red > 1.00E-4

Notes

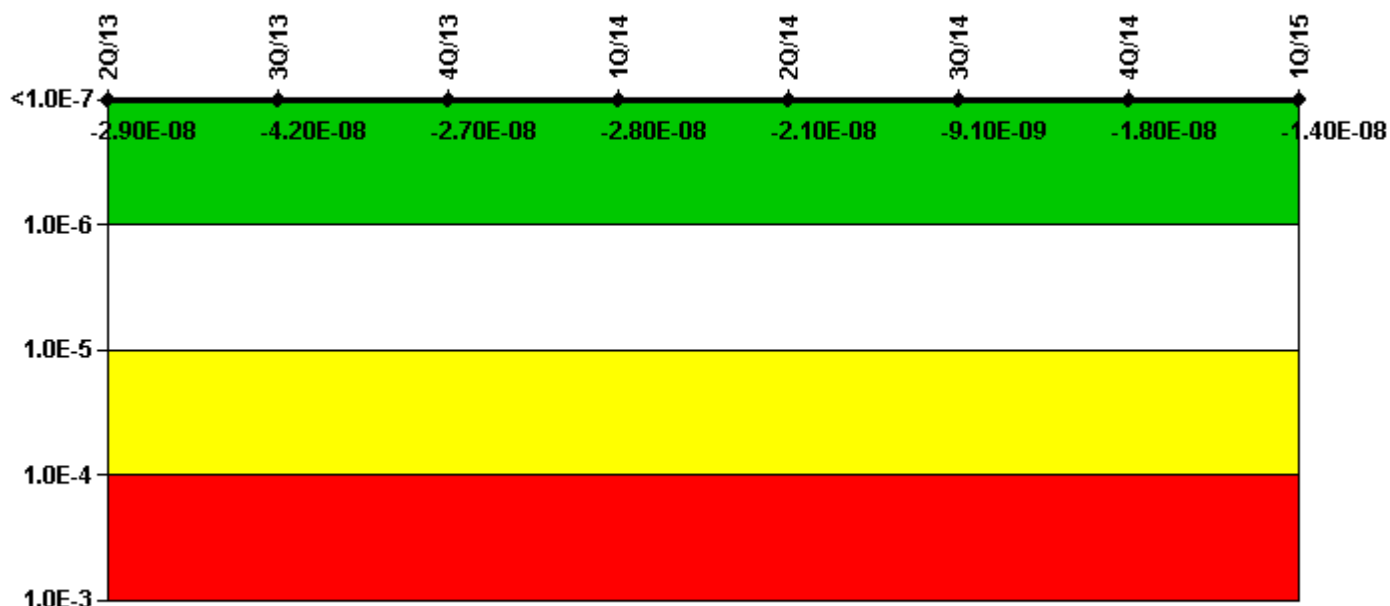
Mitigating Systems Performance Index, High Pressure Injection System	2Q/13	3Q/13	4Q/13	1Q/14	2Q/14	3Q/14	4Q/14	1Q/15
UAI (Δ CDF)	2.02E-08	1.87E-08	8.78E-09	7.12E-09	3.15E-08	-1.52E-09	4.64E-09	-3.48E-09
URI (Δ CDF)	-4.66E-08	-4.66E-08	-4.66E-08	-4.66E-08	-5.03E-08	-5.03E-08	-5.03E-08	-5.03E-08
PLE	NO	NO	NO	NO	NO	NO	NO	NO
Indicator value	-2.60E-08	-2.80E-08	-3.80E-08	-4.00E-08	-1.90E-08	-5.20E-08	-4.60E-08	-5.40E-08

Licensee Comments:

3Q/14: Changed PRA Parameter(s). 10/20/14- PRA parameters were updated during 2Q2014 data submittal, effective 2Q2014. No additional PRA parameters have changed.

2Q/14: Changed PRA Parameter(s). 07/17/14- The LG113A and LG213A PRA Models Revision was approved in January 2014 with a corresponding LG-MSPI-001 Basis Document Revision 5 approved on 06/24/14. The PRA model revision was a periodic update which included a data update and re-analysis of operator action dependency. As a result of the PRA model change, the CDF, Fussel-Vesely and Basic Event Probabilities for all monitored trains and components were revised. No color or threshold changes were impacted by this update.

Mitigating Systems Performance Index, Heat Removal System



Thresholds: White > 1.00E-6 Yellow > 1.00E-5 Red > 1.00E-4

Notes

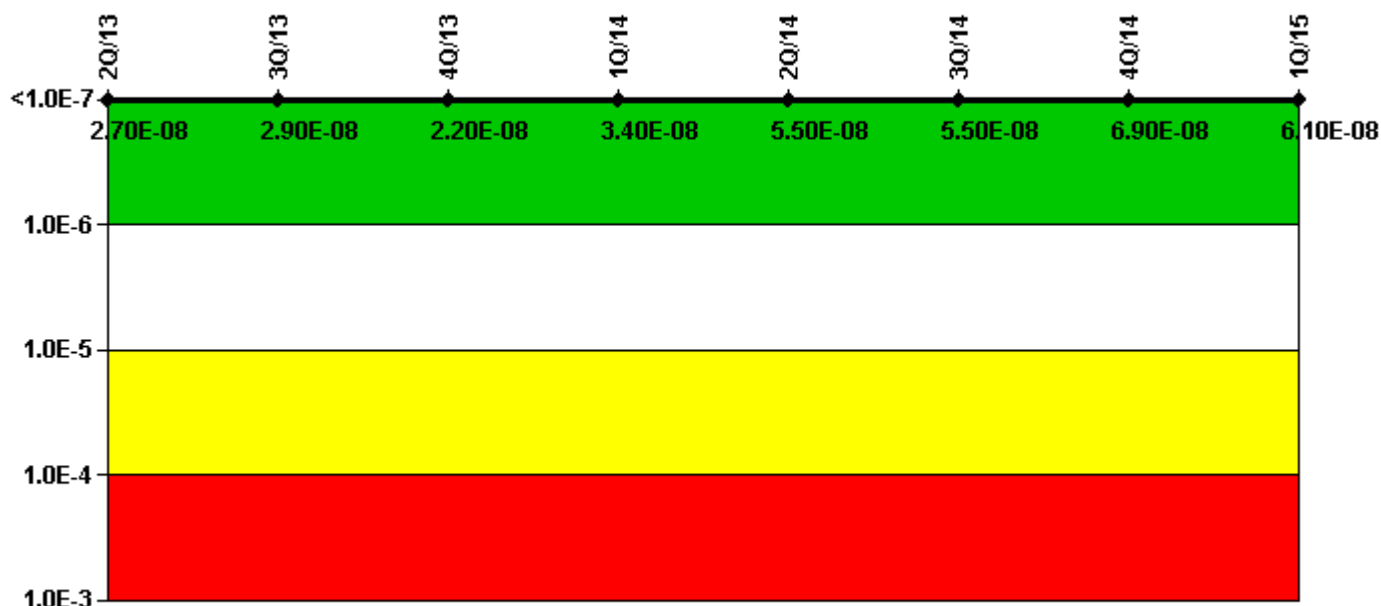
Mitigating Systems Performance Index, Heat Removal System	2Q/13	3Q/13	4Q/13	1Q/14	2Q/14	3Q/14	4Q/14	1Q/15
UAI (Δ CDF)	-1.71E-09	-1.54E-08	-1.24E-10	-7.20E-10	-1.29E-09	1.06E-08	1.99E-09	6.17E-09
URI (Δ CDF)	-2.71E-08	-2.71E-08	-2.71E-08	-2.71E-08	-1.97E-08	-1.97E-08	-1.97E-08	-1.97E-08
PLE	NO	NO	NO	NO	NO	NO	NO	NO
Indicator value	-2.90E-08	-4.20E-08	-2.70E-08	-2.80E-08	-2.10E-08	-9.10E-09	-1.80E-08	-1.40E-08

Licensee Comments:

3Q/14: Changed PRA Parameter(s). 10/20/14- PRA parameters were updated during 2Q2014 data submittal, effective 2Q2014. No additional PRA parameters have changed.

2Q/14: Changed PRA Parameter(s). 07/17/14- The LG113A and LG213A PRA Models Revision was approved in January 2014 with a corresponding LG-MSPI-001 Basis Document Revision 5 approved on 06/24/14. The PRA model revision was a periodic update which included a data update and re-analysis of operator action dependency. As a result of the PRA model change, the CDF, Fussel-Vesely and Basic Event Probabilities for all monitored trains and components were revised. No color or threshold changes were impacted by this update.

Mitigating Systems Performance Index, Residual Heat Removal System



Thresholds: White > 1.00E-6 Yellow > 1.00E-5 Red > 1.00E-4

Notes

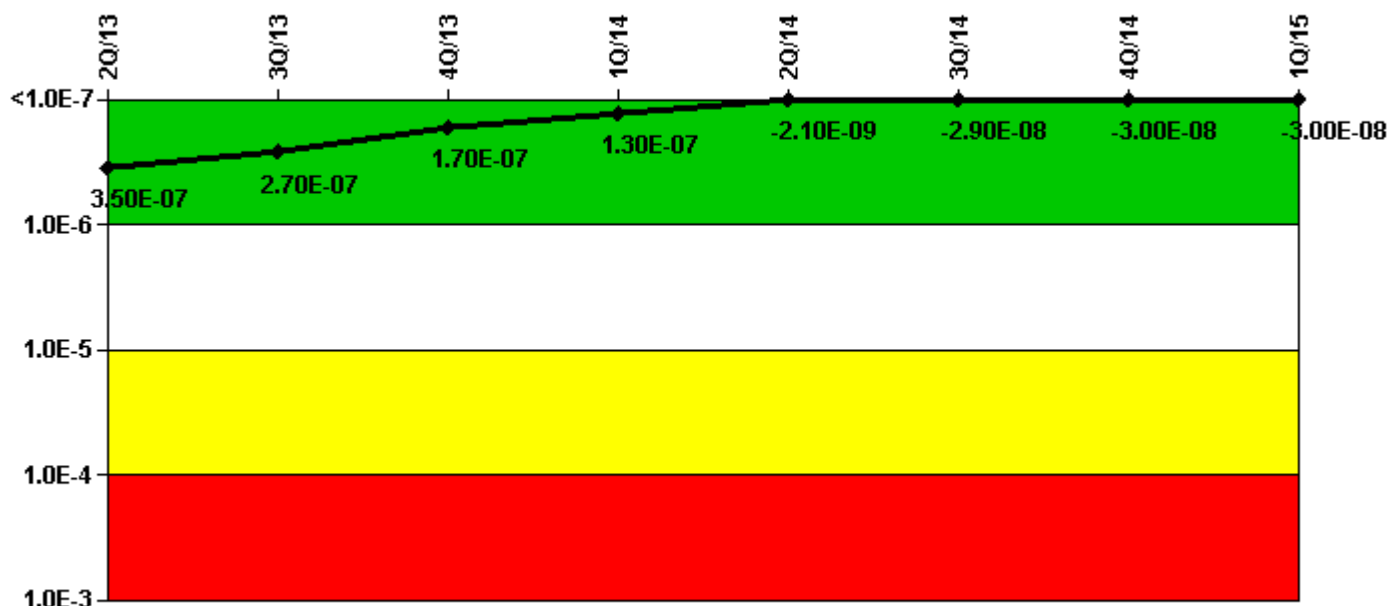
Mitigating Systems Performance Index, Residual Heat Removal System	2Q/13	3Q/13	4Q/13	1Q/14	2Q/14	3Q/14	4Q/14	1Q/15
UAI (ΔCDF)	2.96E-08	3.15E-08	2.44E-08	3.57E-08	6.70E-08	6.70E-08	8.09E-08	7.23E-08
URI (ΔCDF)	-2.15E-09	-2.03E-09	-1.98E-09	-1.89E-09	-1.19E-08	-1.18E-08	-1.15E-08	-1.10E-08
PLE	NO	NO	NO	NO	NO	NO	NO	NO
Indicator value	2.70E-08	2.90E-08	2.20E-08	3.40E-08	5.50E-08	5.50E-08	6.90E-08	6.10E-08

Licensee Comments:

3Q/14: Changed PRA Parameter(s). 10/20/14- PRA parameters were updated during 2Q2014 data submittal, effective 2Q2014. No additional PRA parameters have changed.

2Q/14: Changed PRA Parameter(s). 07/17/14- The LG113A and LG213A PRA Models Revision was approved in January 2014 with a corresponding LG-MSPI-001 Basis Document Revision 5 approved on 06/24/14. The PRA model revision was a periodic update which included a data update and re-analysis of operator action dependency. As a result of the PRA model change, the CDF, Fussler-Vesely and Basic Event Probabilities for all monitored trains and components were revised. No color or threshold changes were impacted by this update.

Mitigating Systems Performance Index, Cooling Water Systems



Thresholds: White > 1.00E-6 Yellow > 1.00E-5 Red > 1.00E-4

Notes

Mitigating Systems Performance Index, Cooling Water Systems	2Q/13	3Q/13	4Q/13	1Q/14	2Q/14	3Q/14	4Q/14	1Q/15
UAI (ΔCDF)	3.84E-07	3.02E-07	1.97E-07	1.55E-07	7.92E-08	4.86E-08	4.61E-08	4.21E-08
URI (ΔCDF)	-2.92E-08	-2.86E-08	-2.83E-08	-2.82E-08	-8.13E-08	-7.79E-08	-7.58E-08	-7.22E-08
PLE	NO	NO	NO	NO	NO	NO	NO	NO
Indicator value	3.50E-07	2.70E-07	1.70E-07	1.30E-07	-2.10E-09	-2.90E-08	-3.00E-08	-3.00E-08

Licensee Comments:

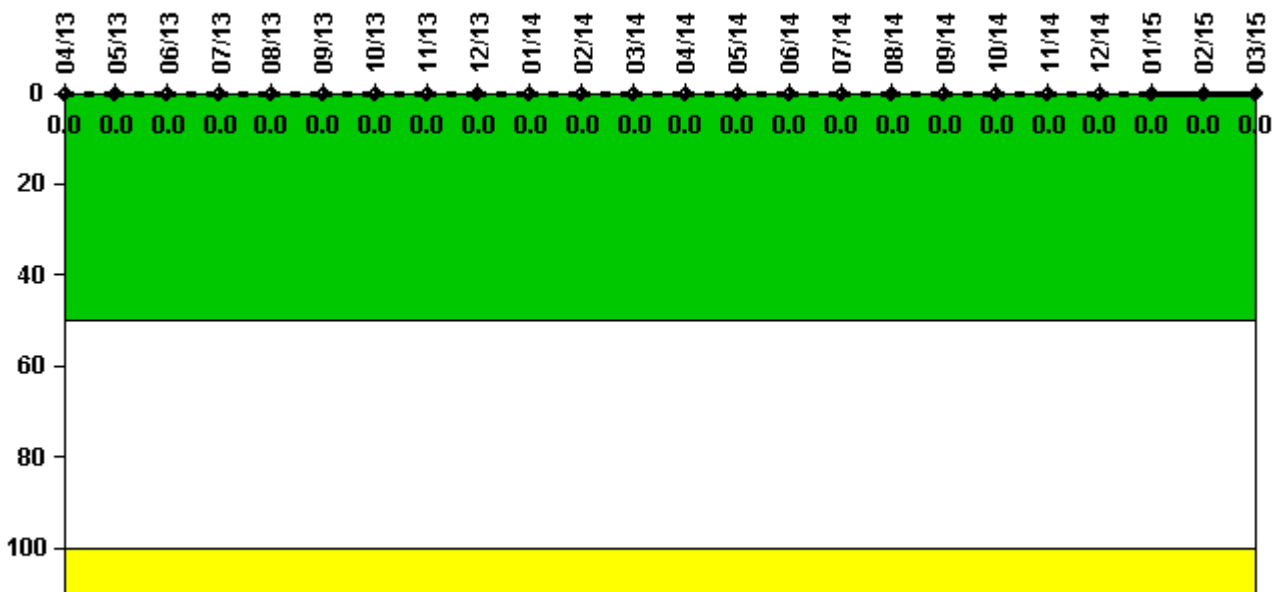
3Q/14: Changed PRA Parameter(s). 10/20/14- PRA parameters were updated during 2Q2014 data submittal, effective 2Q2014. No additional PRA parameters have changed.

2Q/14: 10/20/14-Added planned unavailability to U2 ESW return segments in March 2012 (62.88 hours), March 2013 (12.63 hours) and March 2014 (33.68 hours). An Engineering review identified an error in counting U2 ESW System unavailability incurred during RHRSW/ESW return piping replacement work on-line and during the U1 refuel outages 1R14 and 1R15. No threshold or color change is impacted by this data correction. 07/17/14- The LG113A and LG213A PRA Models Revision was approved in January 2014 with a corresponding LG-MSPI-001 Basis Document Revision 5 approved on 06/24/14. The PRA model revision was a periodic update which included a data update and re-analysis of operator action dependency. As a result of the PRA model change, the CDF, Fussel-Vesely and Basic Event Probabilities for all monitored trains and components were revised. No color or threshold changes were impacted by this update.

2Q/14: Changed PRA Parameter(s). 07/17/14- The LG113A and LG213A PRA Models Revision was approved in January 2014 with a corresponding LG-MSPI-001 Basis Document Revision 5 approved on 06/24/14. The PRA

model revision was a periodic update which included a data update and re-analysis of operator action dependency. As a result of the PRA model change, the CDF, Fussel-Vesely and Basic Event Probabilities for all monitored trains and components were revised. No color or threshold changes were impacted by this update.

Reactor Coolant System Activity



Thresholds: White > 50.0 Yellow > 100.0

Notes

Reactor Coolant System Activity	4/13	5/13	6/13	7/13	8/13	9/13	10/13	11/13	12/13	1/14	2/14	3/14
Maximum activity	0.000006	0.000006	0.000005	0.000007	0.000006	0.000006	0.000006	0.000007	0.000006	0.000006	0.000007	0.000006
Technical specification limit	0.2	0.2	0.2	0.2	0.2	0.2	0.2	0.2	0.2	0.2	0.2	0.2
Indicator value	0	0	0	0	0	0	0	0	0	0	0	0
Reactor Coolant System Activity	4/14	5/14	6/14	7/14	8/14	9/14	10/14	11/14	12/14	1/15	2/15	3/15
Maximum activity	0.000008	0.000008	0.000008	0.000008	0.000008	0.000008	0.000012	0.000008	0.000007	0.000007	0.000009	0.000008
Technical												

specification limit	0.2	0.2	0.2	0.2	0.2	0.2	0.2	0.2	0.2	0.2	0.2	0.2
Indicator value	0	0	0	0	0	0	0	0	0	0	0	0

Licensee Comments:

6/13: April 2013 Data was changed from 0.000009 to 0.000006 due to error discovered that non steadystate value was used. No color change resulted from this correction.

Reactor Coolant System Leakage



Thresholds: White > 50.0 Yellow > 100.0

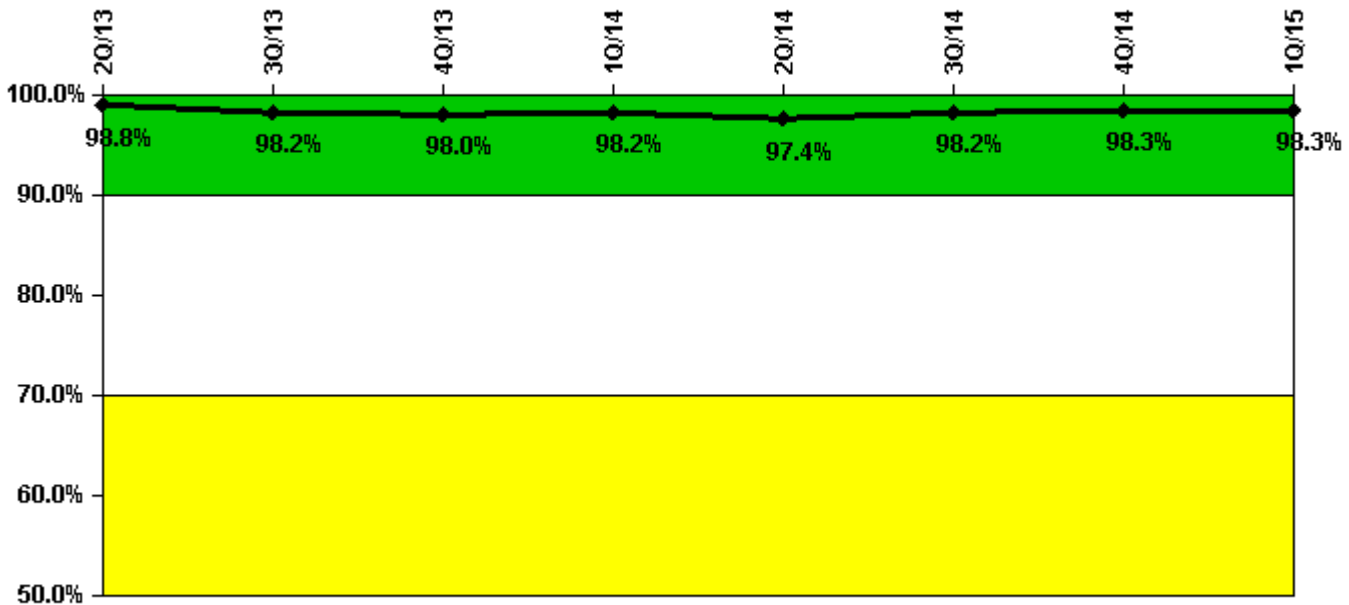
Notes

Reactor Coolant System Leakage	4/13	5/13	6/13	7/13	8/13	9/13	10/13	11/13	12/13	1/14	2/14	3/14
Maximum leakage	1.500	1.800	1.400	1.600	1.700	1.700	1.500	1.700	1.600	1.600	1.790	1.500
Technical specification limit	30.0	30.0	30.0	30.0	30.0	30.0	30.0	30.0	30.0	30.0	30.0	30.0
Indicator value	5.0	6.0	4.7	5.3	5.7	5.7	5.0	5.7	5.3	5.3	6.0	5.0
Reactor Coolant System Leakage	4/14	5/14	6/14	7/14	8/14	9/14	10/14	11/14	12/14	1/15	2/15	3/15
Maximum leakage	1.400	1.700	1.600	1.600	1.500	1.500	1.400	1.600	1.600	1.600	1.900	1.600
Technical specification limit	30.0	30.0	30.0	30.0	30.0	30.0	30.0	30.0	30.0	30.0	30.0	30.0

Indicator value	4.7	5.7	5.3	5.3	5.0	5.0	4.7	5.3	5.3	5.3	6.3	5.3
-----------------	-----	-----	-----	-----	-----	-----	-----	-----	-----	-----	-----	-----

Licensee Comments: none

Drill/Exercise Performance



Thresholds: White < 90.0% Yellow < 70.0%

Notes

Drill/Exercise Performance	2Q/13	3Q/13	4Q/13	1Q/14	2Q/14	3Q/14	4Q/14	1Q/15
Successful opportunities	12.0	43.0	30.0	38.0	57.0	42.0	37.0	23.0
Total opportunities	12.0	45.0	31.0	38.0	59.0	42.0	37.0	23.0
Indicator value	98.8%	98.2%	98.0%	98.2%	97.4%	98.2%	98.3%	98.3%

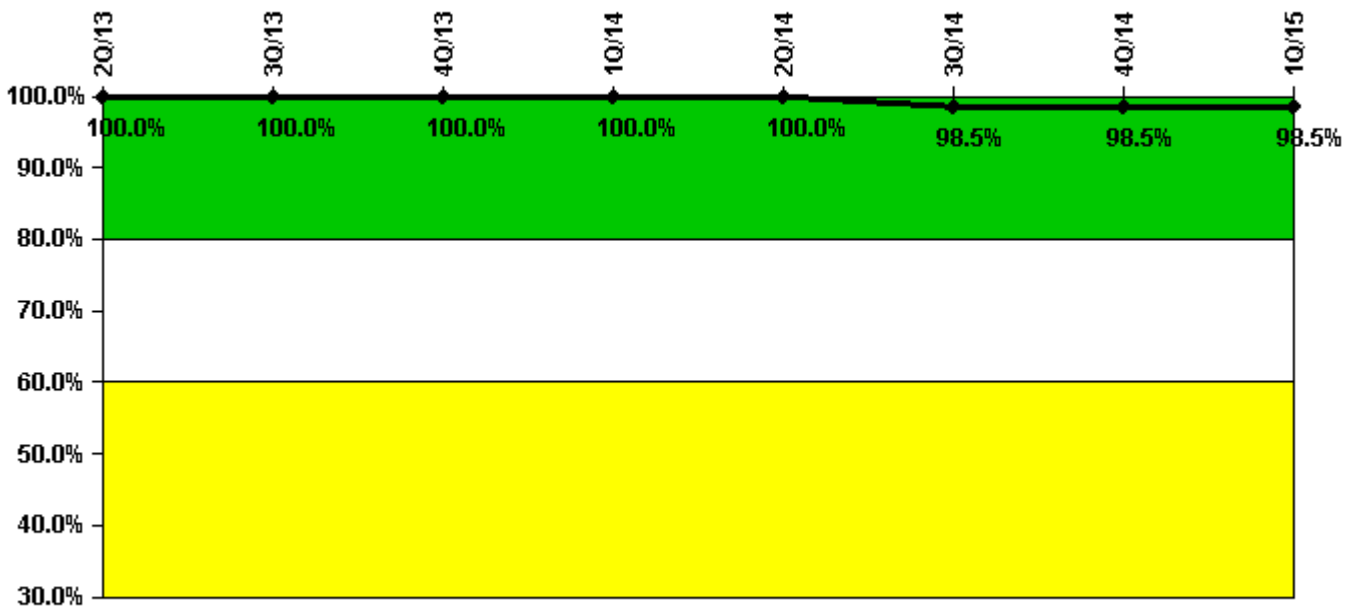
Licensee Comments:

3Q/14: 1/15/15- ERO Drill Exercise data was corrected. The previously submitted Drill Exercise opportunities in September 2014 had actually occurred in October 2014. No color change or threshold impact resulted from the correction.

3Q/13: 3rd quarter 2013 Drill Exercise and Event Opportunities was changed from from 8 to 5 due to Emergency Offsite Facility Opportunities being reported in September when they should have been reported in October. No color or threshold changes occurred as a result of this correction.

3Q/13: 3rd quarter 2013 Drill Exercise and Event Opportunities was changed from from 8 to 5 due to Emergency Offsite Facility Opportunities being reported in September when they should have been reported in October. No color or threshold changes occurred as a result of this correction.

ERO Drill Participation



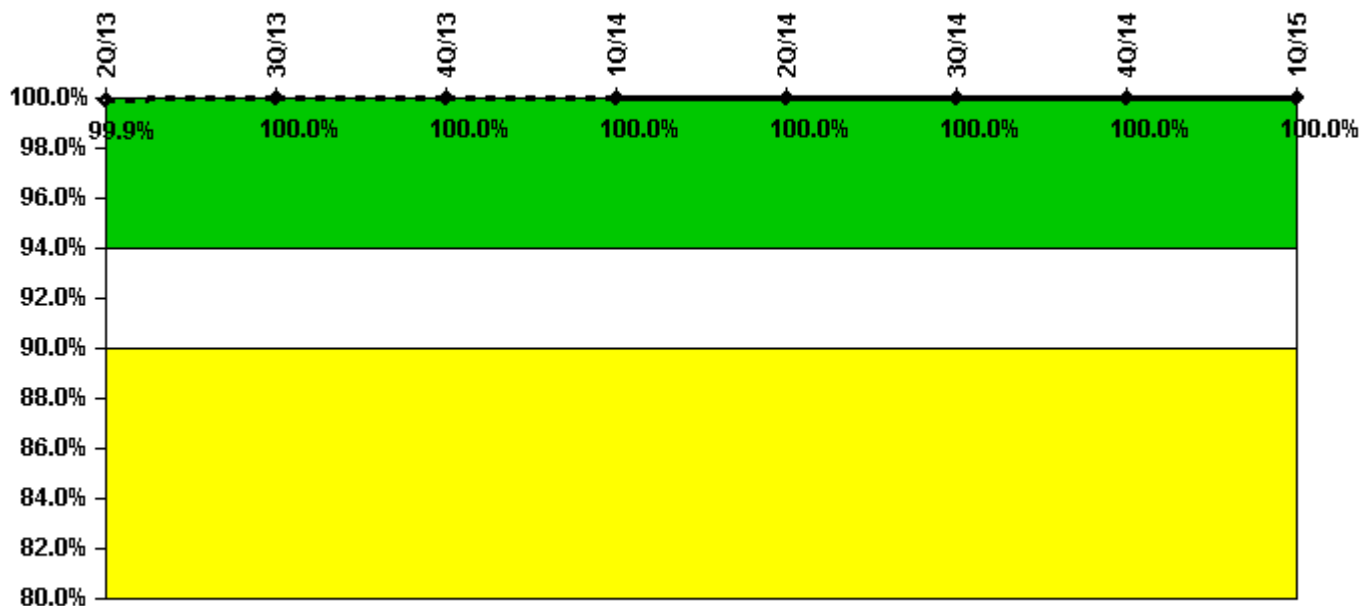
Thresholds: White < 80.0% Yellow < 60.0%

Notes

ERO Drill Participation	2Q/13	3Q/13	4Q/13	1Q/14	2Q/14	3Q/14	4Q/14	1Q/15
Participating Key personnel	68.0	66.0	63.0	64.0	65.0	66.0	66.0	66.0
Total Key personnel	68.0	66.0	63.0	64.0	65.0	67.0	67.0	67.0
Indicator value	100.0%	100.0%	100.0%	100.0%	100.0%	98.5%	98.5%	98.5%

Licensee Comments: none

Alert & Notification System



Thresholds: White < 94.0% Yellow < 90.0%

Notes

Alert & Notification System	2Q/13	3Q/13	4Q/13	1Q/14	2Q/14	3Q/14	4Q/14	1Q/15
Successful siren-tests	2145	2310	2144	2143	2144	2145	2144	2144
Total sirens-tests	2145	2310	2145	2145	2145	2145	2145	2145
Indicator value	99.9%	100.0%	100.0%	100.0%	100.0%	100.0%	100.0%	100.0%

Licensee Comments: none

Occupational Exposure Control Effectiveness



Thresholds: White > 2.0 Yellow > 5.0

Notes

Occupational Exposure Control Effectiveness	2Q/13	3Q/13	4Q/13	1Q/14	2Q/14	3Q/14	4Q/14	1Q/15
High radiation area occurrences	0	0	0	0	0	0	0	0
Very high radiation area occurrences	0	0	0	0	0	0	0	0
Unintended exposure occurrences	0	0	0	0	0	0	0	0
Indicator value	0	0	0	0	0	0	0	0

Licensee Comments: none

RETS/ODCM Radiological Effluent



Thresholds: White > 1.0 Yellow > 3.0

Notes

RETS/ODCM Radiological Effluent	2Q/13	3Q/13	4Q/13	1Q/14	2Q/14	3Q/14	4Q/14	1Q/15
RETS/ODCM occurrences	0	0	0	0	0	0	0	0
Indicator value	0	0	0	0	0	0	0	0

Licensee Comments: none

Although the Security Cornerstone is included in the Reactor Oversight Process assessment program, the Commission has decided that specific information related to findings and performance indicators pertaining to the Security Cornerstone will not be publicly available to ensure that security information is not provided to a possible adversary. Other than the fact that a finding or performance indicator is Green or Greater-Than-Green, security related information will not be displayed on the public web page.

▲ [Action Matrix Summary](#) | [Inspection Findings Summary](#) | [PI Summary](#) | [Reactor Oversight Process](#)

Last Modified: April 23, 2015