

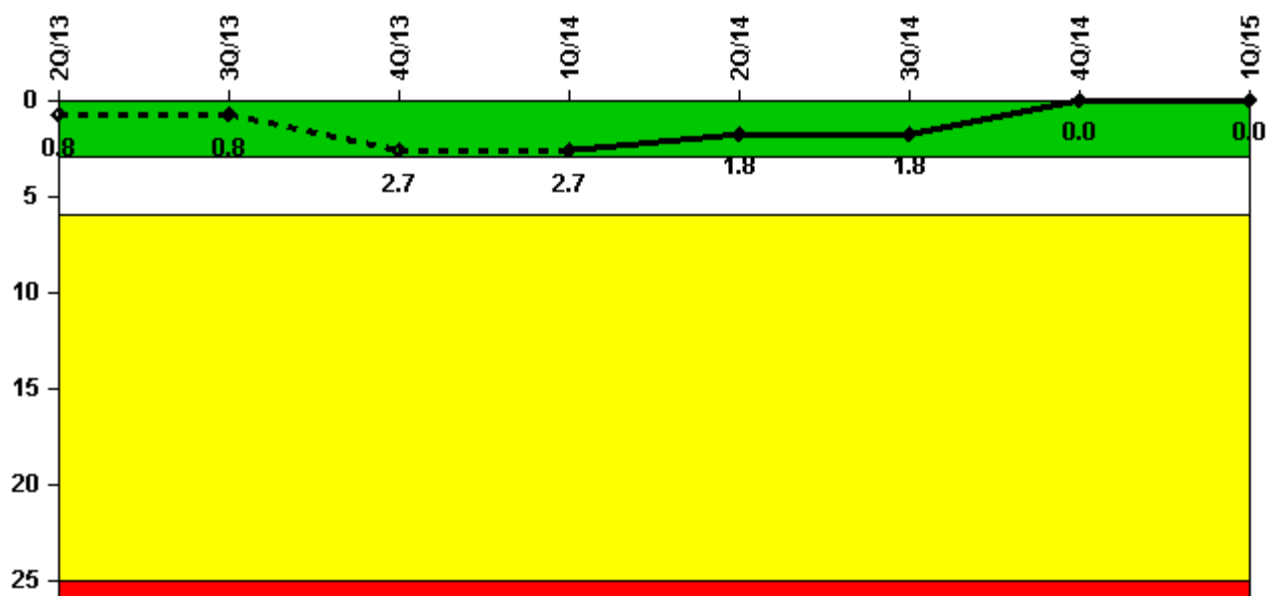
Hope Creek 1

1Q/2015 Performance Indicators

The solid trend line represents the current reporting period.

Licensee's General Comments: none

Unplanned Scrams per 7000 Critical Hrs



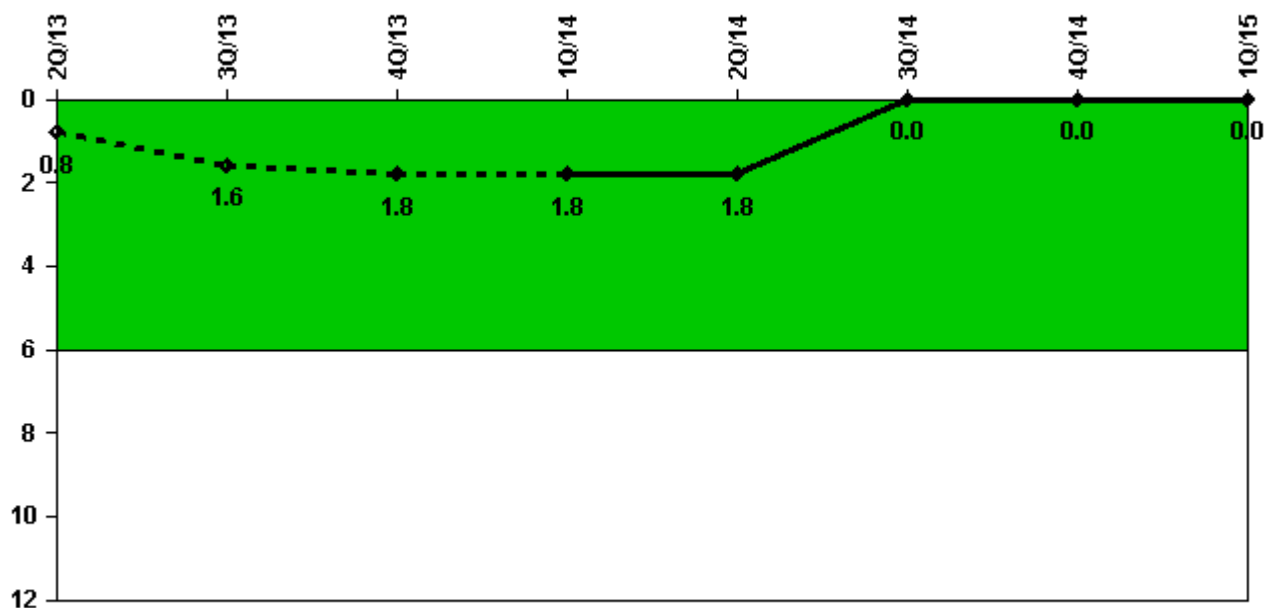
Thresholds: White > 3.0 Yellow > 6.0 Red > 25.0

Notes

Unplanned Scrams per 7000 Critical Hrs	2Q/13	3Q/13	4Q/13	1Q/14	2Q/14	3Q/14	4Q/14	1Q/15
Unplanned scrams	1.0	0	2.0	0	0	0	0	0
Critical hours	2063.6	2208.0	1430.8	2159.0	2184.0	2102.8	2209.0	2159.0
Indicator value	0.8	0.8	2.7	2.7	1.8	1.8	0	0

Licensee Comments: none

Unplanned Power Changes per 7000 Critical Hrs



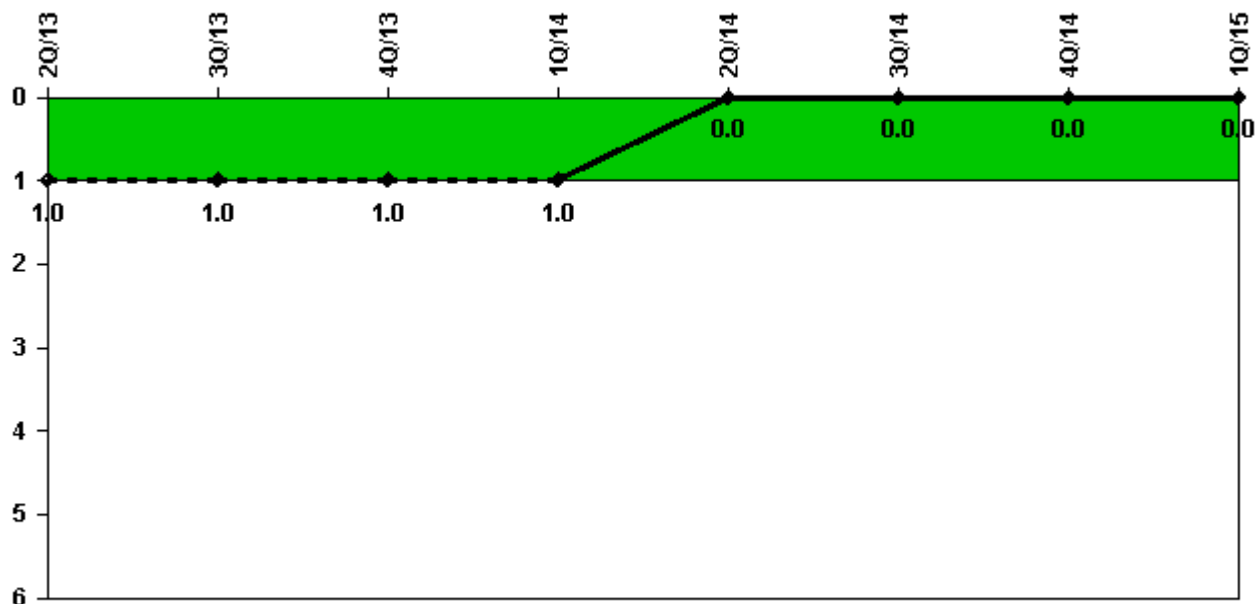
Thresholds: White > 6.0

Notes

Unplanned Power Changes per 7000 Critical Hrs	2Q/13	3Q/13	4Q/13	1Q/14	2Q/14	3Q/14	4Q/14	1Q/15
Unplanned power changes	0	2.0	0	0	0	0	0	0
Critical hours	2063.6	2208.0	1430.8	2159.0	2184.0	2102.8	2209.0	2159.0
Indicator value	0.8	1.6	1.8	1.8	1.8	0	0	0

Licensee Comments: none

Unplanned Scrams with Complications



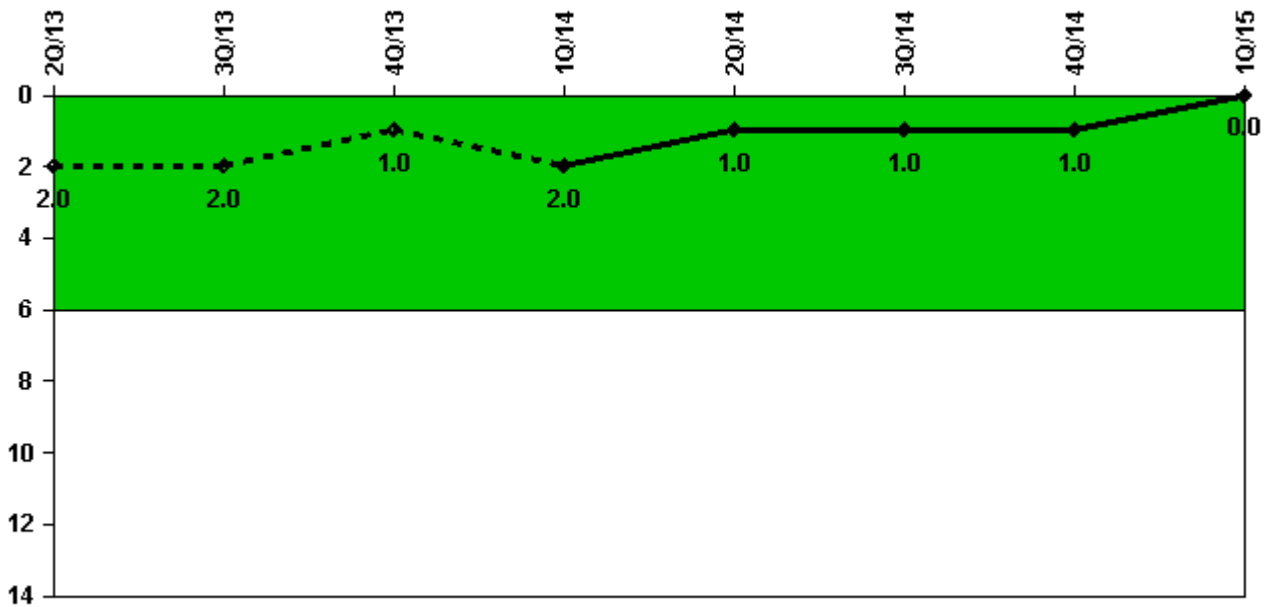
Thresholds: White > 1.0

Notes

Unplanned Scrams with Complications	2Q/13	3Q/13	4Q/13	1Q/14	2Q/14	3Q/14	4Q/14	1Q/15
Scrams with complications	1.0	0	0	0	0	0	0	0
Indicator value	1.0	1.0	1.0	1.0	0.0	0.0	0.0	0.0

Licensee Comments: none

Safety System Functional Failures (BWR)



Thresholds: White > 6.0

Notes


Safety System Functional Failures (BWR)	2Q/13	3Q/13	4Q/13	1Q/14	2Q/14	3Q/14	4Q/14	1Q/15
Safety System Functional Failures	1	0	0	1	0	0	0	0
Indicator value	2	2	1	2	1	1	1	0

Licensee Comments:

1Q/14: LER 2013-010-00 Loss of both Control Room Chillers submitted February 18, 2014.

2Q/13: LER 2013-001 submitted June 5, 2013 for HPCI being declared Inoperable

Mitigating Systems Performance Index, Emergency AC Power System



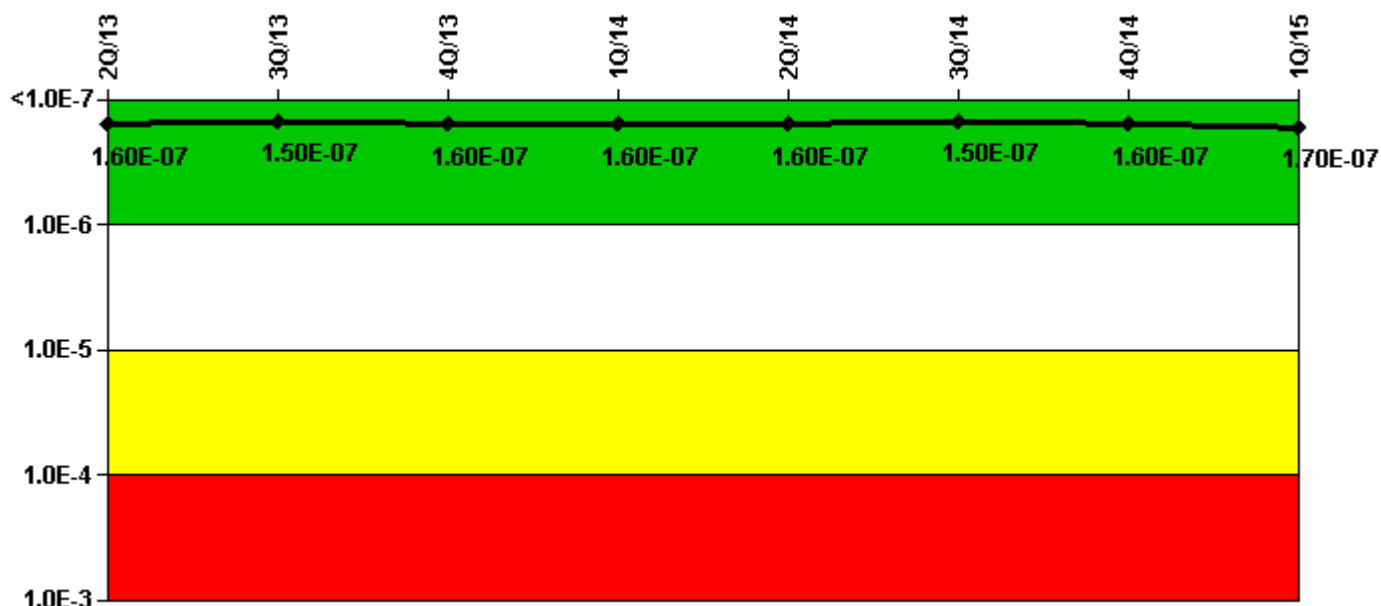
Thresholds: White > 1.00E-6 Yellow > 1.00E-5 Red > 1.00E-4

Notes

Mitigating Systems Performance Index, Emergency AC Power System	2Q/13	3Q/13	4Q/13	1Q/14	2Q/14	3Q/14	4Q/14	1Q/15
UAI (Δ CDF)	1.25E-08	-4.41E-09	3.29E-09	5.67E-09	1.45E-08	7.61E-09	3.67E-09	6.36E-09
URI (Δ CDF)	-2.14E-08	-2.61E-08	-2.03E-08	-1.59E-08	-1.27E-08	-1.37E-07	-1.35E-07	-1.37E-07
PLE	NO	NO	NO	NO	NO	NO	NO	NO
Indicator value	-8.80E-09	-3.00E-08	-1.70E-08	-1.00E-08	1.80E-09	-1.30E-07	-1.30E-07	-1.30E-07

Licensee Comments: none

Mitigating Systems Performance Index, High Pressure Injection System



Thresholds: White > 1.00E-6 Yellow > 1.00E-5 Red > 1.00E-4

Notes

Mitigating Systems Performance Index, High Pressure Injection System	2Q/13	3Q/13	4Q/13	1Q/14	2Q/14	3Q/14	4Q/14	1Q/15
UAI (Δ CDF)	-3.03E-08	-3.03E-08	-3.03E-08	-3.03E-08	-3.03E-08	-3.03E-08	-3.03E-08	-3.03E-08
URI (Δ CDF)	1.86E-07	1.80E-07	1.91E-07	1.92E-07	1.86E-07	1.85E-07	1.85E-07	2.03E-07
PLE	NO	NO	NO	NO	NO	NO	NO	NO
Indicator value	1.60E-07	1.50E-07	1.60E-07	1.60E-07	1.60E-07	1.50E-07	1.60E-07	1.70E-07

Licensee Comments:


4Q/13: April event under ICES report 305385 is now being counted as a failure to start until FAQ is resolved. No color change occurred for this PI; it remains GREEN.

3Q/13: April event under ICES report 305385 is now being counted as a failure to start until FAQ is resolved. No color change occurred for this PI; it remains GREEN

3Q/13: A second quarter 'Failure to Start' is being evaluated. A FAQ is being Submitted

2Q/13: April event under ICES report 305385 is now being counted as a failure to start until FAQ is resolved. No color change occurred for this PI, it remains GREEN.

Mitigating Systems Performance Index, Heat Removal System




Thresholds: White > 1.00E-6 Yellow > 1.00E-5 Red > 1.00E-4

Notes

Mitigating Systems Performance Index, Heat Removal System	2Q/13	3Q/13	4Q/13	1Q/14	2Q/14	3Q/14	4Q/14	1Q/15
UAI (Δ CDF)	-1.16E-08	-1.16E-08	-1.16E-08	-1.16E-08	-1.16E-08	-1.16E-08	-1.16E-08	-8.22E-09
URI (Δ CDF)	-3.32E-08	-3.32E-08	-3.23E-08	-3.45E-08	-3.44E-08	-3.44E-08	-3.43E-08	-3.44E-08
PLE	NO	NO	NO	NO	NO	NO	NO	NO
Indicator value	-4.50E-08	-4.50E-08	-4.40E-08	-4.60E-08	-4.60E-08	-4.60E-08	-4.60E-08	-4.30E-08

Licensee Comments: none

Mitigating Systems Performance Index, Residual Heat Removal System



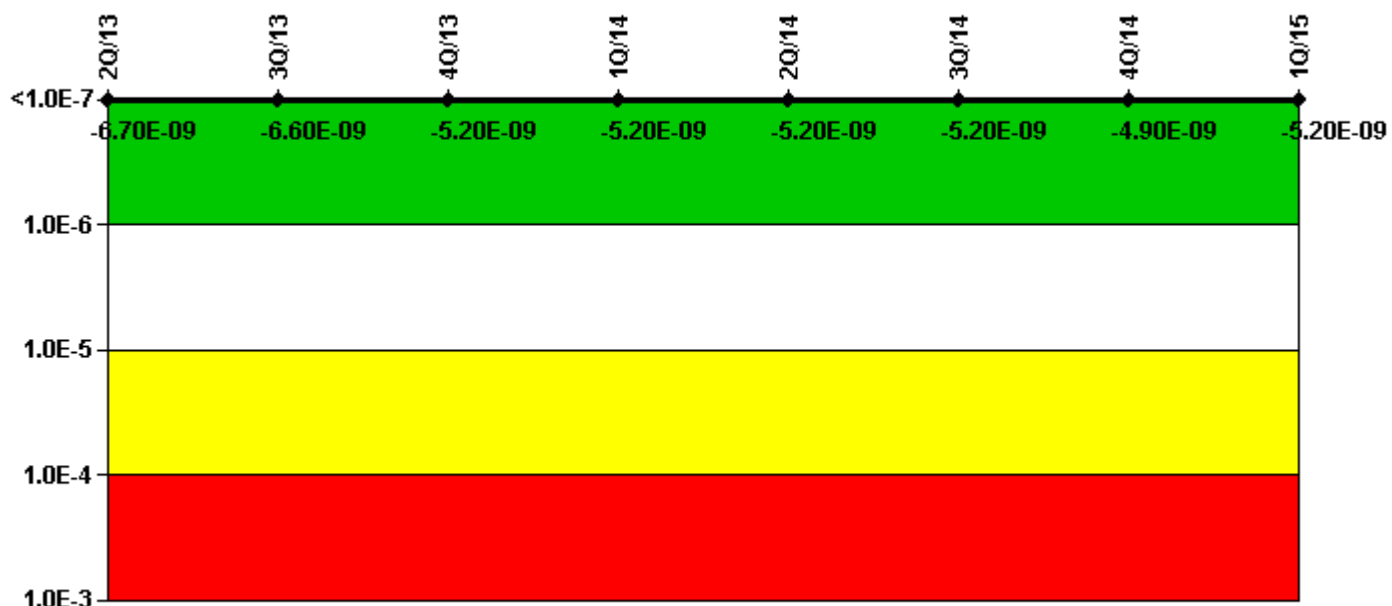
Thresholds: White > 1.00E-6 Yellow > 1.00E-5 Red > 1.00E-4

Notes

Mitigating Systems Performance Index, Residual Heat Removal System	2Q/13	3Q/13	4Q/13	1Q/14	2Q/14	3Q/14	4Q/14	1Q/15
UAI (Δ CDF)	-3.26E-09	-3.45E-09	-3.43E-09	-3.43E-09	-3.43E-09	-1.49E-09	-1.13E-09	-3.43E-09
URI (Δ CDF)	6.47E-09	-2.06E-08	-1.09E-08	-1.11E-08	-1.24E-08	-1.46E-08	-1.46E-08	-1.47E-08
PLE	NO	NO	NO	NO	NO	NO	NO	NO
Indicator value	3.20E-09	-2.40E-08	-1.40E-08	-1.50E-08	-1.60E-08	-1.60E-08	-1.60E-08	-1.80E-08

Licensee Comments: none

Mitigating Systems Performance Index, Cooling Water Systems



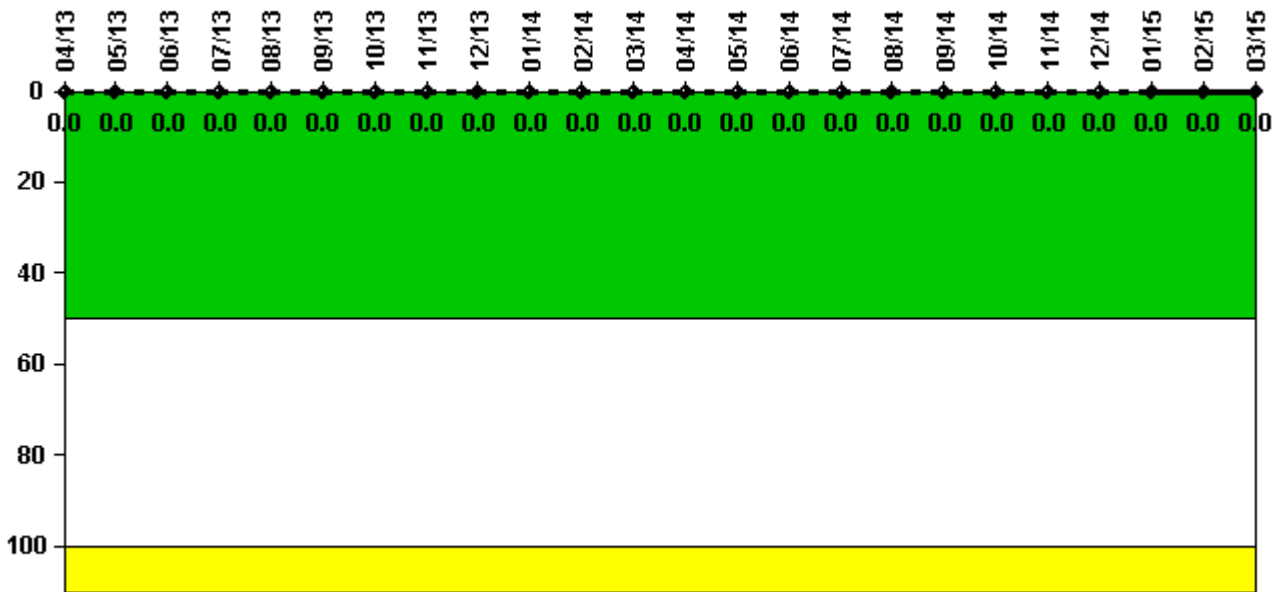
Thresholds: White > 1.00E-6 Yellow > 1.00E-5 Red > 1.00E-4

Notes

Mitigating Systems Performance Index, Cooling Water Systems	2Q/13	3Q/13	4Q/13	1Q/14	2Q/14	3Q/14	4Q/14	1Q/15
UAI (Δ CDF)	-3.82E-09	-3.73E-09	-3.72E-09	-3.76E-09	-3.80E-09	-3.81E-09	-3.52E-09	-3.84E-09
URI (Δ CDF)	-2.88E-09	-2.91E-09	-1.48E-09	-1.48E-09	-1.42E-09	-1.41E-09	-1.40E-09	-1.39E-09
PLE	NO	NO	NO	NO	NO	NO	NO	NO
Indicator value	-6.70E-09	-6.60E-09	-5.20E-09	-5.20E-09	-5.20E-09	-5.20E-09	-4.90E-09	-5.20E-09

Licensee Comments: none

Reactor Coolant System Activity



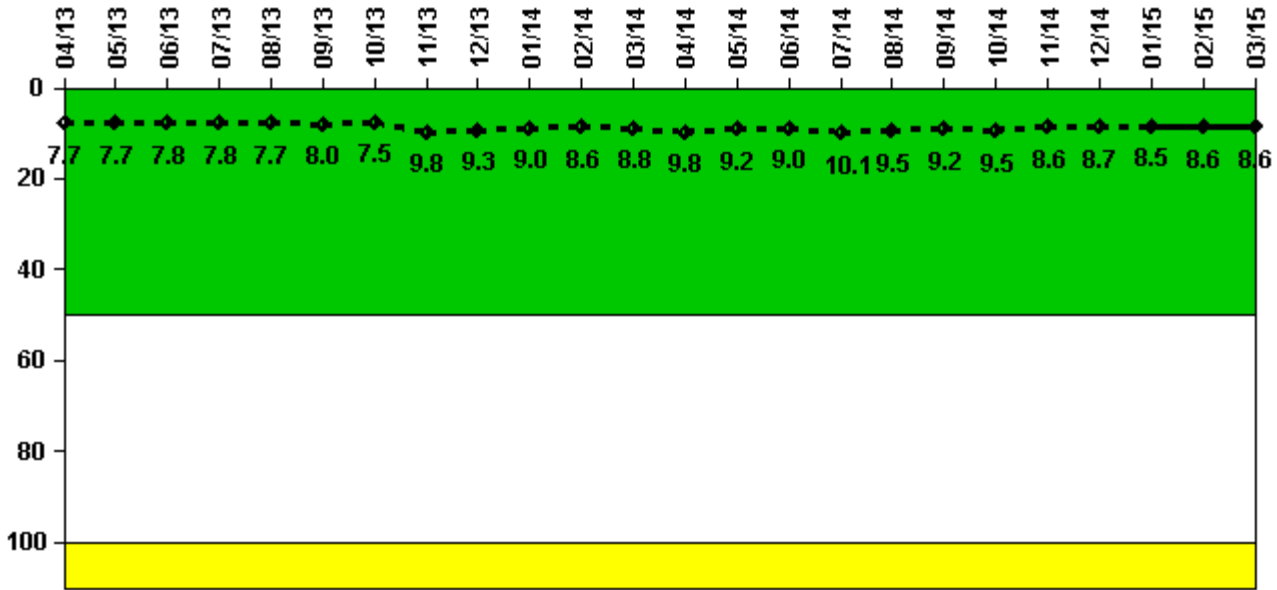
Thresholds: White > 50.0 Yellow > 100.0

Notes

Reactor Coolant System Activity	4/13	5/13	6/13	7/13	8/13	9/13	10/13	11/13	12/13	1/14	2/14	3/14
Maximum activity	0.000039	0.000039	0.000041	0.000034	0.000031	0.000039	0.000041	0.000039	0.000042	0.000061	0.000043	0.000044
Technical specification limit	0.2	0.2	0.2	0.2	0.2	0.2	0.2	0.2	0.2	0.2	0.2	0.2
Indicator value	0	0	0	0	0	0	0	0	0	0	0	0
Reactor Coolant System Activity	4/14	5/14	6/14	7/14	8/14	9/14	10/14	11/14	12/14	1/15	2/15	3/15
Maximum activity	0.000037	0.000039	0.000035	0.000038	0.000036	0.000038	0.000037	0.000038	0.000043	0.000062	0.000039	0.000052
Technical specification limit	0.2	0.2	0.2	0.2	0.2	0.2	0.2	0.2	0.2	0.2	0.2	0.2
Indicator value	0	0	0	0	0	0	0	0	0	0	0	0

Licensee Comments: none

Reactor Coolant System Leakage



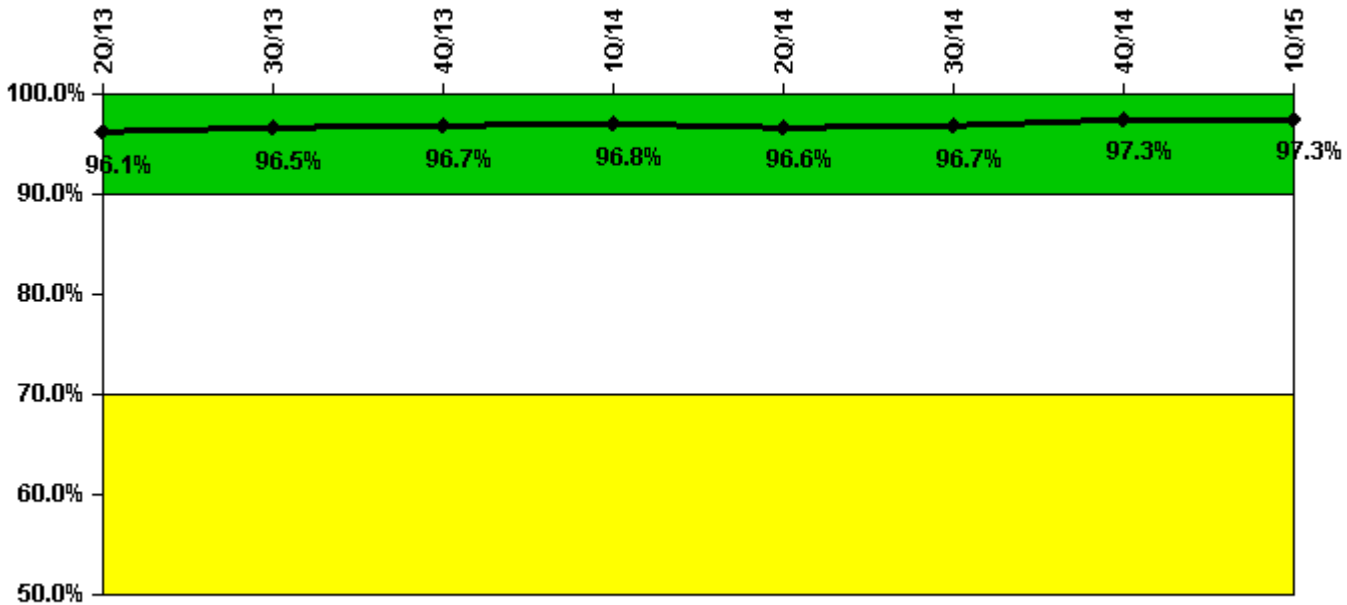
Thresholds: White > 50.0 Yellow > 100.0

Notes

Reactor Coolant System Leakage	4/13	5/13	6/13	7/13	8/13	9/13	10/13	11/13	12/13	1/14	2/14	3/14
Maximum leakage	1.920	1.930	1.940	1.960	1.920	1.990	1.870	2.460	2.330	2.250	2.160	2.200
Technical specification limit	25.0	25.0	25.0	25.0	25.0	25.0	25.0	25.0	25.0	25.0	25.0	25.0
Indicator value	7.7	7.7	7.8	7.8	7.7	8.0	7.5	9.8	9.3	9.0	8.6	8.8
Reactor Coolant System Leakage	4/14	5/14	6/14	7/14	8/14	9/14	10/14	11/14	12/14	1/15	2/15	3/15
Maximum leakage	2.450	2.300	2.250	2.530	2.370	2.290	2.370	2.150	2.170	2.120	2.160	2.140
Technical specification limit	25.0	25.0	25.0	25.0	25.0	25.0	25.0	25.0	25.0	25.0	25.0	25.0
Indicator value	9.8	9.2	9.0	10.1	9.5	9.2	9.5	8.6	8.7	8.5	8.6	8.6

Licensee Comments: none

Drill/Exercise Performance



Thresholds: White < 90.0% Yellow < 70.0%

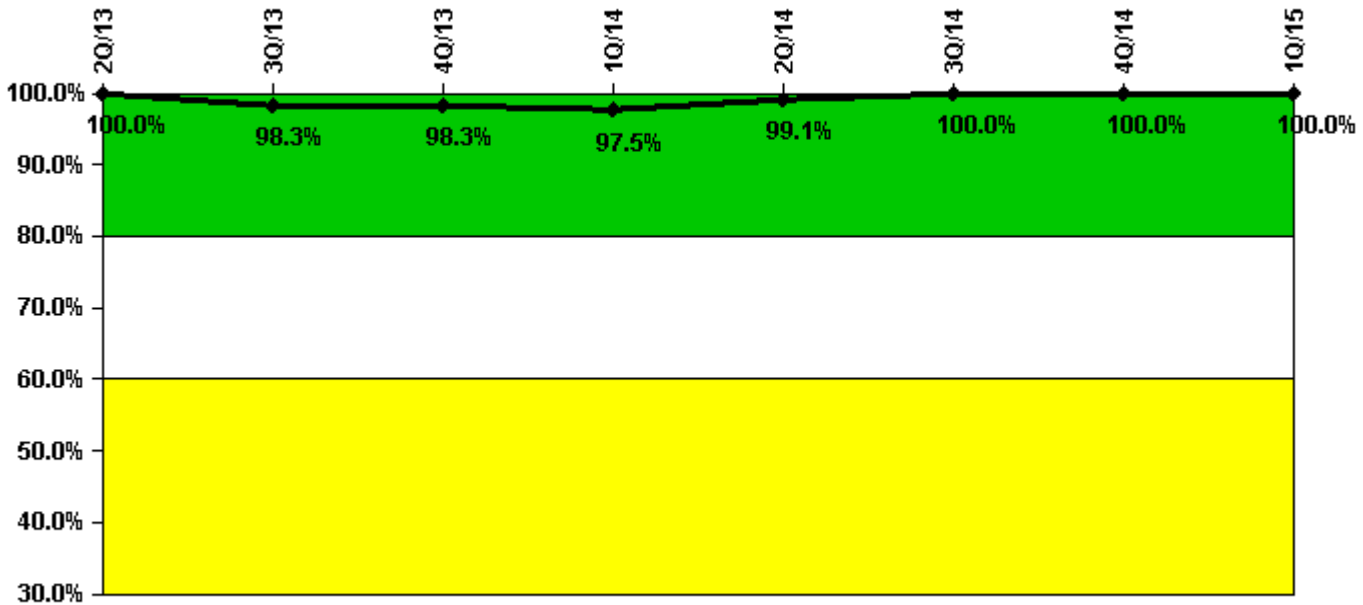
Notes

Drill/Exercise Performance	2Q/13	3Q/13	4Q/13	1Q/14	2Q/14	3Q/14	4Q/14	1Q/15
Successful opportunities	19.0	48.0	29.0	41.0	34.0	58.0	27.0	34.0
Total opportunities	19.0	50.0	30.0	42.0	35.0	59.0	27.0	36.0
Indicator value	96.1%	96.5%	96.7%	96.8%	96.6%	96.7%	97.3%	97.3%

Licensee Comments:

3Q/13: As a result of a Focused Area Self Assessment the PI Data for this quarter corrected/reduced by 5 notification opportunities in Salem simulator due to not having sufficient supporting documentation for credit. Result of correction did not significantly impact overall performance percentage. No change in color. Notification 20643482 initiated in Corrective Action Program.

ERO Drill Participation



Thresholds: White < 80.0% Yellow < 60.0%

Notes

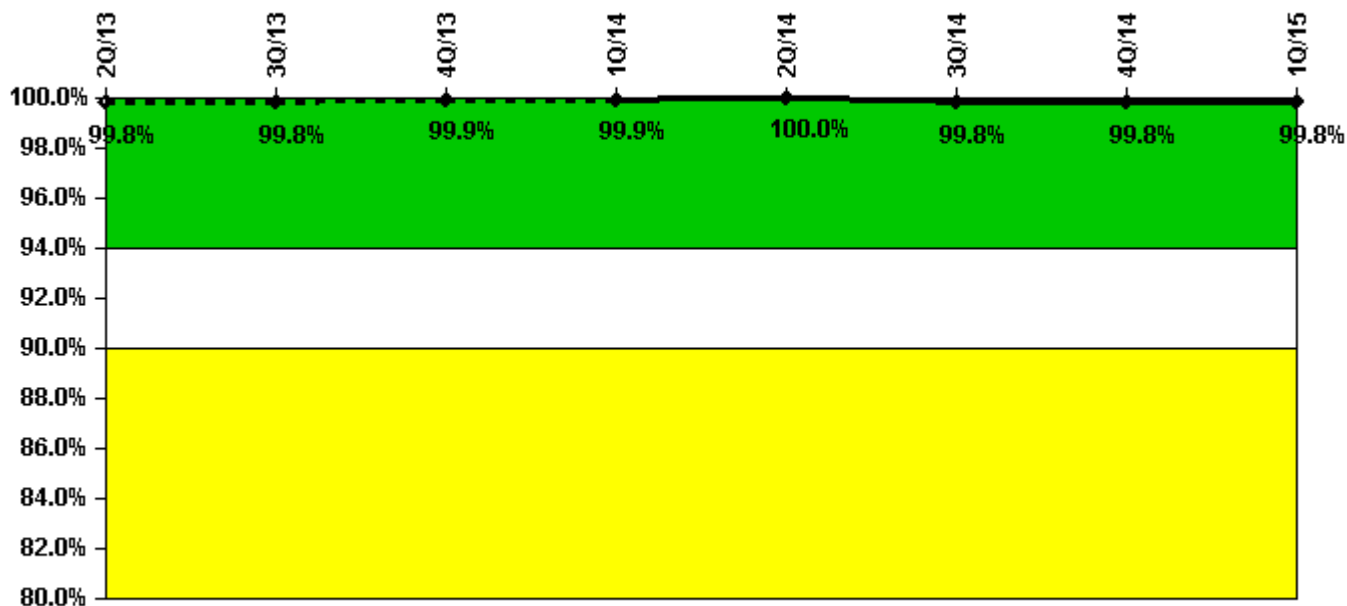
ERO Drill Participation	2Q/13	3Q/13	4Q/13	1Q/14	2Q/14	3Q/14	4Q/14	1Q/15
Participating Key personnel	118.0	117.0	116.0	117.0	111.0	116.0	120.0	116.0
Total Key personnel	118.0	119.0	118.0	120.0	112.0	116.0	120.0	116.0
Indicator value	100.0%	98.3%	98.3%	97.5%	99.1%	100.0%	100.0%	100.0%

Licensee Comments:

4Q/13: As a result of a Focused Area Self Assessment the number of Participating Key Personnel was corrected/reduced by 2. After review it was determined that two individuals did not participate in a Performance Enhancing Experience. Result of correction did not significantly impact overall performance percentage. No change in color. Notification 20643482 initiated in Corrective Action Program.

3Q/13: As a result of a Focused Area Self Assessment the number of Participating Key Personnel was corrected/reduced by 2. After review it was determined that two individuals did not participate in a Performance Enhancing Experience. Result of correction did not significantly impact overall performance percentage. No change in color. Notification 20643482 initiated in Corrective Action Program.

Alert & Notification System



Thresholds: White < 94.0% Yellow < 90.0%

Notes

Alert & Notification System	2Q/13	3Q/13	4Q/13	1Q/14	2Q/14	3Q/14	4Q/14	1Q/15
Successful siren-tests	495	497	497	497	497	494	497	497
Total sirens-tests	497	497	497	497	497	497	497	497
Indicator value	99.8%	99.8%	99.9%	99.9%	100.0%	99.8%	99.8%	99.8%

Licensee Comments: none

Occupational Exposure Control Effectiveness



Thresholds: White > 2.0 Yellow > 5.0

Notes

Occupational Exposure Control Effectiveness	2Q/13	3Q/13	4Q/13	1Q/14	2Q/14	3Q/14	4Q/14	1Q/15
High radiation area occurrences	0	0	0	0	0	0	0	0
Very high radiation area occurrences	0	0	0	0	0	0	0	0
Unintended exposure occurrences	0	0	0	0	0	0	0	0
Indicator value	0	0	0	0	0	0	0	0

Licensee Comments: none

RETS/ODCM Radiological Effluent



Thresholds: White > 1.0 Yellow > 3.0

Notes

RETS/ODCM Radiological Effluent	2Q/13	3Q/13	4Q/13	1Q/14	2Q/14	3Q/14	4Q/14	1Q/15
RETS/ODCM occurrences	0	0	0	0	0	0	0	0
Indicator value	0	0	0	0	0	0	0	0

Licensee Comments: none

Although the Security Cornerstone is included in the Reactor Oversight Process assessment program, the Commission has decided that specific information related to findings and performance indicators pertaining to the Security Cornerstone will not be publicly available to ensure that security information is not provided to a possible adversary. Other than the fact that a finding or performance indicator is Green or Greater-Than-Green, security related information will not be displayed on the public web page.

 [Action Matrix Summary](#) | [Inspection Findings Summary](#) | [PI Summary](#) | [Reactor Oversight Process](#)

Last Modified: April 23, 2015