

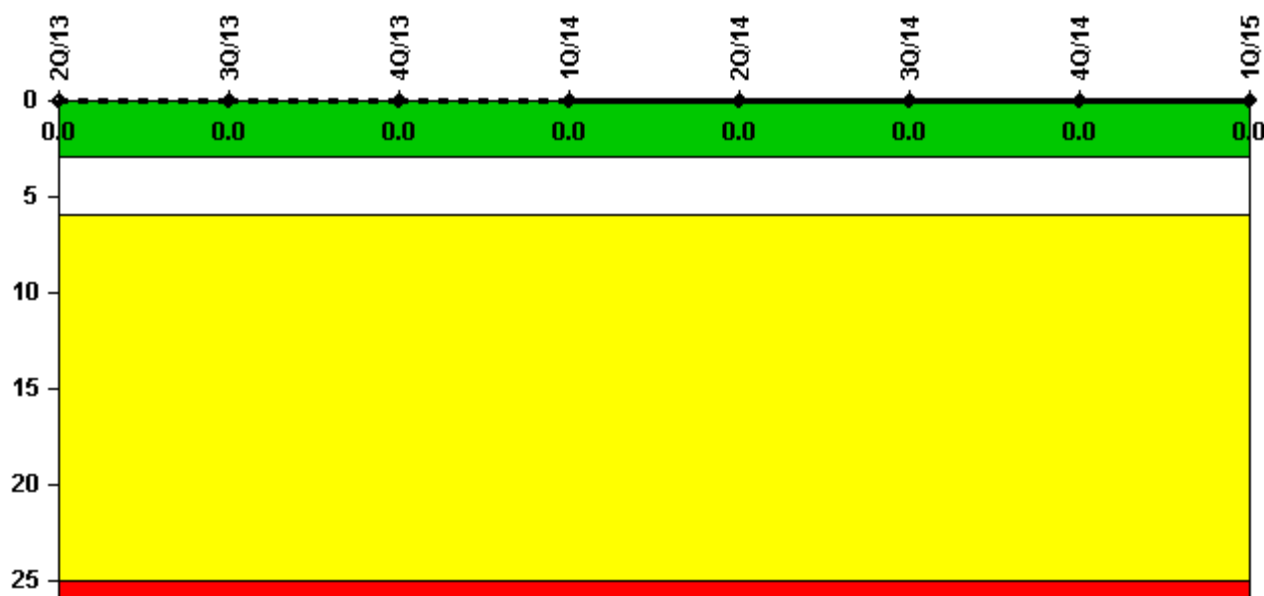
Hatch 2

1Q/2015 Performance Indicators

The solid trend line represents the current reporting period.

Licensee's General Comments: none

Unplanned Scrams per 7000 Critical Hrs



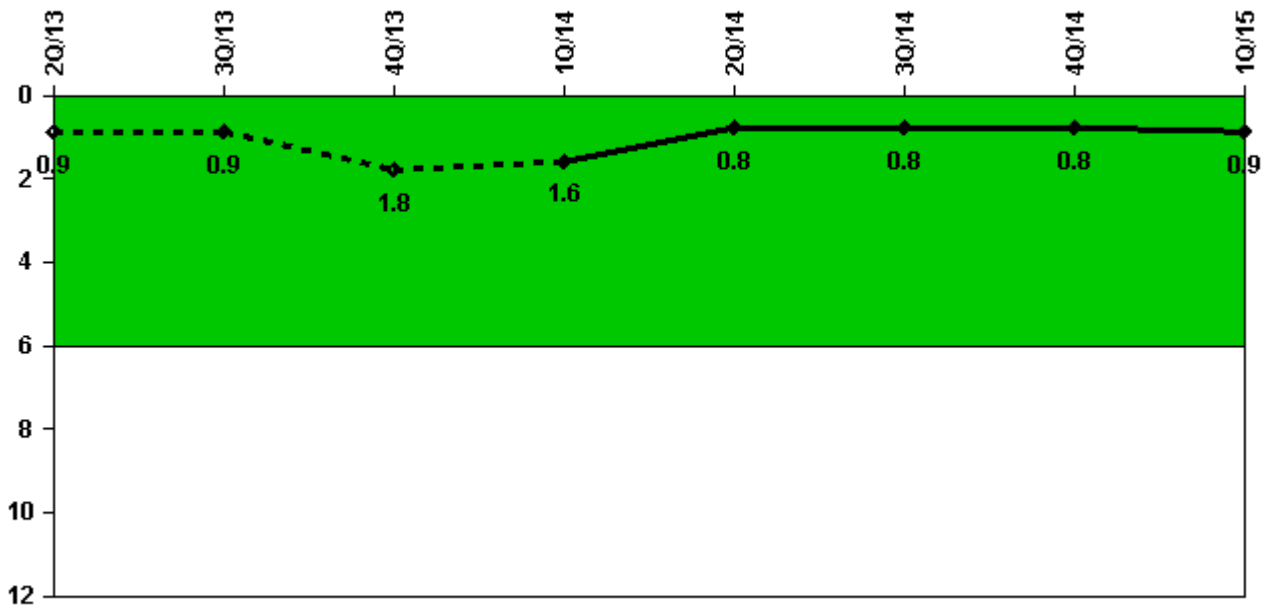
Thresholds: White > 3.0 Yellow > 6.0 Red > 25.0

Notes

Unplanned Scrams per 7000 Critical Hrs	2Q/13	3Q/13	4Q/13	1Q/14	2Q/14	3Q/14	4Q/14	1Q/15
Unplanned scrams	0	0	0	0	0	0	0	0
Critical hours	2184.0	2092.0	2209.0	2159.0	2184.0	2208.0	2209.0	1424.6
Indicator value	0	0	0	0	0	0	0	0

Licensee Comments: none

Unplanned Power Changes per 7000 Critical Hrs



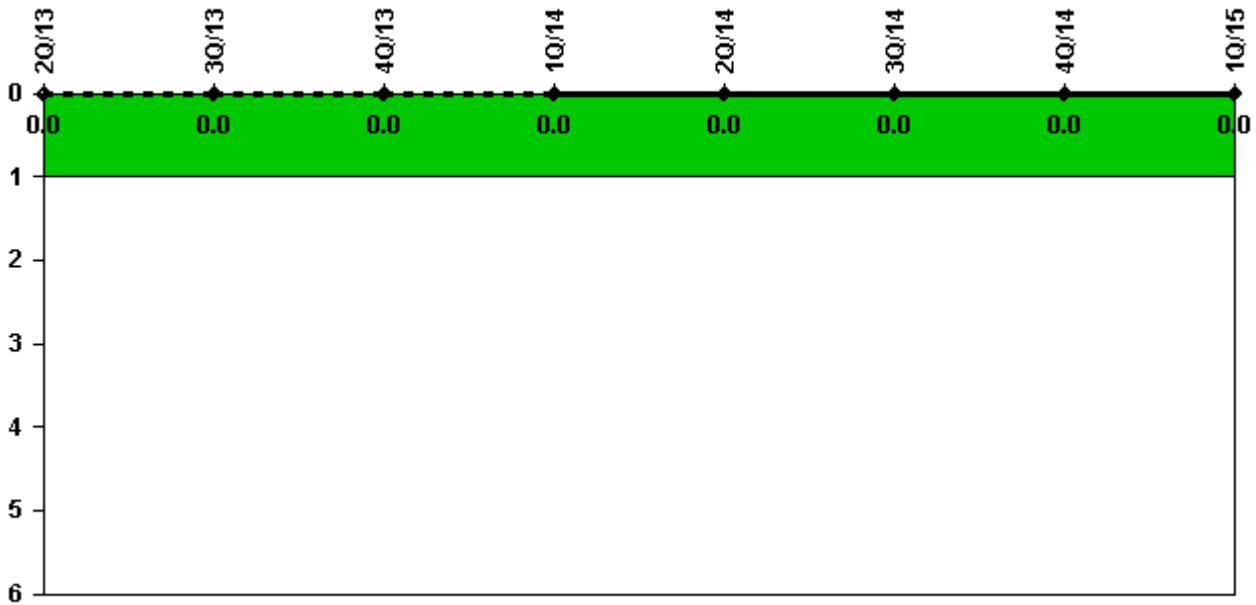
Thresholds: White > 6.0

Notes

Unplanned Power Changes per 7000 Critical Hrs	2Q/13	3Q/13	4Q/13	1Q/14	2Q/14	3Q/14	4Q/14	1Q/15
Unplanned power changes	1.0	0	1.0	0	0	0	1.0	0
Critical hours	2184.0	2092.0	2209.0	2159.0	2184.0	2208.0	2209.0	1424.6
Indicator value	0.9	0.9	1.8	1.6	0.8	0.8	0.8	0.9

Licensee Comments: none

Unplanned Scrams with Complications



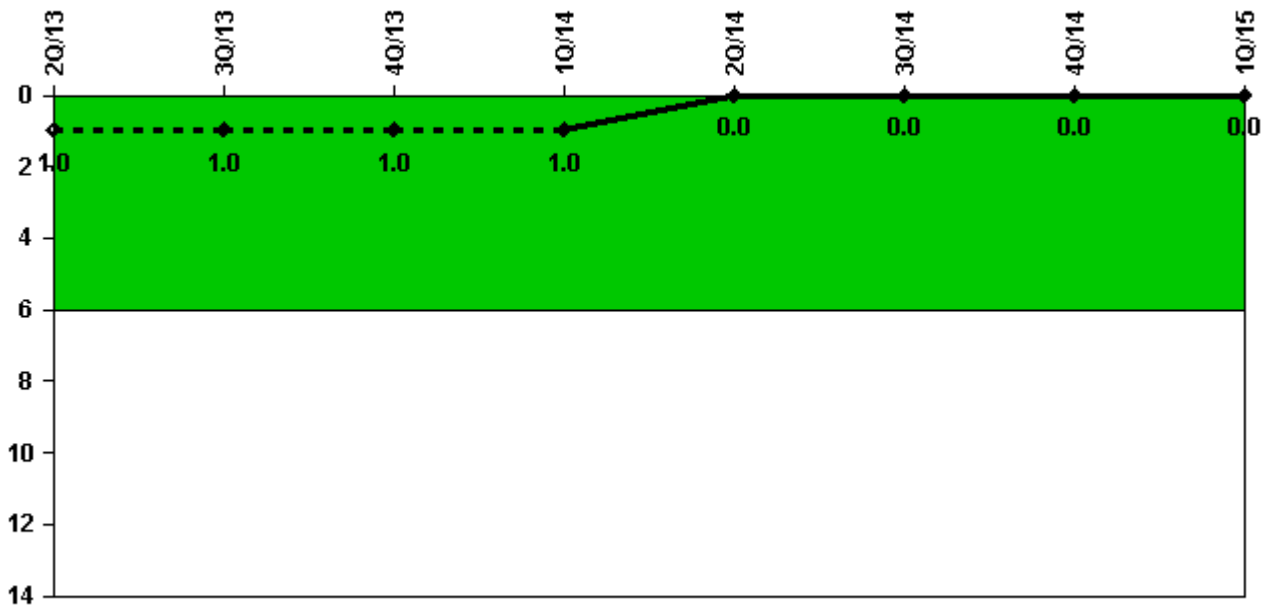
Thresholds: White > 1.0

Notes

Unplanned Scrams with Complications	2Q/13	3Q/13	4Q/13	1Q/14	2Q/14	3Q/14	4Q/14	1Q/15
Scrams with complications	0	0	0	0	0	0	0	0
Indicator value	0.0	0.0	0.0	0.0	0.0	0.0	0.0	0.0

Licensee Comments: none

Safety System Functional Failures (BWR)



Thresholds: White > 6.0


Notes

Safety System Functional Failures (BWR)	2Q/13	3Q/13	4Q/13	1Q/14	2Q/14	3Q/14	4Q/14	1Q/15
Safety System Functional Failures	1	0	0	0	0	0	0	0
Indicator value	1	1	1	1	0	0	0	0

Licensee Comments:

2Q/13: LER 2013-03: HPCI Declared Inoperable Due To Error In Connection Tubing To An Hydraulic Actuator.

Mitigating Systems Performance Index, Emergency AC Power System



Thresholds: White > 1.00E-6 Yellow > 1.00E-5 Red > 1.00E-4

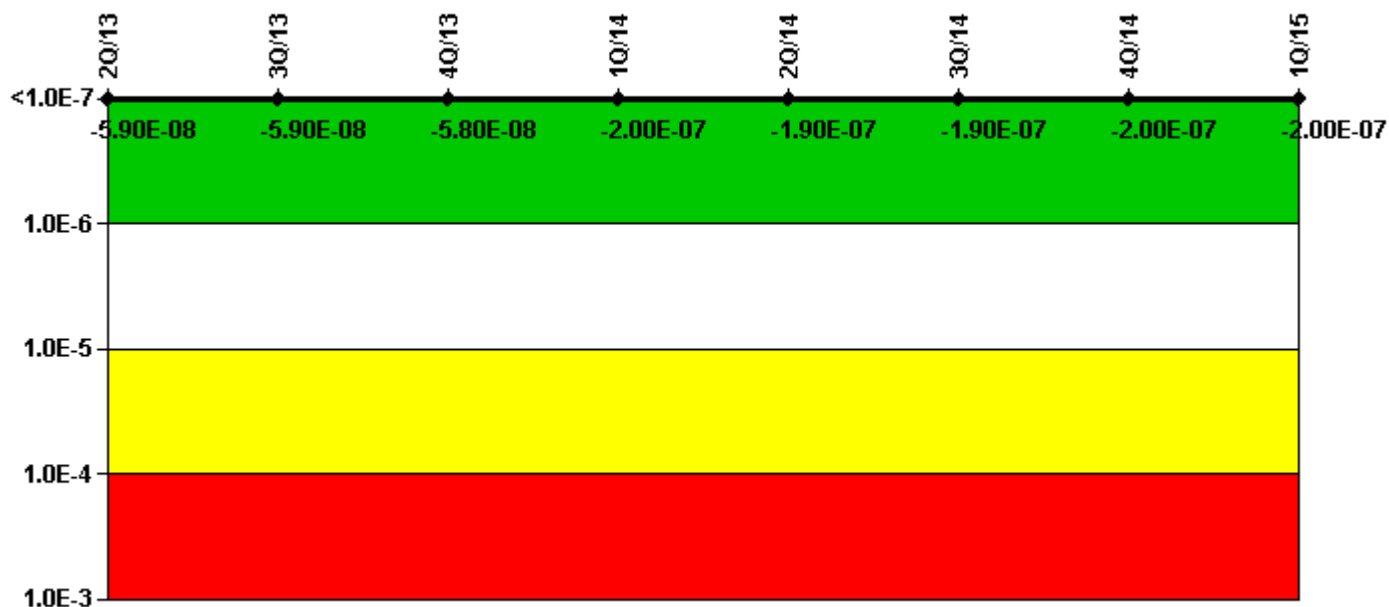
Notes

Mitigating Systems Performance Index, Emergency AC Power System	2Q/13	3Q/13	4Q/13	1Q/14	2Q/14	3Q/14	4Q/14	1Q/15
UAI (ΔCDF)	1.20E-07	8.92E-08	1.48E-07	1.03E-07	1.50E-07	9.22E-08	9.47E-08	1.12E-07
URI (ΔCDF)	-4.71E-08	-3.26E-08	-3.39E-07	-2.92E-07	-2.95E-07	-2.95E-07	-2.88E-07	-5.42E-08
PLE	NO	NO	NO	NO	NO	NO	NO	NO
Indicator value	7.30E-08	5.70E-08	-1.90E-07	-1.90E-07	-1.40E-07	-2.00E-07	-1.90E-07	5.80E-08

Licensee Comments:

1Q/14: Changed PRA Parameter(s). The Hatch baseline PRA models were revised October 12, 2013 to revision 4.1 per calculations PRA-CN-H-13-003 and PRA-CN-H-13-002. In accordance with NEI 99-02, Revision 7, the Hatch MSPI basis document was revised to incorporate the following changes: - Success criteria for each MSPSI Function was expanded to include details such as flow rates and response times as contained in the PRA model documentation success criteria. This did not change any CDE data, but clarifies what an MSPI failure is. - The Hatch MSPI base CDF numbers were revised. This affects all MSPI calculations. - Planned unavailability values (UABLP) were revised to match the planned maintenance numbers in the current PRA models. This updates the MSPI information to match the current maintenance philosophy. - Six circuit breakers and two valves were added to the MSPI scope on each unit, based on Birnbaum values. - The FVUAP and FVURC coefficients for every monitored component changed due to changes in the PRA model logic. - The tables containing the above coefficients in section 2.0 of the MSPI basis document were re-formatted to more closely match the CDE data input screen. - The MSPI margin for HPCI Failure to Start was reduced from five (5) to two (2). ? All MSPI functions still remain in green.. - Unit 2 component data was updated to use Unit 2 PRA model specific MSPI values. This revised all of the UAP and URPC values for Unit 2 components.

Mitigating Systems Performance Index, High Pressure Injection System



Thresholds: White > 1.00E-6 Yellow > 1.00E-5 Red > 1.00E-4

Notes

Mitigating Systems Performance Index, High Pressure Injection System	2Q/13	3Q/13	4Q/13	1Q/14	2Q/14	3Q/14	4Q/14	1Q/15
UAI (Δ CDF)	-2.24E-08	-2.24E-08	-2.24E-08	-7.82E-08	-7.82E-08	-7.82E-08	-7.82E-08	-7.82E-08
URI (Δ CDF)	-3.65E-08	-3.65E-08	-3.51E-08	-1.21E-07	-1.16E-07	-1.16E-07	-1.21E-07	-1.26E-07
PLE	NO	NO	NO	NO	NO	NO	NO	NO
Indicator value	-5.90E-08	-5.90E-08	-5.80E-08	-2.00E-07	-1.90E-07	-1.90E-07	-2.00E-07	-2.00E-07

Licensee Comments:

1Q/14: Changed PRA Parameter(s). The Hatch baseline PRA models were revised October 12, 2013 to revision 4.1 per calculations PRA-CN-H-13-003 and PRA-CN-H-13-002. In accordance with NEI 99-02, Revision 7, the Hatch MSPI basis document was revised to incorporate the following changes: - Success criteria for each MSPSI Function was expanded to include details such as flow rates and response times as contained in the PRA model documentation success criteria. This did not change any CDE data, but clarifies what an MSPI failure is. - The Hatch MSPI base CDF numbers were revised. This affects all MSPI calculations. - Planned unavailability values (UABLP) were revised to match the planned maintenance numbers in the current PRA models. This updates the MSPI information to match the current maintenance philosophy. - Six circuit breakers and two valves were added to the MSPI scope on each unit, based on Birnbaum values. - The FVUAP and FVURC coefficients for every

monitored component changed due to changes in the PRA model logic. - The tables containing the above coefficients in section 2.0 of the MSPI basis document were re-formatted to more closely match the CDE data input screen. - The MSPI margin for HPCI Failure to Start was reduced from five (5) to two (2). ? All MSPI functions still remain in green.. - Unit 2 component data was updated to use Unit 2 PRA model specific MSPI values. This revised all of the UAP and URPC values for Unit 2 components.

Mitigating Systems Performance Index, Heat Removal System



Thresholds: White > 1.00E-6 Yellow > 1.00E-5 Red > 1.00E-4

Notes

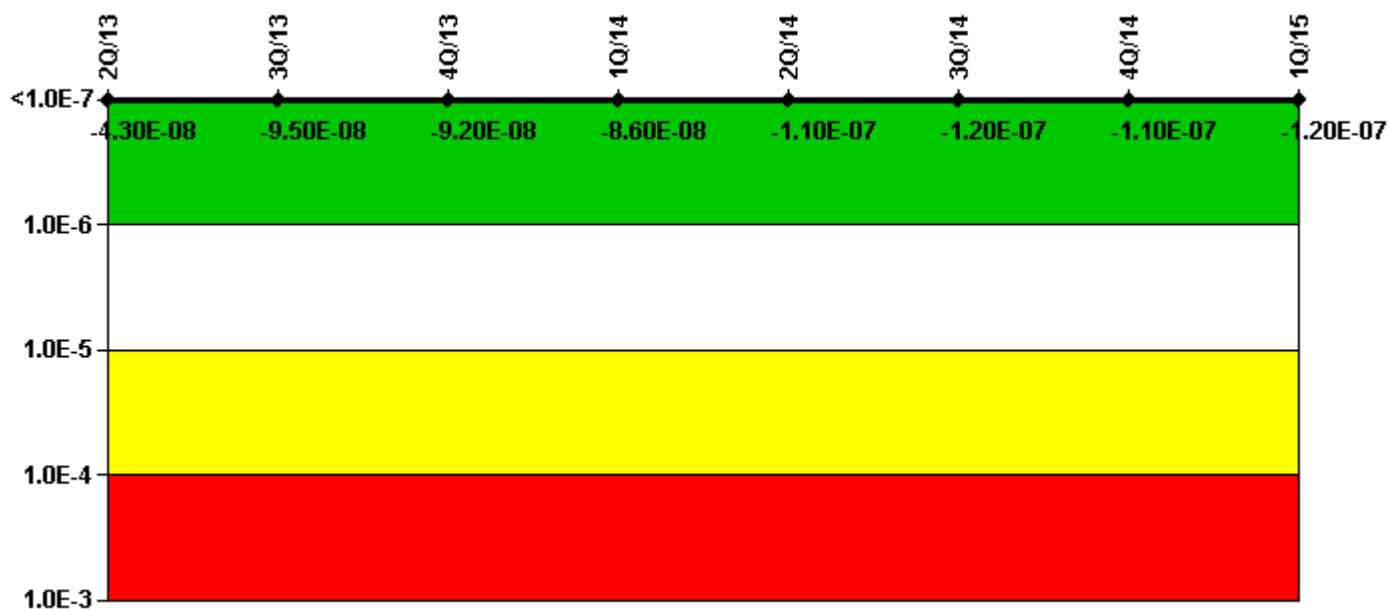
Mitigating Systems Performance Index, Heat Removal System	2Q/13	3Q/13	4Q/13	1Q/14	2Q/14	3Q/14	4Q/14	1Q/15
UAI (Δ CDF)	2.15E-08	6.90E-09	-1.95E-09	-6.18E-09	-6.20E-09	-6.20E-09	-6.20E-09	-6.18E-09
URI (Δ CDF)	-1.57E-08	-1.46E-08	-1.51E-08	-1.82E-08	-1.67E-08	-1.67E-08	-1.74E-08	-1.77E-08
PLE	NO	NO	NO	NO	NO	NO	NO	NO
Indicator value	5.70E-09	-7.70E-09	-1.70E-08	-2.40E-08	-2.30E-08	-2.30E-08	-2.40E-08	-2.40E-08

Licensee Comments:

1Q/14: Changed PRA Parameter(s). The Hatch baseline PRA models were revised October 12, 2013 to revision 4.1 per calculations PRA-CN-H-13-003 and PRA-CN-H-13-002. In accordance with NEI 99-02, Revision 7, the Hatch MSPI basis document was revised to incorporate the following changes: - Success criteria for each MPSI

Function was expanded to include details such as flow rates and response times as contained in the PRA model documentation success criteria. This did not change any CDE data, but clarifies what an MSPI failure is. - The Hatch MSPI base CDF numbers were revised. This affects all MSPI calculations. - Planned unavailability values (UABLP) were revised to match the planned maintenance numbers in the current PRA models. This updates the MSPI information to match the current maintenance philosophy. - Six circuit breakers and two valves were added to the MSPI scope on each unit, based on Birnbaum values. - The FVUAP and FVURC coefficients for every monitored component changed due to changes in the PRA model logic. - The tables containing the above coefficients in section 2.0 of the MSPI basis document were re-formatted to more closely match the CDE data input screen. - The MSPI margin for HPCI Failure to Start was reduced from five (5) to two (2). ? All MSPI functions still remain in green.. - Unit 2 component data was updated to use Unit 2 PRA model specific MSPI values. This revised all of the UAP and URPC values for Unit 2 components.

Mitigating Systems Performance Index, Residual Heat Removal System



Thresholds: White > 1.00E-6 Yellow > 1.00E-5 Red > 1.00E-4

Notes


Mitigating Systems Performance Index, Residual Heat Removal System	2Q/13	3Q/13	4Q/13	1Q/14	2Q/14	3Q/14	4Q/14	1Q/15
UAI (ΔCDF)	7.84E-08	2.59E-08	2.59E-08	-7.85E-09	-9.00E-09	-9.00E-09	-6.25E-09	-1.22E-09
URI (ΔCDF)	-1.21E-07	-1.21E-07	-1.18E-07	-7.85E-08	-1.04E-07	-1.07E-07	-1.06E-07	-1.14E-07
PLE	NO	NO	NO	NO	NO	NO	NO	NO
Indicator value	-4.30E-08	-9.50E-08	-9.20E-08	-8.60E-08	-1.10E-07	-1.20E-07	-1.10E-07	-1.20E-07

Licensee Comments:

2Q/14: Changed PRA Parameter(s).

1Q/14: Changed PRA Parameter(s). The Hatch baseline PRA models were revised October 12, 2013 to revision 4.1 per calculations PRA-CN-H-13-003 and PRA-CN-H-13-002. In accordance with NEI 99-02, Revision 7, the Hatch MSPI basis document was revised to incorporate the following changes: - Success criteria for each MSPSI Function was expanded to include details such as flow rates and response times as contained in the PRA model documentation success criteria. This did not change any CDE data, but clarifies what an MSPI failure is. - The Hatch MSPI base CDF numbers were revised. This affects all MSPI calculations. - Planned unavailability values (UABLP) were revised to match the planned maintenance numbers in the current PRA models. This updates the MSPI information to match the current maintenance philosophy. - Six circuit breakers and two valves were added to the MSPI scope on each unit, based on Birnbaum values. - The FVUAP and FVURC coefficients for every monitored component changed due to changes in the PRA model logic. - The tables containing the above coefficients in section 2.0 of the MSPI basis document were re-formatted to more closely match the CDE data input screen. - The MSPI margin for HPCI Failure to Start was reduced from five (5) to two (2). ? All MSPI functions still remain in green.. - Unit 2 component data was updated to use Unit 2 PRA model specific MSPI values. This revised all of the UAP and URPC values for Unit 2 components.

Mitigating Systems Performance Index, Cooling Water Systems



Thresholds: White > 1.00E-6 Yellow > 1.00E-5 Red > 1.00E-4

Notes

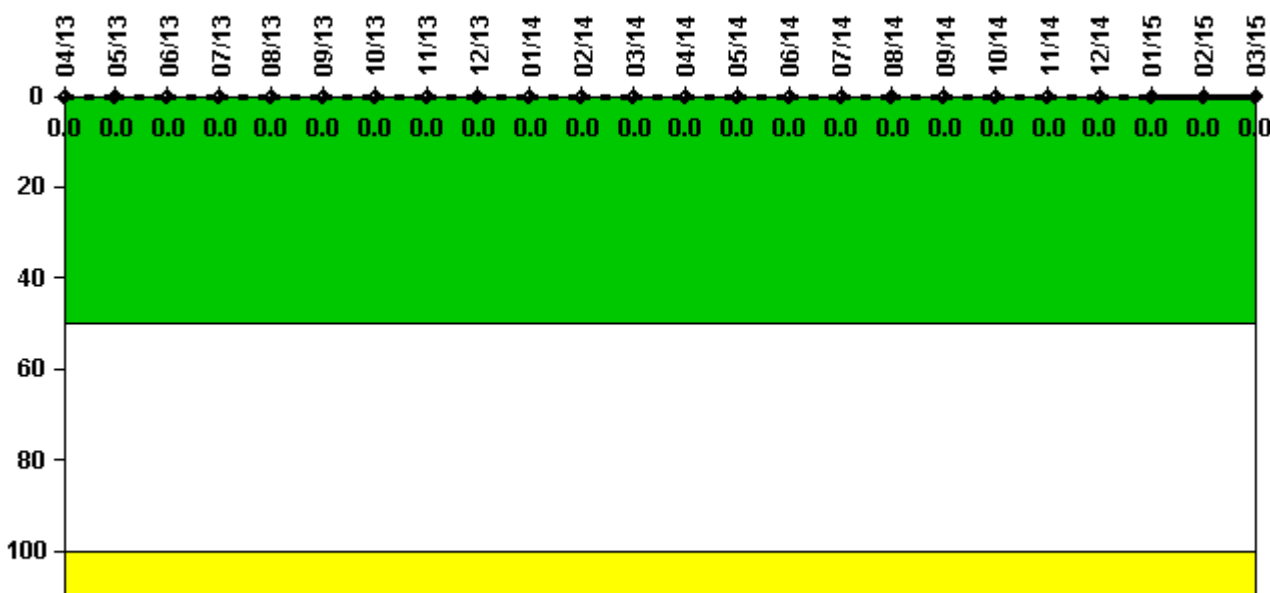
Mitigating Systems Performance Index, Cooling Water Systems	2Q/13	3Q/13	4Q/13	1Q/14	2Q/14	3Q/14	4Q/14	1Q/15
UAI (ΔCDF)	4.49E-08	4.48E-08	3.53E-08	2.24E-08	2.10E-08	6.12E-08	4.64E-08	5.14E-08

URI (ΔCDF)	-8.09E-08	-8.23E-08	-8.19E-08	-7.85E-08	-7.86E-08	-8.23E-08	-8.45E-08	-8.47E-08
PLE	NO	NO	NO	NO	NO	NO	NO	NO
Indicator value	-3.60E-08	-3.70E-08	-4.70E-08	-5.60E-08	-5.80E-08	-2.10E-08	-3.80E-08	-3.30E-08

Licensee Comments:

1Q/14: Changed PRA Parameter(s). The Hatch baseline PRA models were revised October 12, 2013 to revision 4.1 per calculations PRA-CN-H-13-003 and PRA-CN-H-13-002. In accordance with NEI 99-02, Revision 7, the Hatch MSPI basis document was revised to incorporate the following changes: - Success criteria for each MPSI Function was expanded to include details such as flow rates and response times as contained in the PRA model documentation success criteria. This did not change any CDE data, but clarifies what an MSPI failure is. - The Hatch MSPI base CDF numbers were revised. This affects all MSPI calculations. - Planned unavailability values (UABLP) were revised to match the planned maintenance numbers in the current PRA models. This updates the MSPI information to match the current maintenance philosophy. - Six circuit breakers and two valves were added to the MSPI scope on each unit, based on Birnbaum values. - The FVUAP and FVURC coefficients for every monitored component changed due to changes in the PRA model logic. - The tables containing the above coefficients in section 2.0 of the MSPI basis document were re-formatted to more closely match the CDE data input screen. - The MSPI margin for HPCI Failure to Start was reduced from five (5) to two (2). ? All MSPI functions still remain in green.. - Unit 2 component data was updated to use Unit 2 PRA model specific MSPI values. This revised all of the UAP and URPC values for Unit 2 components.

Reactor Coolant System Activity



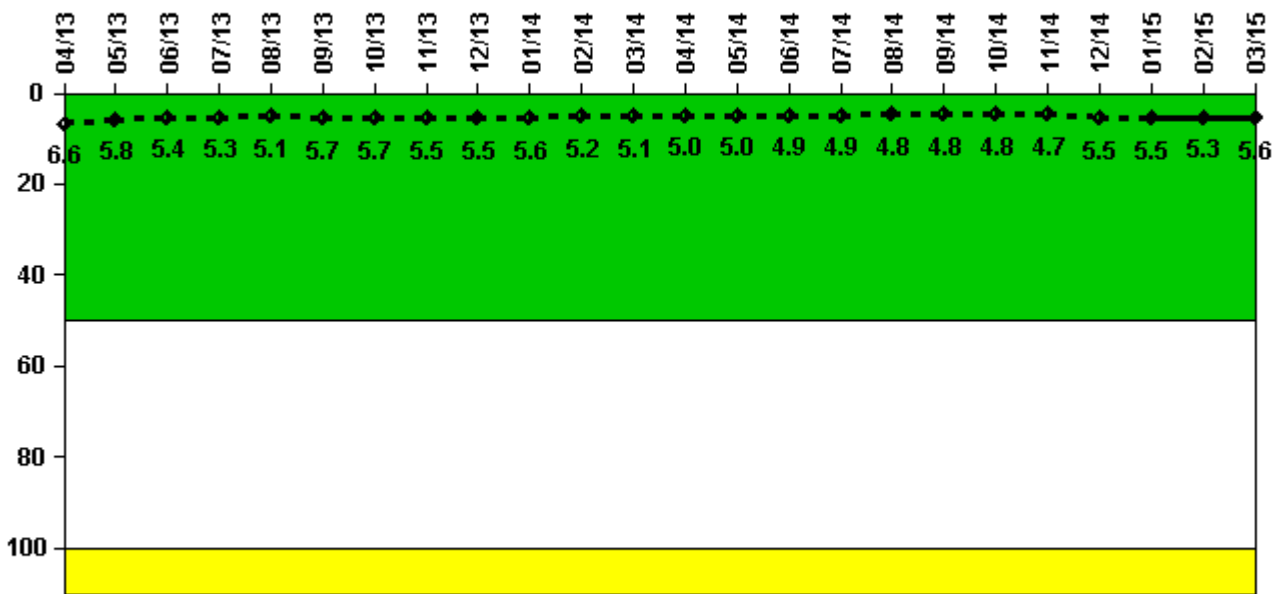
Thresholds: White > 50.0 Yellow > 100.0

Notes

Reactor Coolant System Activity	4/13	5/13	6/13	7/13	8/13	9/13	10/13	11/13	12/13	1/14	2/14	3/14
Maximum activity	0.000014	0.000014	0.000016	0.000021	0.000038	0.000024	0.000023	0.000029	0.000023	0.000033	0.000024	0.000020
Technical specification limit	0.2	0.2	0.2	0.2	0.2	0.2	0.2	0.2	0.2	0.2	0.2	0.2
Indicator value	0	0	0	0	0	0	0	0	0	0	0	0
Reactor Coolant System Activity	4/14	5/14	6/14	7/14	8/14	9/14	10/14	11/14	12/14	1/15	2/15	3/15
Maximum activity	0.000027	0.000051	0.000061	0.000030	0.000027	0.000027	0.000027	0.000019	0.000088	0.000016	0.000020	0.000010
Technical specification limit	0.2	0.2	0.2	0.2	0.2	0.2	0.2	0.2	0.2	0.2	0.2	0.2
Indicator value	0	0	0	0	0	0	0	0	0	0	0	0

Licensee Comments: none

Reactor Coolant System Leakage



Thresholds: White > 50.0 Yellow > 100.0

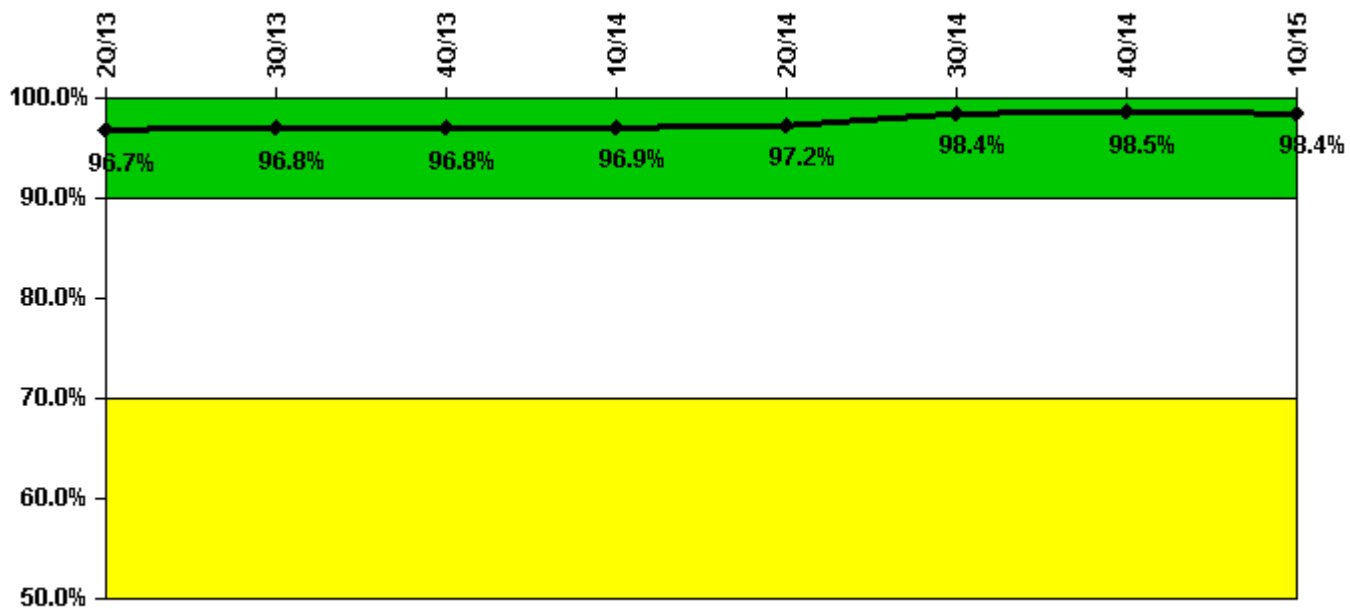
Notes

Reactor Coolant System Leakage	4/13	5/13	6/13	7/13	8/13	9/13	10/13	11/13	12/13	1/14	2/14	3/14
Maximum leakage	1.980	1.740	1.630	1.590	1.540	1.710	1.700	1.650	1.640	1.690	1.560	1.530
Technical specification limit	30.0	30.0	30.0	30.0	30.0	30.0	30.0	30.0	30.0	30.0	30.0	30.0
Indicator value	6.6	5.8	5.4	5.3	5.1	5.7	5.7	5.5	5.5	5.6	5.2	5.1

Reactor Coolant System Leakage	4/14	5/14	6/14	7/14	8/14	9/14	10/14	11/14	12/14	1/15	2/15	3/15
Maximum leakage	1.510	1.510	1.460	1.470	1.450	1.430	1.430	1.410	1.660	1.660	1.600	1.690
Technical specification limit	30.0	30.0	30.0	30.0	30.0	30.0	30.0	30.0	30.0	30.0	30.0	30.0
Indicator value	5.0	5.0	4.9	4.9	4.8	4.8	4.8	4.7	5.5	5.5	5.3	5.6

Licensee Comments: none

Drill/Exercise Performance



Thresholds: White < 90.0% Yellow < 70.0%

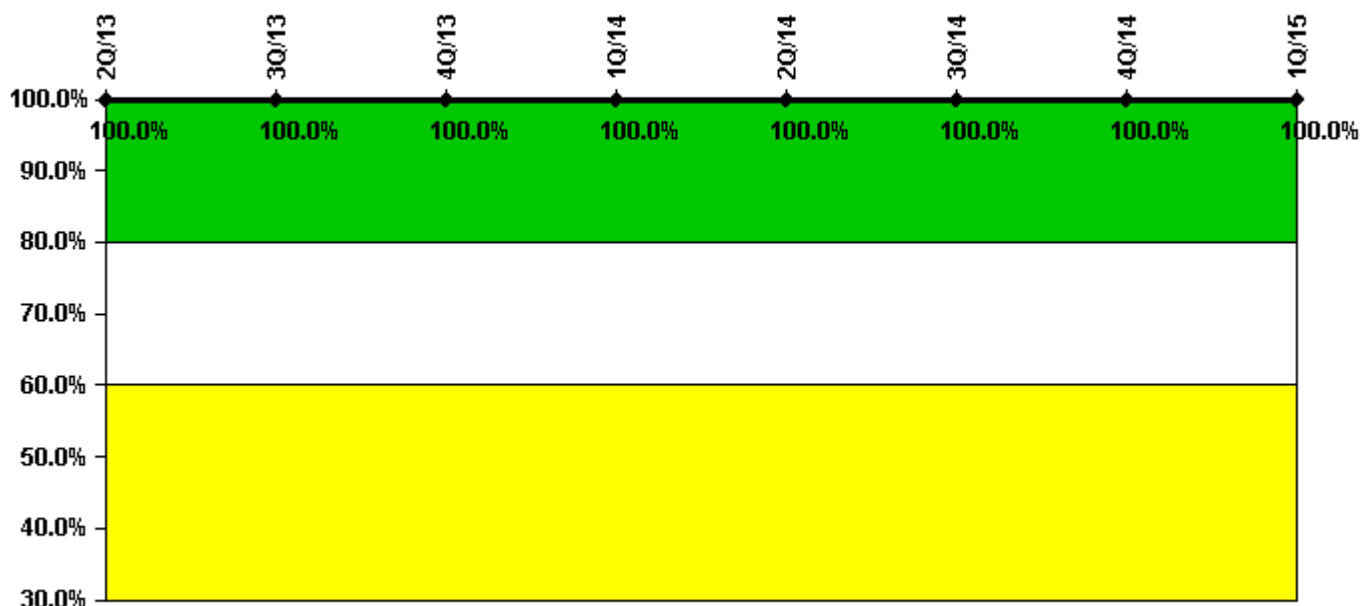
Notes

Drill/Exercise Performance	2Q/13	3Q/13	4Q/13	1Q/14	2Q/14	3Q/14	4Q/14	1Q/15
Successful opportunities	51.0	38.0	48.0	26.0	64.0	78.0	50.0	26.0
Total opportunities	54.0	38.0	50.0	26.0	65.0	78.0	50.0	26.0
Indicator value	96.7%	96.8%	96.8%	96.9%	97.2%	98.4%	98.5%	98.4%

Licensee Comments:

1Q/14: These values have been revised do to a miscalculation of the original data. Previous values were 12 successful and 12 total. This change did not affect the color of the indicator.

ERO Drill Participation



Thresholds: White < 80.0% Yellow < 60.0%

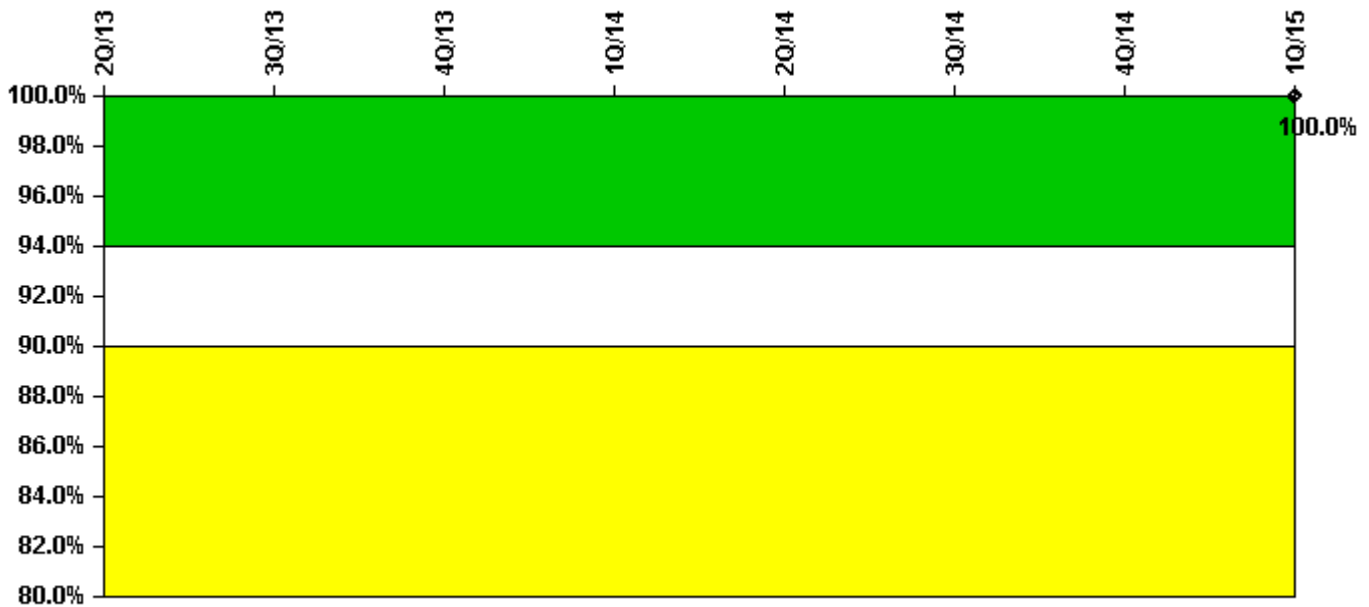
Notes

ERO Drill Participation	2Q/13	3Q/13	4Q/13	1Q/14	2Q/14	3Q/14	4Q/14	1Q/15
Participating Key personnel	112.0	110.0	111.0	110.0	106.0	109.0	112.0	109.0
Total Key personnel	112.0	110.0	111.0	110.0	106.0	109.0	112.0	109.0
Indicator value	100.0%	100.0%	100.0%	100.0%	100.0%	100.0%	100.0%	100.0%

Licensee Comments:

3Q/14: Correction to the original data submitted in 3rd quarter 2014. This correction is due to the identification of members added to the ERO but not included in the participation data.

Alert & Notification System



Thresholds: White < 94.0% Yellow < 90.0%

Notes

Alert & Notification System	2Q/13	3Q/13	4Q/13	1Q/14	2Q/14	3Q/14	4Q/14	1Q/15
Successful siren-tests					1040	1117	1120	960
Total sirens-tests					1040	1119	1120	960
Indicator value								100.0%

Licensee Comments:

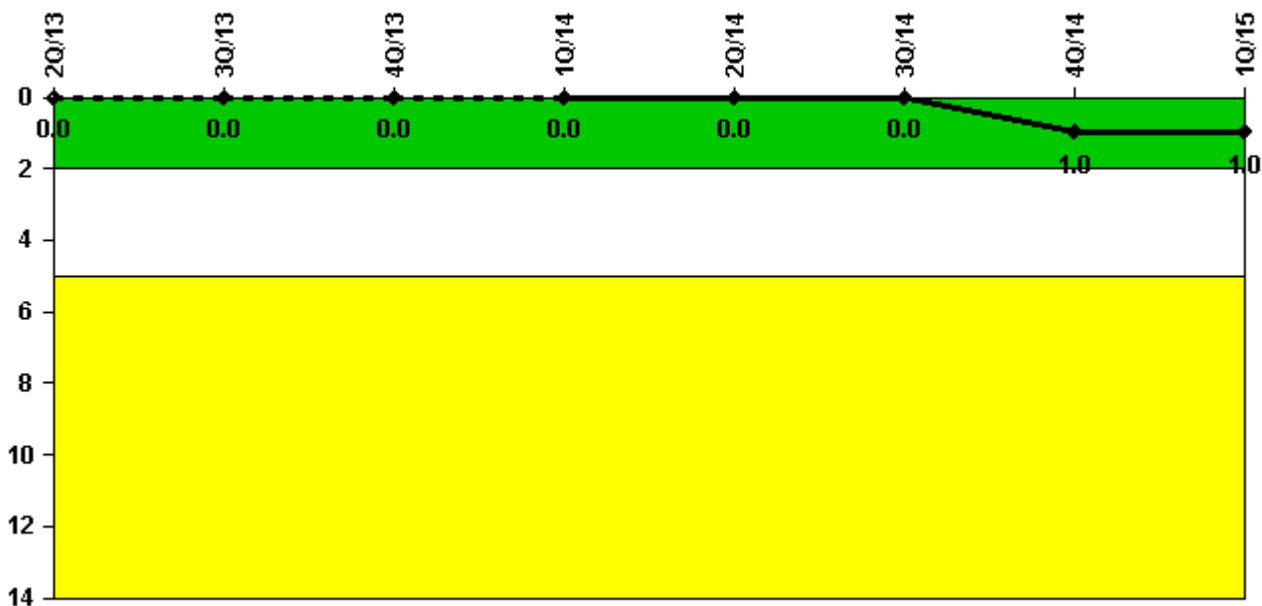
1Q/14: Plant Hatch does not use sirens as an emergency notification system.

4Q/13: Plant Hatch does not use sirens as an emergency notification system.

3Q/13: Plant Hatch does not use sirens as an emergency notification system.

2Q/13: Plant Hatch does not use sirens as an emergency notifications system.

Occupational Exposure Control Effectiveness



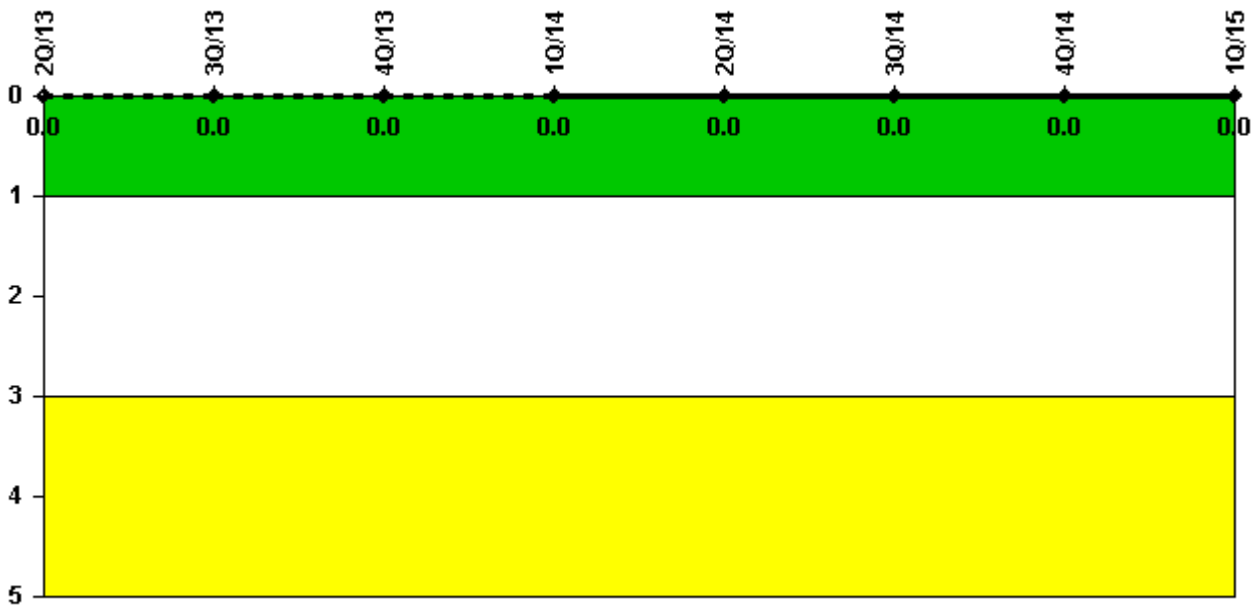
Thresholds: White > 2.0 Yellow > 5.0

Notes

Occupational Exposure Control Effectiveness	2Q/13	3Q/13	4Q/13	1Q/14	2Q/14	3Q/14	4Q/14	1Q/15
High radiation area occurrences	0	0	0	0	0	0	1	0
Very high radiation area occurrences	0	0	0	0	0	0	0	0
Unintended exposure occurrences	0	0	0	0	0	0	0	0
Indicator value	0	0	0	0	0	0	1	1

Licensee Comments: none

RETS/ODCM Radiological Effluent



Thresholds: White > 1.0 Yellow > 3.0

Notes

RETS/ODCM Radiological Effluent	2Q/13	3Q/13	4Q/13	1Q/14	2Q/14	3Q/14	4Q/14	1Q/15
RETS/ODCM occurrences	0	0	0	0	0	0	0	0
Indicator value	0	0	0	0	0	0	0	0

Licensee Comments: none

Although the Security Cornerstone is included in the Reactor Oversight Process assessment program, the Commission has decided that specific information related to findings and performance indicators pertaining to the Security Cornerstone will not be publicly available to ensure that security information is not provided to a possible adversary. Other than the fact that a finding or performance indicator is Green or Greater-Than-Green, security related information will not be displayed on the public web page.

▲ [Action Matrix Summary](#) | [Inspection Findings Summary](#) | [PI Summary](#) | [Reactor Oversight Process](#)

Last Modified: April 23, 2015