

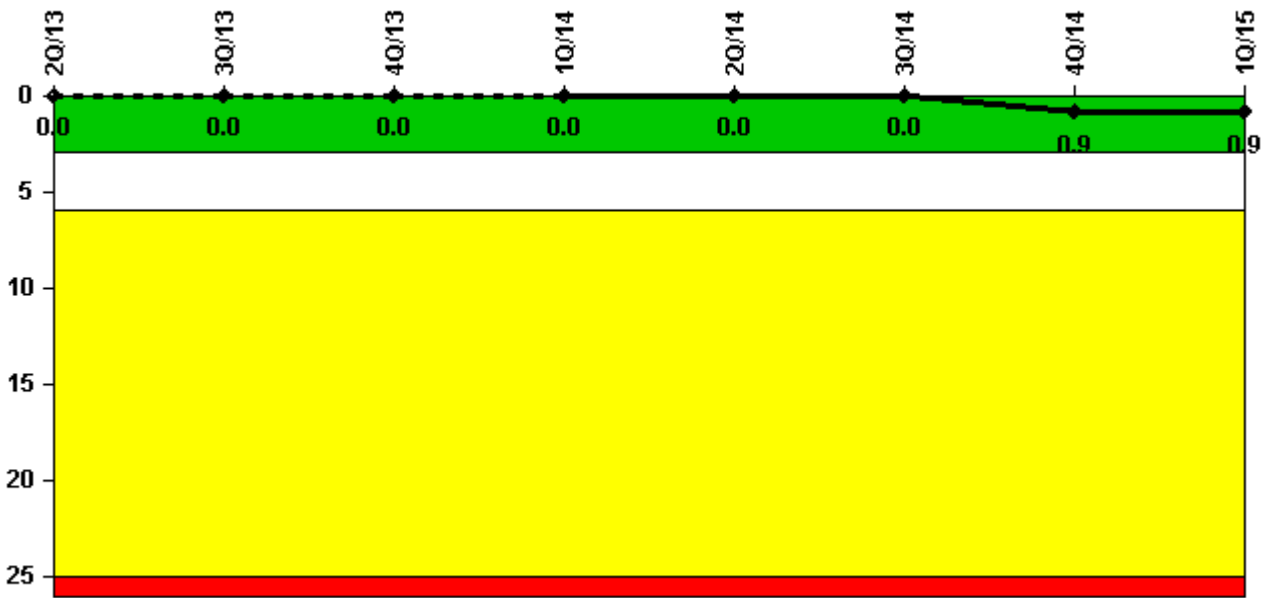
Farley 2

1Q/2015 Performance Indicators

The solid trend line represents the current reporting period.

Licensee's General Comments: LER - 2015-001-00 Turbine Driven Auxiliary Feedwater Pump in a Condition Prohibited by Technical Specifications due to a Design Issue

Unplanned Scrams per 7000 Critical Hrs



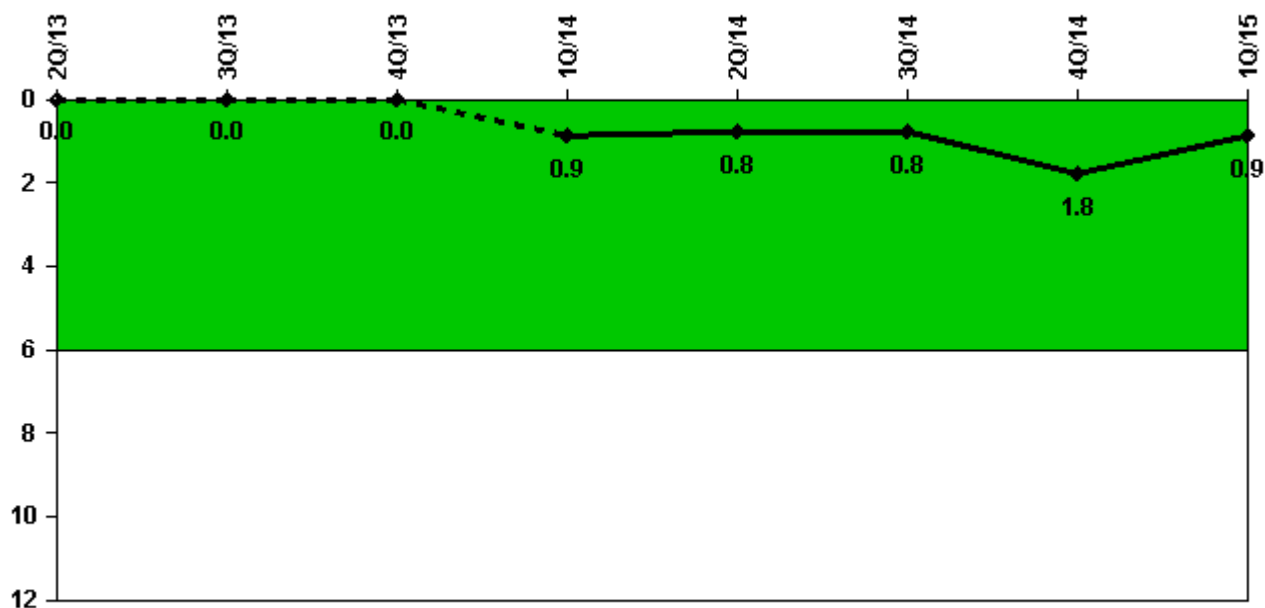
Thresholds: White > 3.0 Yellow > 6.0 Red > 25.0

Notes

Unplanned Scrams per 7000 Critical Hrs	2Q/13	3Q/13	4Q/13	1Q/14	2Q/14	3Q/14	4Q/14	1Q/15
Unplanned scrams	0	0	0	0	0	0	1.0	0
Critical hours	1600.2	2208.0	2209.0	2084.4	2184.0	2208.0	1322.0	2159.0
Indicator value	0	0	0	0	0	0	0.9	0.9

Licensee Comments: none

Unplanned Power Changes per 7000 Critical Hrs



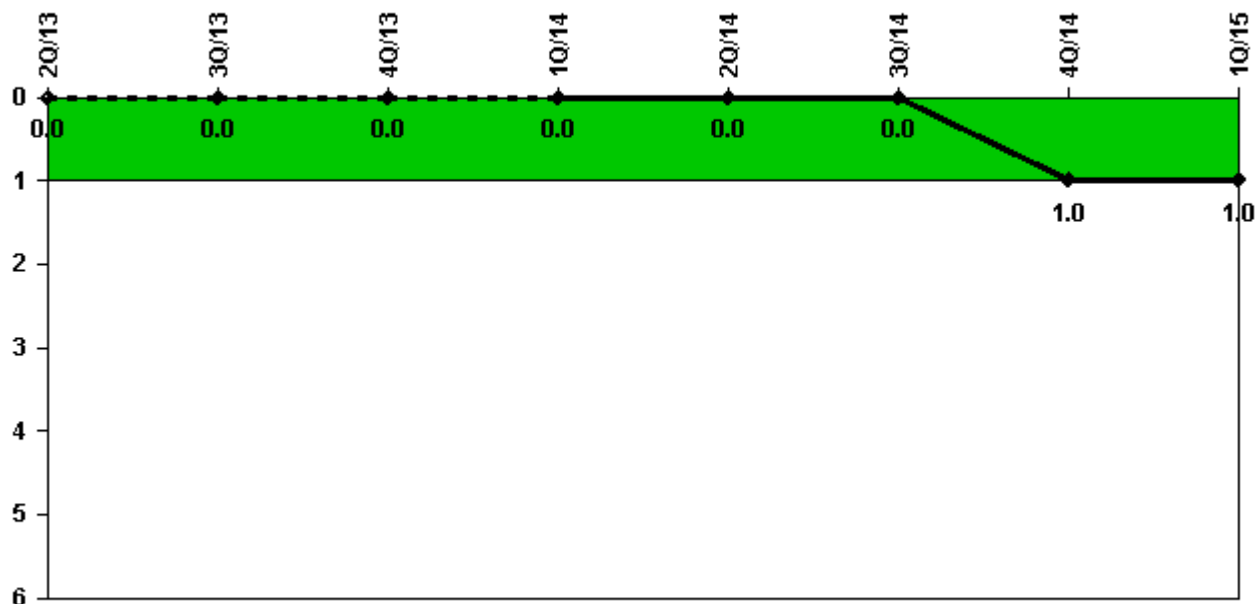
Thresholds: White > 6.0

Notes

Unplanned Power Changes per 7000 Critical Hrs	2Q/13	3Q/13	4Q/13	1Q/14	2Q/14	3Q/14	4Q/14	1Q/15
Unplanned power changes	0	0	0	1.0	0	0	1.0	0
Critical hours	1600.2	2208.0	2209.0	2084.4	2184.0	2208.0	1322.0	2159.0
Indicator value	0	0	0	0.9	0.8	0.8	1.8	0.9

Licensee Comments: none

Unplanned Scrams with Complications



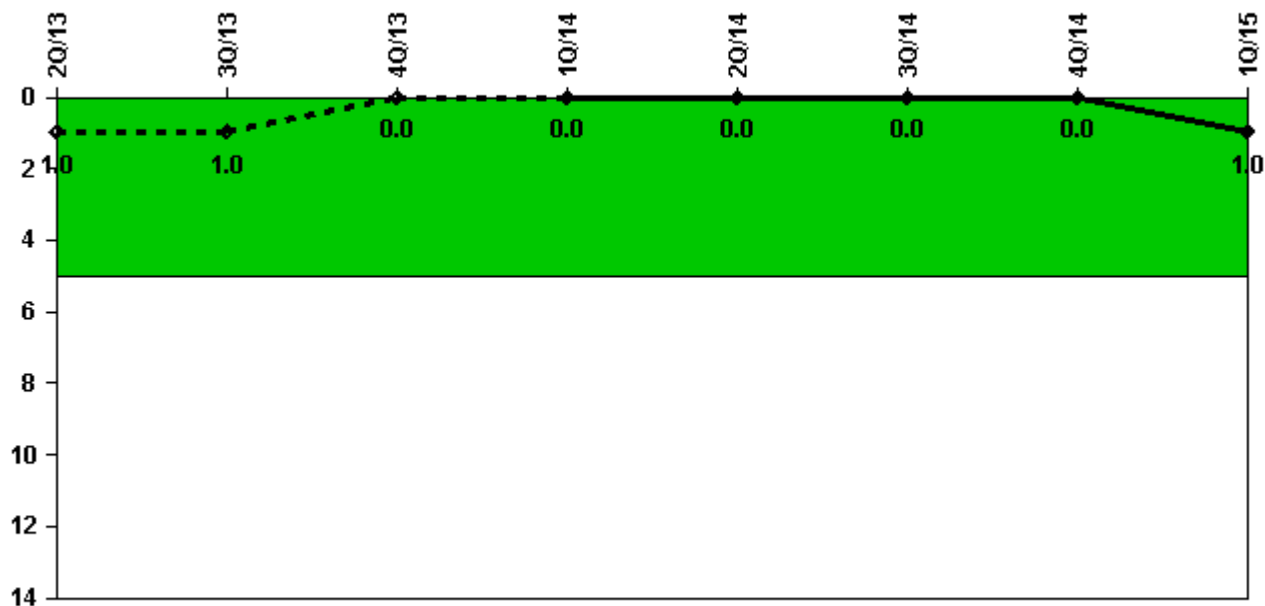
Thresholds: White > 1.0

Notes

Unplanned Scrams with Complications	2Q/13	3Q/13	4Q/13	1Q/14	2Q/14	3Q/14	4Q/14	1Q/15
Scrams with complications	0	0	0	0	0	0	1.0	0
Indicator value	0.0	0.0	0.0	0.0	0.0	0.0	1.0	1.0

Licensee Comments: none

Safety System Functional Failures (PWR)



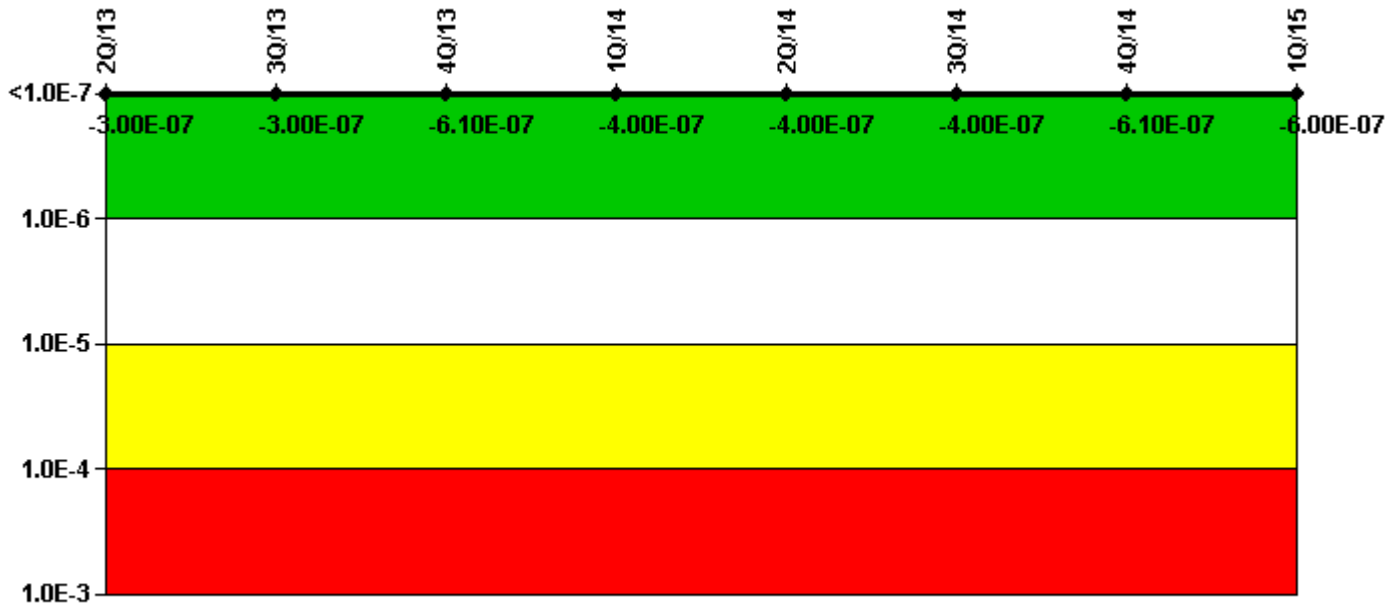
Thresholds: White > 5.0

Notes

Safety System Functional Failures (PWR)	2Q/13	3Q/13	4Q/13	1Q/14	2Q/14	3Q/14	4Q/14	1Q/15
Safety System Functional Failures	0	0	0	0	0	0	0	1
Indicator value	1	1	0	0	0	0	0	1

Licensee Comments: none

Mitigating Systems Performance Index, Emergency AC Power System



Thresholds: White > 1.00E-6 Yellow > 1.00E-5 Red > 1.00E-4

Notes

Mitigating Systems Performance Index, Emergency AC Power System	2Q/13	3Q/13	4Q/13	1Q/14	2Q/14	3Q/14	4Q/14	1Q/15
UAI (Δ CDF)	-2.56E-08	-2.56E-08	-4.86E-08	-3.59E-08	-3.59E-08	-3.59E-08	-5.36E-08	-4.46E-08
URI (Δ CDF)	-2.77E-07	-2.77E-07	-5.59E-07	-3.60E-07	-3.60E-07	-3.60E-07	-5.60E-07	-5.60E-07
PLE	NO	NO	NO	NO	NO	NO	NO	NO
Indicator value	-3.00E-07	-3.00E-07	-6.10E-07	-4.00E-07	-4.00E-07	-4.00E-07	-6.10E-07	-6.00E-07

Licensee Comments:

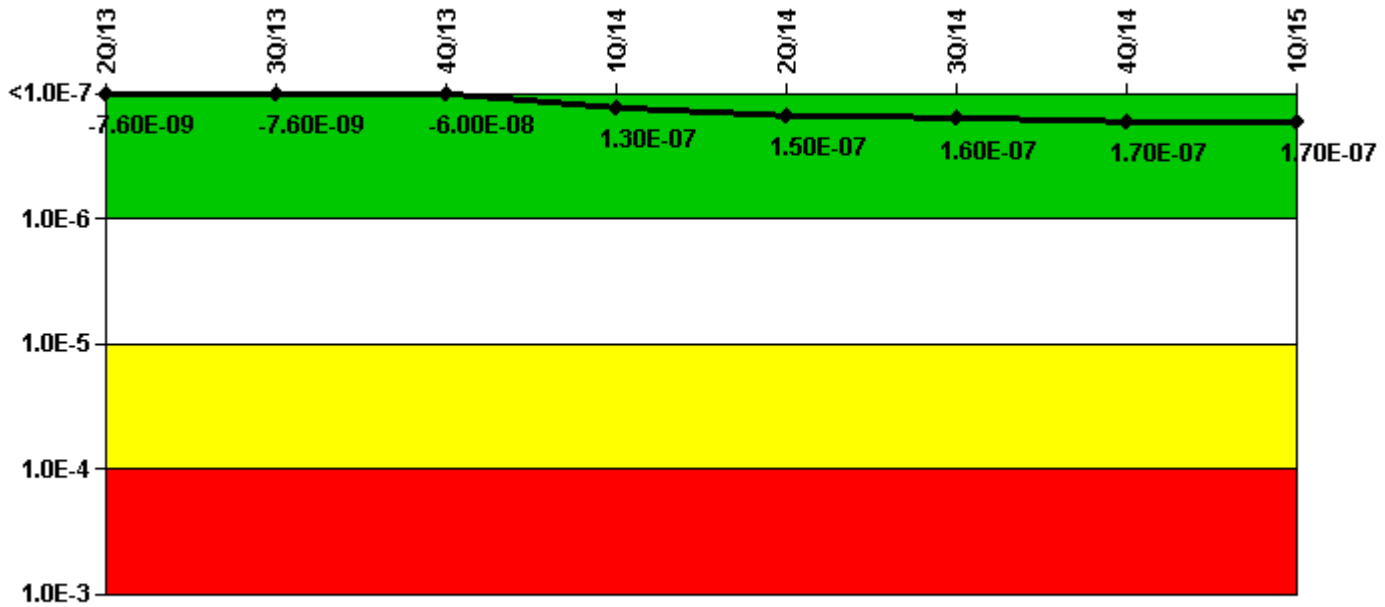
1Q/14: Changed PRA Parameter(s).

4Q/13: Changed PRA Parameter(s).

3Q/13: Changed PRA Parameter(s).

2Q/13: Changed PRA Parameter(s).

Mitigating Systems Performance Index, High Pressure Injection System



Thresholds: White > $1.00E-6$ Yellow > $1.00E-5$ Red > $1.00E-4$

Notes

Mitigating Systems Performance Index, High Pressure Injection System	2Q/13	3Q/13	4Q/13	1Q/14	2Q/14	3Q/14	4Q/14	1Q/15
UAI (Δ CDF)	-3.72E-10	-3.93E-10	-3.22E-08	1.56E-07	1.82E-07	1.85E-07	1.95E-07	1.94E-07
URI (Δ CDF)	-7.23E-09	-7.23E-09	-2.82E-08	-2.82E-08	-2.82E-08	-2.82E-08	-2.82E-08	-2.82E-08
PLE	NO	NO	NO	NO	NO	NO	NO	NO
Indicator value	-7.60E-09	-7.60E-09	-6.00E-08	1.30E-07	1.50E-07	1.60E-07	1.70E-07	1.70E-07

Licensee Comments:

1Q/14: Changed PRA Parameter(s).

4Q/13: Changed PRA Parameter(s).

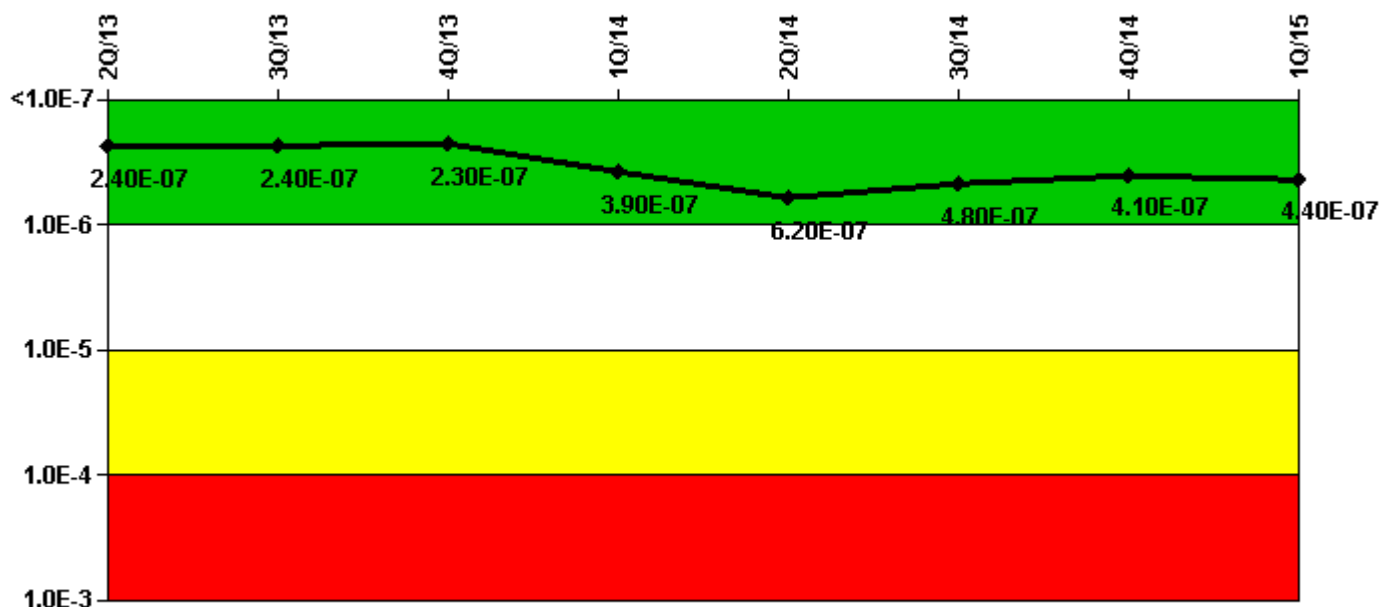
3Q/13: Changed PRA Parameter(s).

3Q/13: Changed PRA Parameter(s).

2Q/13: Changed PRA Parameter(s).

2Q/13: Changed PRA Parameter(s).

Mitigating Systems Performance Index, Heat Removal System



Thresholds: White > 1.00E-6 Yellow > 1.00E-5 Red > 1.00E-4

Notes

Mitigating Systems Performance Index, Heat Removal System	2Q/13	3Q/13	4Q/13	1Q/14	2Q/14	3Q/14	4Q/14	1Q/15
UAI (ΔCDF)	-1.40E-08	-1.40E-08	-6.99E-09	1.51E-07	1.63E-07	2.51E-07	1.87E-07	2.18E-07
URI (ΔCDF)	2.57E-07	2.57E-07	2.36E-07	2.36E-07	4.58E-07	2.30E-07	2.25E-07	2.25E-07
PLE	NO	NO	NO	NO	NO	NO	NO	NO
Indicator value	2.40E-07	2.40E-07	2.30E-07	3.90E-07	6.20E-07	4.80E-07	4.10E-07	4.40E-07

Licensee Comments:

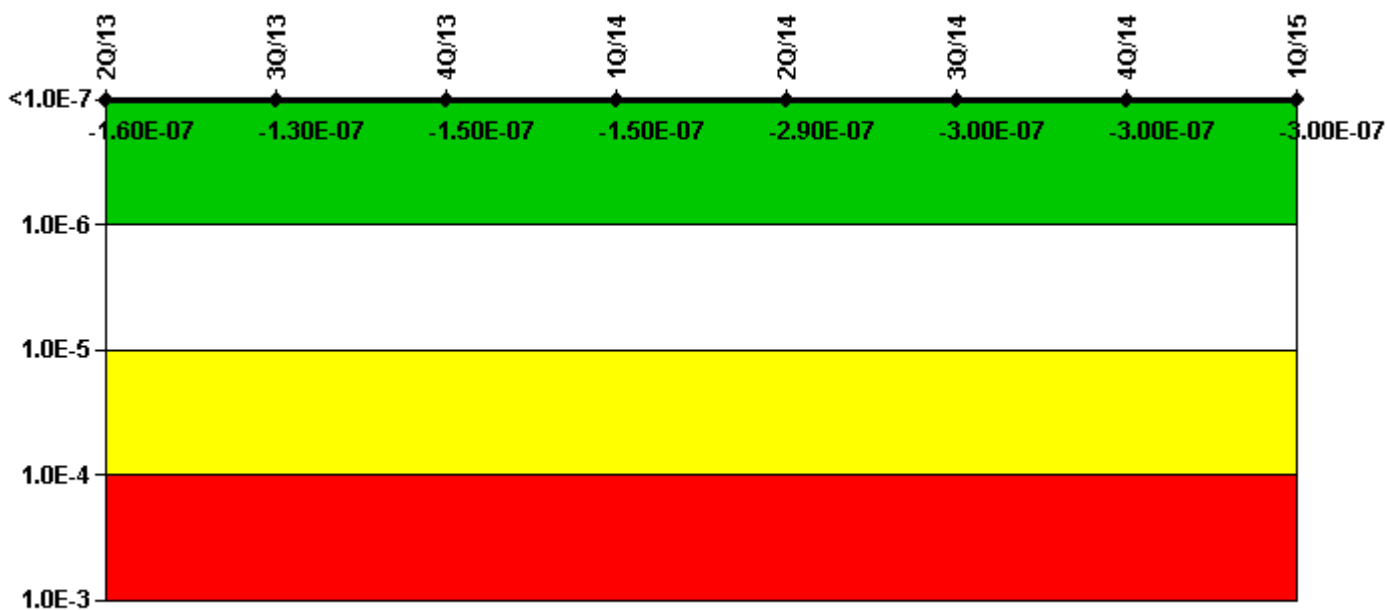
1Q/14: Changed PRA Parameter(s).

4Q/13: Changed PRA Parameter(s).

3Q/13: Changed PRA Parameter(s).

2Q/13: Changed PRA Parameter(s).

Mitigating Systems Performance Index, Residual Heat Removal System



Thresholds: White > 1.00E-6 Yellow > 1.00E-5 Red > 1.00E-4

Notes

Mitigating Systems Performance Index, Residual Heat Removal System	2Q/13	3Q/13	4Q/13	1Q/14	2Q/14	3Q/14	4Q/14	1Q/15
UAI (Δ CDF)	-1.45E-08	1.96E-08	7.90E-08	7.34E-08	-6.44E-08	-7.74E-08	-7.74E-08	-7.74E-08
URI (Δ CDF)	-1.48E-07	-1.48E-07	-2.25E-07	-2.25E-07	-2.25E-07	-2.25E-07	-2.25E-07	-2.25E-07
PLE	NO	NO	NO	NO	NO	NO	NO	NO
Indicator value	-1.60E-07	-1.30E-07	-1.50E-07	-1.50E-07	-2.90E-07	-3.00E-07	-3.00E-07	-3.00E-07

Licensee Comments:


1Q/14: Changed PRA Parameter(s).

4Q/13: Changed PRA Parameter(s).

3Q/13: Changed PRA Parameter(s).

2Q/13: Changed PRA Parameter(s).

Mitigating Systems Performance Index, Cooling Water Systems



Thresholds: White > 1.00E-6 Yellow > 1.00E-5 Red > 1.00E-4

Notes

Mitigating Systems Performance Index, Cooling Water Systems	2Q/13	3Q/13	4Q/13	1Q/14	2Q/14	3Q/14	4Q/14	1Q/15
UAI (Δ CDF)	-6.51E-08	-6.56E-08	5.48E-08	1.67E-08	1.86E-08	1.81E-08	1.84E-08	2.38E-08
URI (Δ CDF)	1.31E-07	7.61E-08	-2.12E-07	-2.12E-07	-2.12E-07	-2.12E-07	-2.12E-07	-2.12E-07
PLE	NO	NO	NO	NO	NO	NO	NO	NO
Indicator value	6.60E-08	1.10E-08	-1.60E-07	-1.90E-07	-1.90E-07	-1.90E-07	-1.90E-07	-1.90E-07

Licensee Comments:

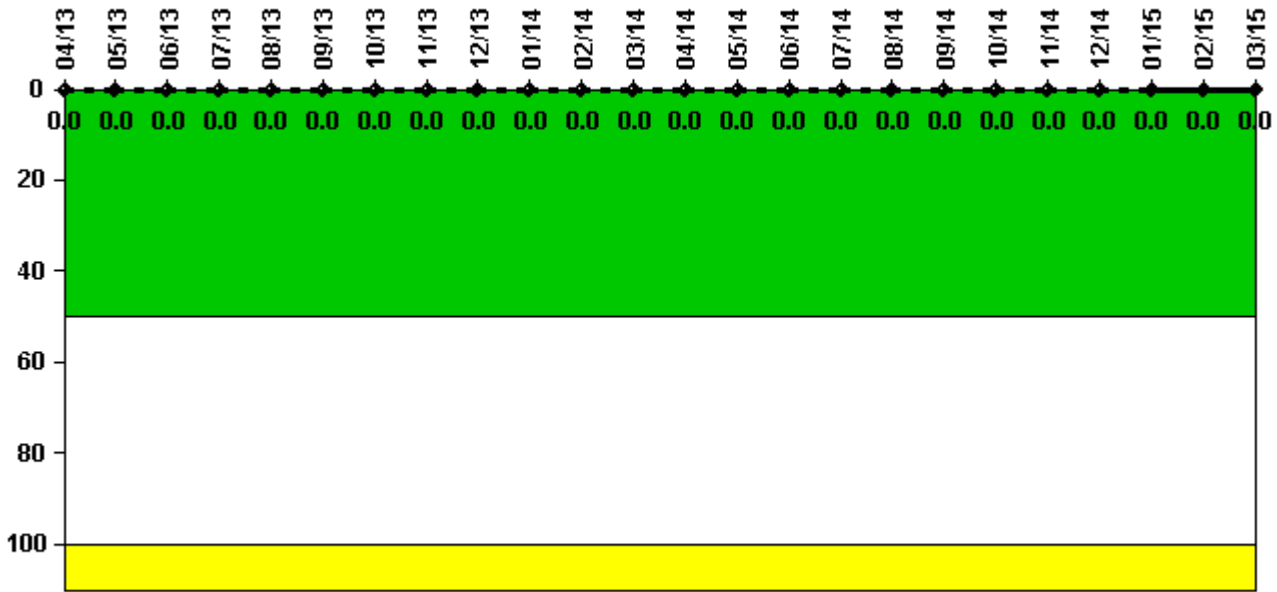
1Q/14: Changed PRA Parameter(s).

4Q/13: Changed PRA Parameter(s).

3Q/13: Changed PRA Parameter(s).

2Q/13: Changed PRA Parameter(s).

Reactor Coolant System Activity



Thresholds: White > 50.0 Yellow > 100.0

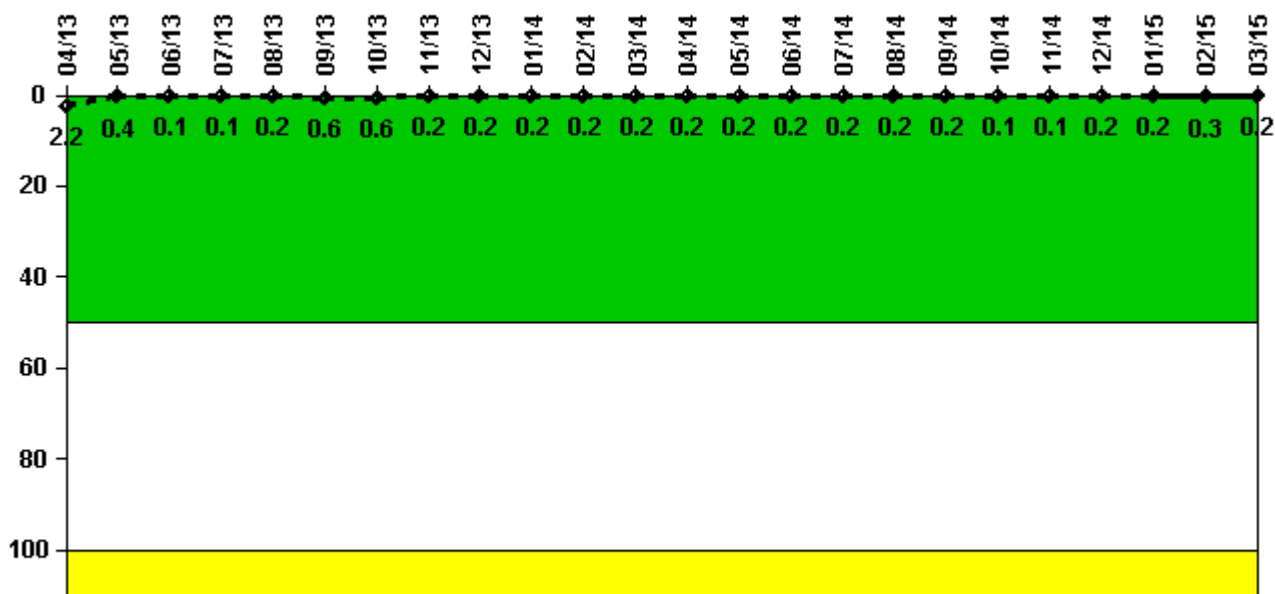
Notes

Reactor Coolant System Activity	4/13	5/13	6/13	7/13	8/13	9/13	10/13	11/13	12/13	1/14	2/14	3/14
Maximum activity	0.000050	0.000028	0	0.000031	0.000034	0.000054	0.000037	0.000037	0.000040	0.000036	0.000038	0.000043
Technical specification limit	0.5	0.5	0.5	0.5	0.5	0.5	0.5	0.5	0.5	0.5	0.5	0.5
Indicator value	0	0	0	0	0	0	0	0	0	0	0	0

Reactor Coolant System Activity	4/14	5/14	6/14	7/14	8/14	9/14	10/14	11/14	12/14	1/15	2/15	3/15
Maximum activity	0.000043	0.000168	0.000067	0.000048	0.000047	0.000047	0.000169	0.000019	0.000027	0.000029	0.000034	0.000038
Technical specification limit	0.5	0.5	0.5	0.5	0.5	0.5	0.5	0.5	0.5	0.5	0.5	0.5
Indicator value	0	0	0	0	0	0	0	0	0	0	0	0

Licensee Comments: none

Reactor Coolant System Leakage



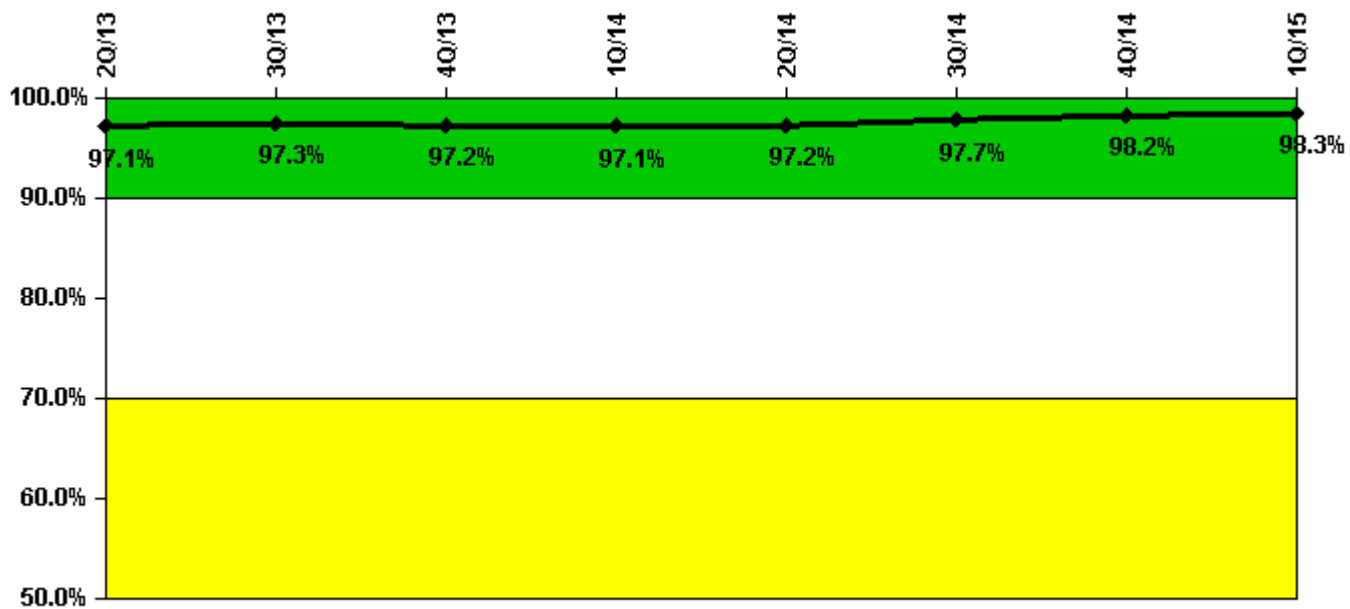
Thresholds: White > 50.0 Yellow > 100.0

Notes

Reactor Coolant System Leakage	4/13	5/13	6/13	7/13	8/13	9/13	10/13	11/13	12/13	1/14	2/14	3/14
Maximum leakage	0.216	0.036	0.014	0.014	0.017	0.063	0.055	0.015	0.019	0.017	0.016	0.019
Technical specification limit	10.0	10.0	10.0	10.0	10.0	10.0	10.0	10.0	10.0	10.0	10.0	10.0
Indicator value	2.2	0.4	0.1	0.1	0.2	0.6	0.6	0.2	0.2	0.2	0.2	0.2
Reactor Coolant System Leakage	4/14	5/14	6/14	7/14	8/14	9/14	10/14	11/14	12/14	1/15	2/15	3/15
Maximum leakage	0.018	0.017	0.015	0.019	0.024	0.019	0.012	0.012	0.019	0.018	0.025	0.021
Technical specification limit	10.0	10.0	10.0	10.0	10.0	10.0	10.0	10.0	10.0	10.0	10.0	10.0
Indicator value	0.2	0.2	0.2	0.2	0.2	0.2	0.1	0.1	0.2	0.2	0.3	0.2

Licensee Comments: none

Drill/Exercise Performance



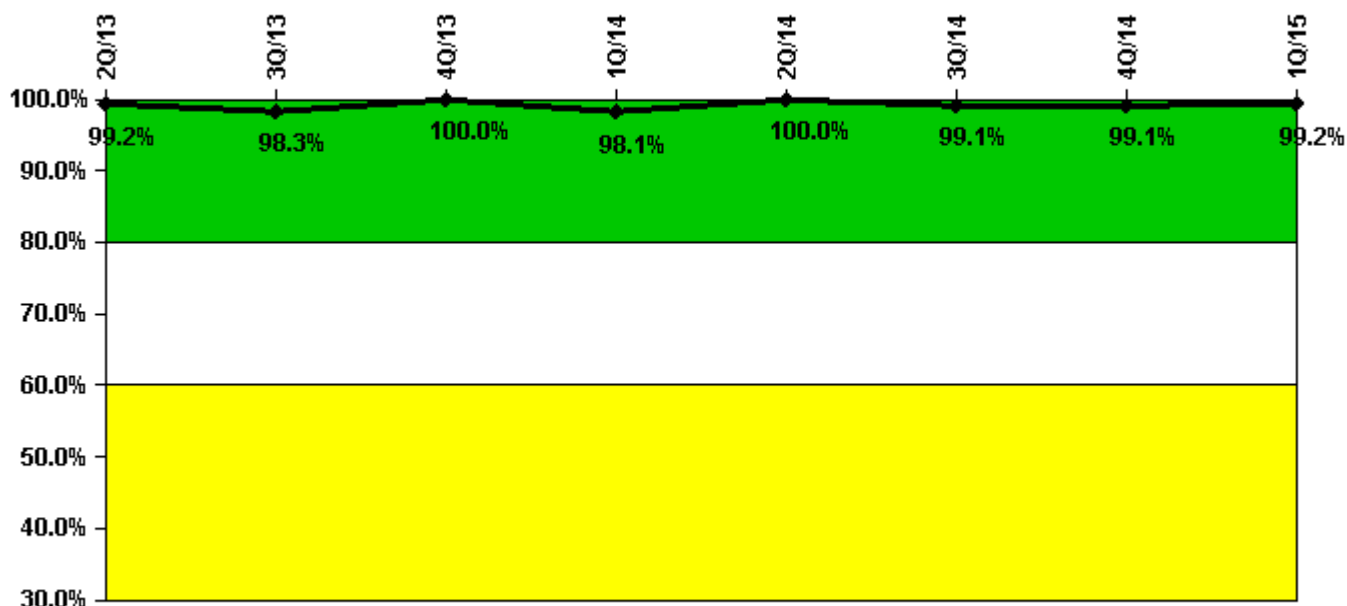
Thresholds: White < 90.0% Yellow < 70.0%

Notes

Drill/Exercise Performance	2Q/13	3Q/13	4Q/13	1Q/14	2Q/14	3Q/14	4Q/14	1Q/15
Successful opportunities	47.0	46.0	18.0	27.0	24.0	52.0	20.0	63.0
Total opportunities	50.0	46.0	18.0	28.0	25.0	52.0	20.0	63.0
Indicator value	97.1%	97.3%	97.2%	97.1%	97.2%	97.7%	98.2%	98.3%

Licensee Comments: none

ERO Drill Participation



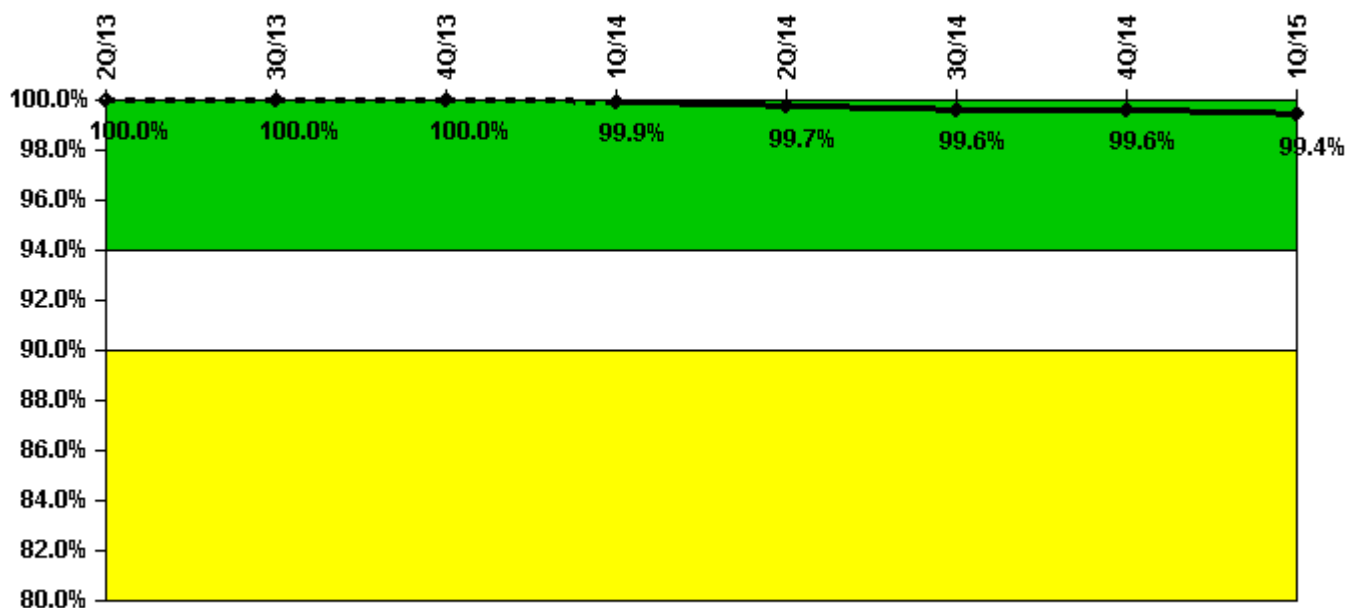
Thresholds: White < 80.0% Yellow < 60.0%

Notes

ERO Drill Participation	2Q/13	3Q/13	4Q/13	1Q/14	2Q/14	3Q/14	4Q/14	1Q/15
Participating Key personnel	117.0	117.0	121.0	103.0	109.0	110.0	114.0	118.0
Total Key personnel	118.0	119.0	121.0	105.0	109.0	111.0	115.0	119.0
Indicator value	99.2%	98.3%	100.0%	98.1%	100.0%	99.1%	99.1%	99.2%

Licensee Comments: none

Alert & Notification System



Thresholds: White < 94.0% Yellow < 90.0%

Notes

Alert & Notification System	2Q/13	3Q/13	4Q/13	1Q/14	2Q/14	3Q/14	4Q/14	1Q/15
Successful siren-tests	42	42	42	1156	1043	1151	1151	1148
Total sirens-tests	42	42	42	1157	1049	1157	1157	1157
Indicator value	100.0%	100.0%	100.0%	99.9%	99.7%	99.6%	99.6%	99.4%

Licensee Comments: none

Occupational Exposure Control Effectiveness



Thresholds: White > 2.0 Yellow > 5.0

Notes

Occupational Exposure Control Effectiveness	2Q/13	3Q/13	4Q/13	1Q/14	2Q/14	3Q/14	4Q/14	1Q/15
High radiation area occurrences	0	0	0	0	0	0	0	0
Very high radiation area occurrences	0	0	0	0	0	0	0	0
Unintended exposure occurrences	0	0	0	0	0	0	0	0
Indicator value	0	0	0	0	0	0	0	0

Licensee Comments: none

RETS/ODCM Radiological Effluent



Thresholds: White > 1.0 Yellow > 3.0

Notes

RETS/ODCM Radiological Effluent	2Q/13	3Q/13	4Q/13	1Q/14	2Q/14	3Q/14	4Q/14	1Q/15
RETS/ODCM occurrences	0	0	0	0	0	0	0	0
Indicator value	0	0	0	0	0	0	0	0

Licensee Comments: none

Although the Security Cornerstone is included in the Reactor Oversight Process assessment program, the Commission has decided that specific information related to findings and performance indicators pertaining to the Security Cornerstone will not be publicly available to ensure that security information is not provided to a possible adversary. Other than the fact that a finding or performance indicator is Green or Greater-Than-Green, security related information will not be displayed on the public web page.

▲ [Action Matrix Summary](#) | [Inspection Findings Summary](#) | [PI Summary](#) | [Reactor Oversight Process](#)

Last Modified: April 23, 2015