

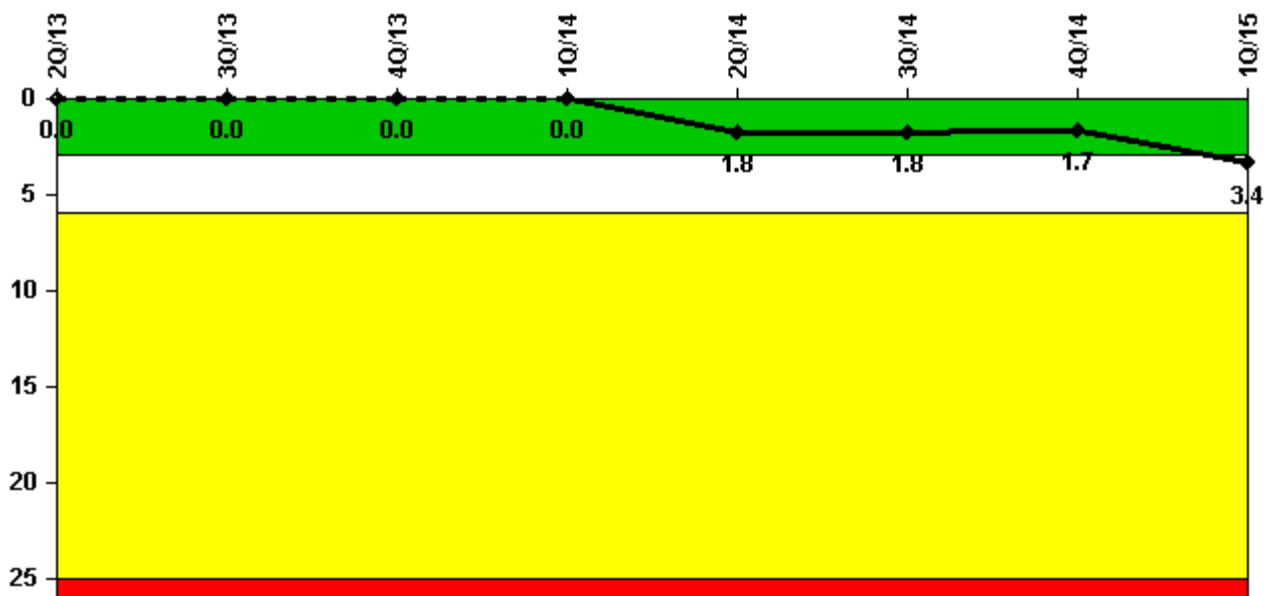
Dresden 2

1Q/2015 Performance Indicators

The solid trend line represents the current reporting period.

Licensee's General Comments: none

Unplanned Scrams per 7000 Critical Hrs



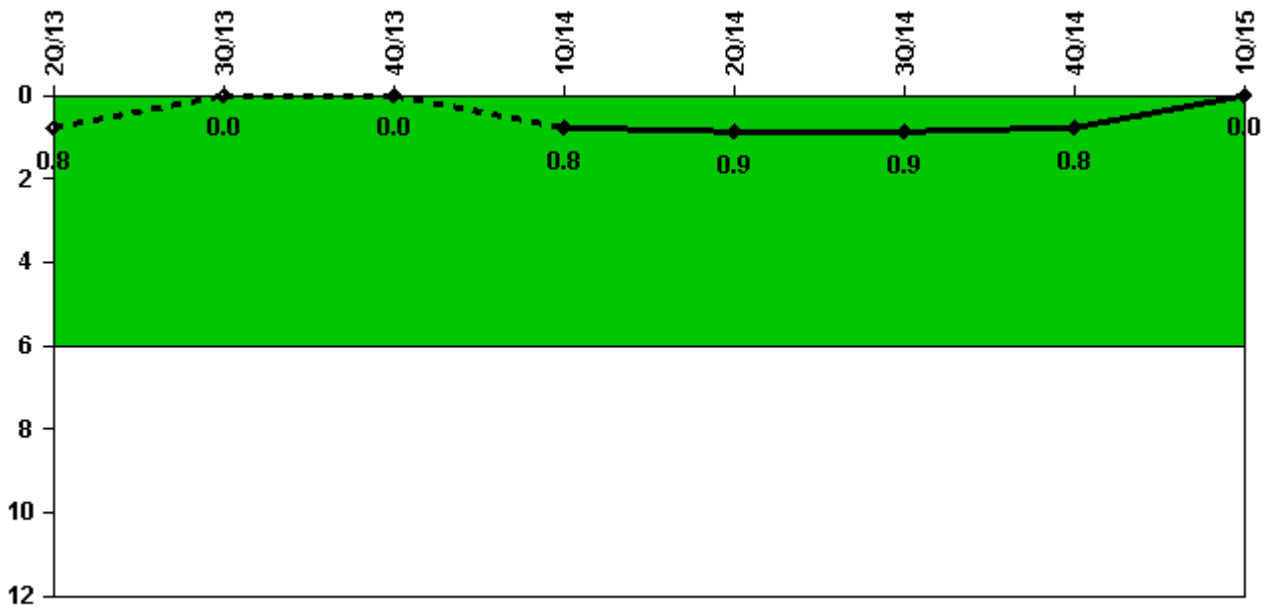
Thresholds: White > 3.0 Yellow > 6.0 Red > 25.0

Notes

Unplanned Scrams per 7000 Critical Hrs	2Q/13	3Q/13	4Q/13	1Q/14	2Q/14	3Q/14	4Q/14	1Q/15
Unplanned scrams	0	0	0	0	2.0	0	0	2.0
Critical hours	2184.0	2208.0	1781.2	2159.0	1822.7	2208.0	2209.0	1998.0
Indicator value	0	0	0	0	1.8	1.8	1.7	3.4

Licensee Comments: none

Unplanned Power Changes per 7000 Critical Hrs



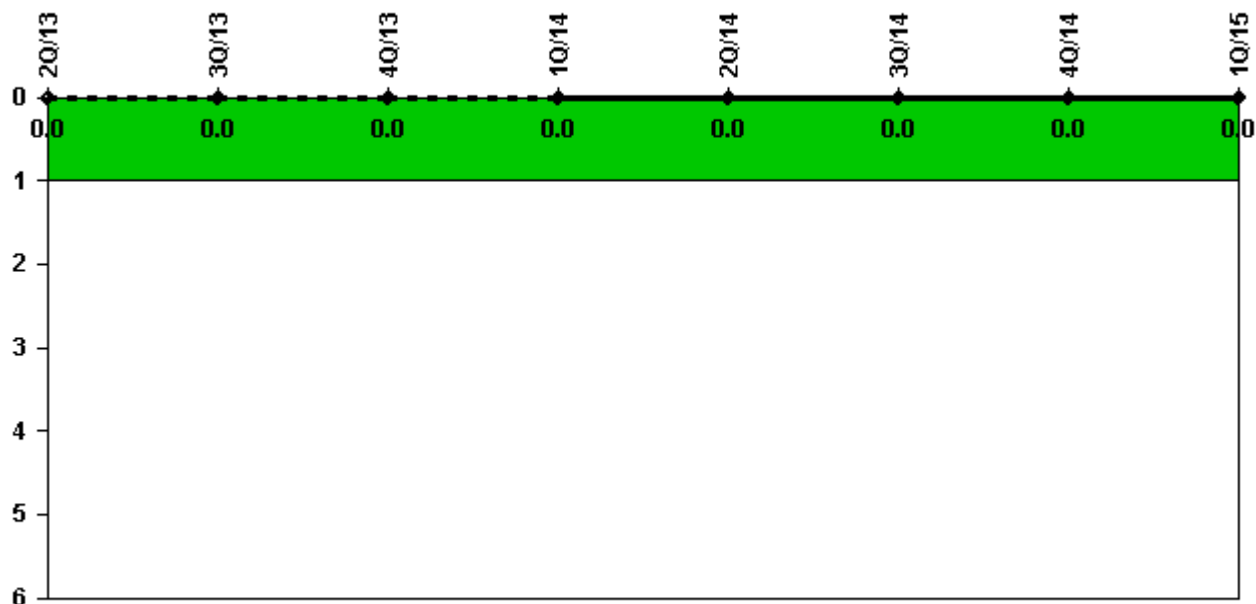
Thresholds: White > 6.0

Notes

Unplanned Power Changes per 7000 Critical Hrs	2Q/13	3Q/13	4Q/13	1Q/14	2Q/14	3Q/14	4Q/14	1Q/15
Unplanned power changes	0	0	0	1.0	0	0	0	0
Critical hours	2184.0	2208.0	1781.2	2159.0	1822.7	2208.0	2209.0	1998.0
Indicator value	0.8	0	0	0.8	0.9	0.9	0.8	0

Licensee Comments: none

Unplanned Scrams with Complications



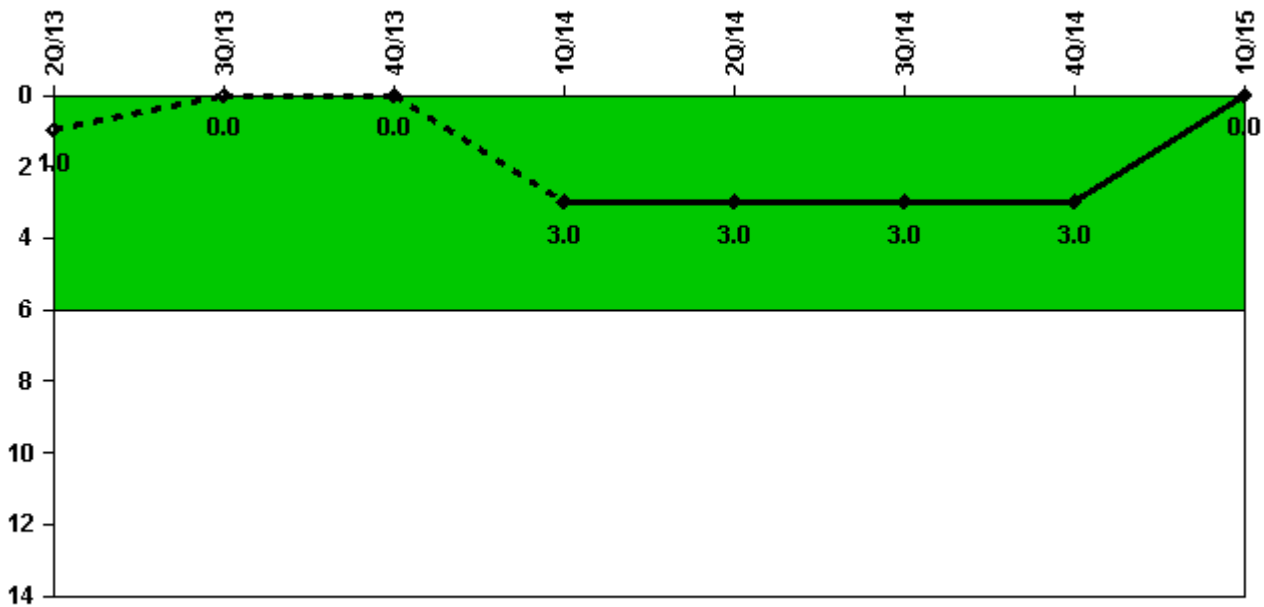
Thresholds: White > 1.0

Notes

Unplanned Scrams with Complications	2Q/13	3Q/13	4Q/13	1Q/14	2Q/14	3Q/14	4Q/14	1Q/15
Scrams with complications	0	0	0	0	0	0	0	0
Indicator value	0.0	0.0	0.0	0.0	0.0	0.0	0.0	0.0

Licensee Comments: none

Safety System Functional Failures (BWR)



Thresholds: White > 6.0

Notes

Safety System Functional Failures (BWR)	2Q/13	3Q/13	4Q/13	1Q/14	2Q/14	3Q/14	4Q/14	1Q/15
Safety System Functional Failures	0	0	0	3	0	0	0	0
Indicator value	1	0	0	3	3	3	3	0

Licensee Comments:

1Q/14: (1) Licensee Event Report 237/2013-005-00, Primary Containment Inboard and Outboard Feed Water Isolation Valves Exceed LLRT Limits (2) Licensee Event Report 237/2013-006-00, LPCI Swing Bus Auto Transfer Did Not Transfer as Expected (3) Licensee Event Report 237/2013-009-00, HPCI Failed to Achieve Rated Flow Due to Failure of Stop Valve to Open

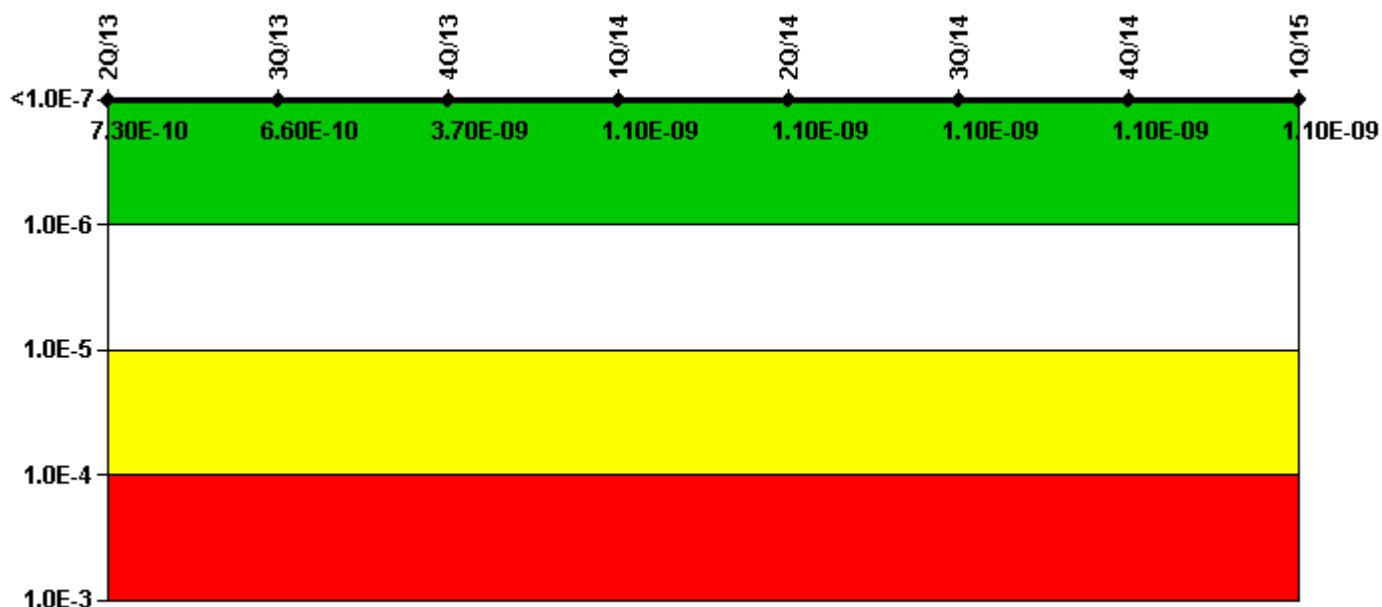
4Q/13: LER 237/2013-003-00, Secondary Containment Inoperable Due to Two Interlock Doors Being Open Simultaneously, submitted in November 2013 for Unit 2 and Unit 3 SSFF

4Q/13: SSFF value revised from 1 to 0. (Ref. LER 237-2013-003-00 as revised by supplemental LER 237-2013-003-01, dated 03-26-14)

3Q/13: SSFF value revised from 1 to 0. (Ref. LER 237-2013-001-00 as revised by supplemental LER 237-2013-001-02, dated 03-26-14)

3Q/13: Licensee Event Report 237/2013-001-00, Secondary Containment Inoperable Due to Two Interlock Doors Being Open Simultaneously, dated 8/23/13

Mitigating Systems Performance Index, Emergency AC Power System



Thresholds: White > 1.00E-6 Yellow > 1.00E-5 Red > 1.00E-4

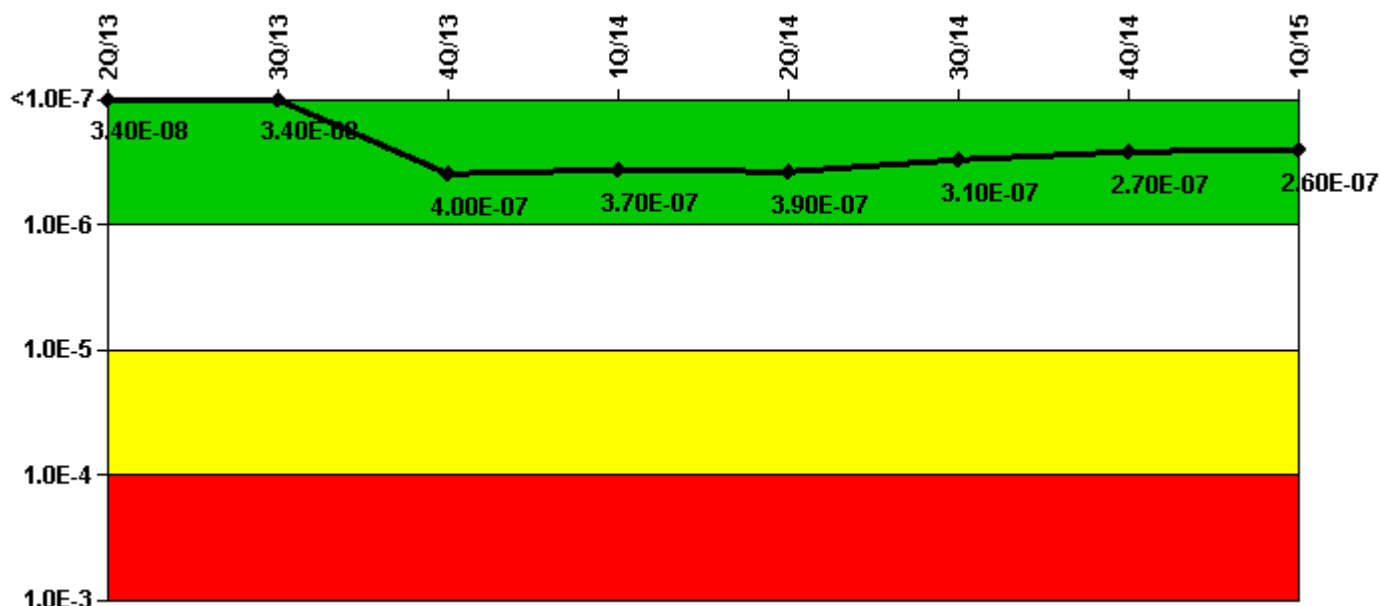
Notes

Mitigating Systems Performance Index, Emergency AC Power System	2Q/13	3Q/13	4Q/13	1Q/14	2Q/14	3Q/14	4Q/14	1Q/15
UAI (Δ CDF)	1.14E-09	1.06E-09	1.25E-09	3.66E-10	3.53E-10	5.96E-11	-2.38E-11	1.75E-11
URI (Δ CDF)	-4.13E-10	-4.04E-10	2.49E-09	7.23E-10	7.51E-10	1.09E-09	1.08E-09	1.07E-09
PLE	NO	NO	NO	NO	NO	NO	NO	NO
Indicator value	7.30E-10	6.60E-10	3.70E-09	1.10E-09	1.10E-09	1.10E-09	1.10E-09	1.10E-09

Licensee Comments:

1Q/14: Changed PRA Parameter(s).

Mitigating Systems Performance Index, High Pressure Injection System



Thresholds: White > 1.00E-6 Yellow > 1.00E-5 Red > 1.00E-4

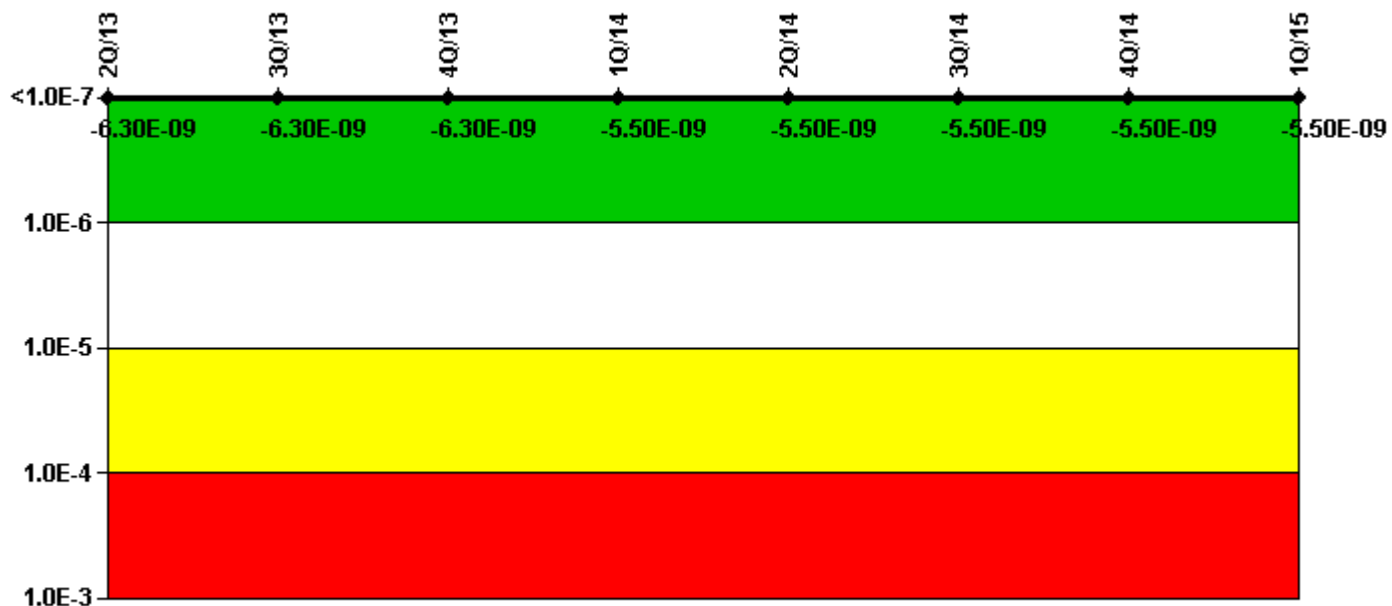
Notes

Mitigating Systems Performance Index, High Pressure Injection System	2Q/13	3Q/13	4Q/13	1Q/14	2Q/14	3Q/14	4Q/14	1Q/15
UAI (ΔCDF)	9.92E-08	9.92E-08	1.93E-07	1.66E-07	1.83E-07	1.09E-07	6.97E-08	6.76E-08
URI (ΔCDF)	-6.55E-08	-6.55E-08	2.04E-07	2.04E-07	2.04E-07	2.04E-07	2.04E-07	1.97E-07
PLE	NO	NO	NO	NO	NO	NO	NO	NO
Indicator value	3.40E-08	3.40E-08	4.00E-07	3.70E-07	3.90E-07	3.10E-07	2.70E-07	2.60E-07

Licensee Comments:

1Q/14: Changed PRA Parameter(s).

Mitigating Systems Performance Index, Heat Removal System



Thresholds: White > 1.00E-6 Yellow > 1.00E-5 Red > 1.00E-4

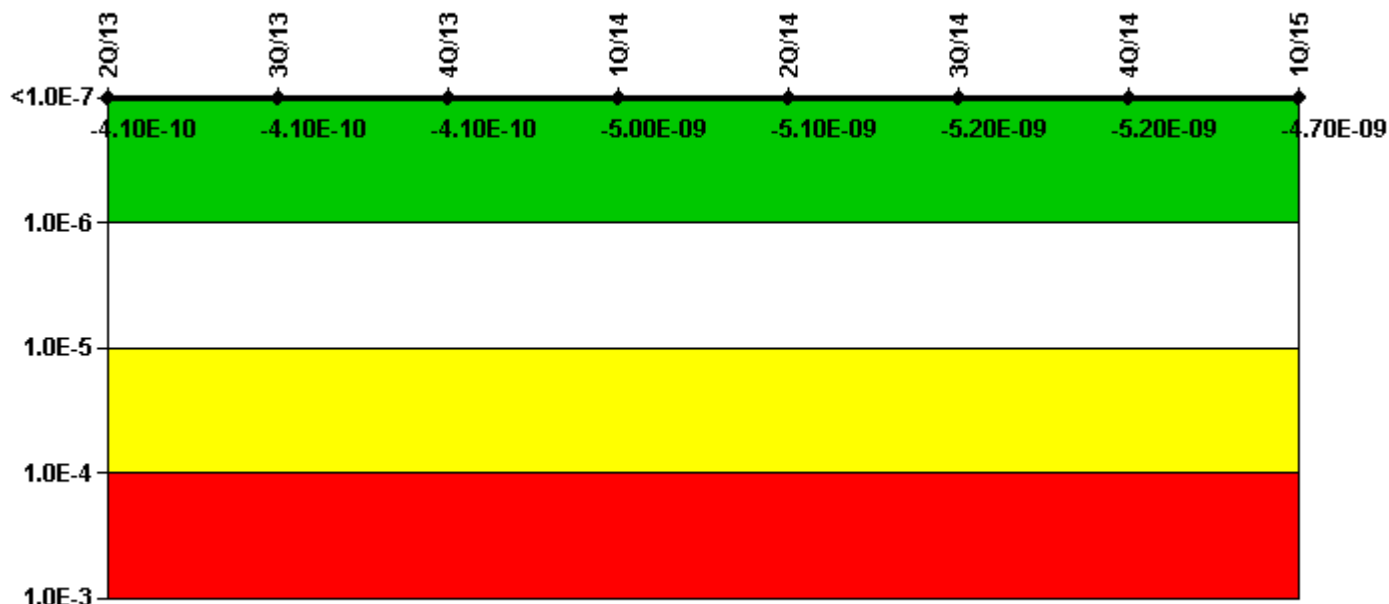
Notes

Mitigating Systems Performance Index, Heat Removal System	2Q/13	3Q/13	4Q/13	1Q/14	2Q/14	3Q/14	4Q/14	1Q/15
UAI (Δ CDF)	-6.24E-09	-6.24E-09	-6.24E-09	-5.43E-09	-5.43E-09	-5.43E-09	-5.43E-09	-5.43E-09
URI (Δ CDF)	-9.92E-11	-9.92E-11	-9.92E-11	-1.01E-10	-1.01E-10	-1.01E-10	-1.01E-10	-1.01E-10
PLE	NO	NO	NO	NO	NO	NO	NO	NO
Indicator value	-6.30E-09	-6.30E-09	-6.30E-09	-5.50E-09	-5.50E-09	-5.50E-09	-5.50E-09	-5.50E-09

Licensee Comments:

1Q/14: Changed PRA Parameter(s).

Mitigating Systems Performance Index, Residual Heat Removal System



Thresholds: White > 1.00E-6 Yellow > 1.00E-5 Red > 1.00E-4

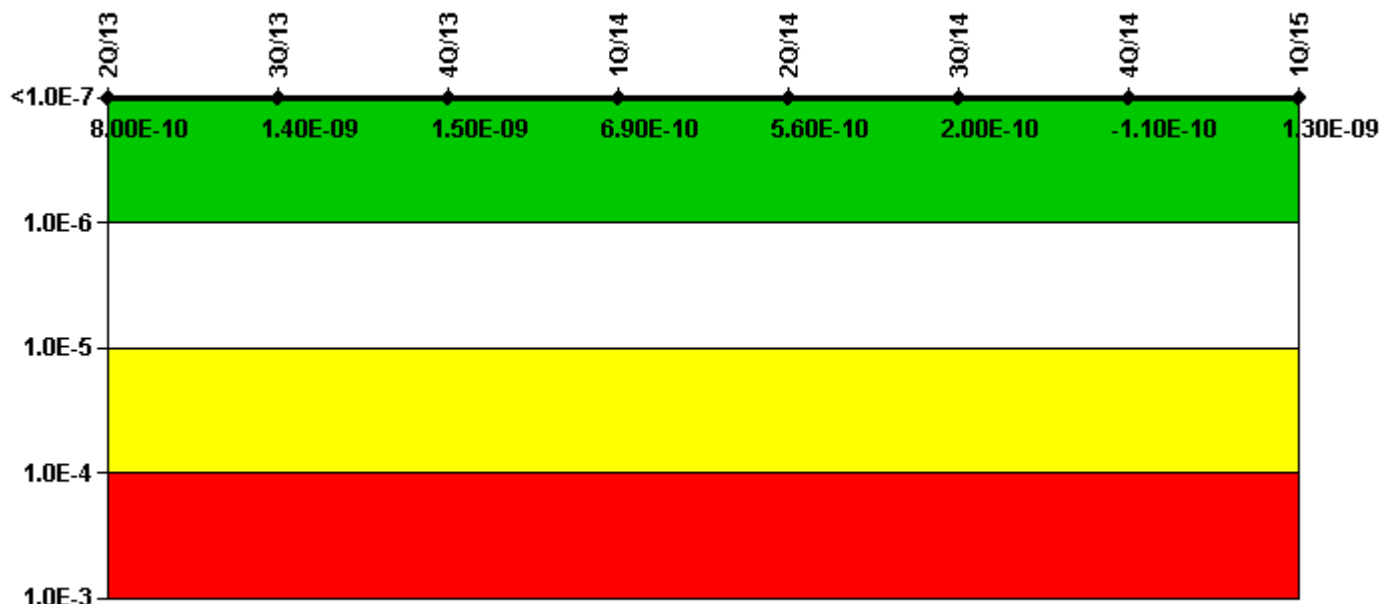
Notes

Mitigating Systems Performance Index, Residual Heat Removal System	2Q/13	3Q/13	4Q/13	1Q/14	2Q/14	3Q/14	4Q/14	1Q/15
UAI (Δ CDF)	1.16E-10	1.16E-10	1.58E-10	-1.40E-09	-1.40E-09	-1.40E-09	-1.40E-09	-7.19E-10
URI (Δ CDF)	-5.23E-10	-5.28E-10	-5.65E-10	-3.58E-09	-3.67E-09	-3.78E-09	-3.84E-09	-3.96E-09
PLE	NO	NO	NO	NO	NO	NO	NO	NO
Indicator value	-4.10E-10	-4.10E-10	-4.10E-10	-5.00E-09	-5.10E-09	-5.20E-09	-5.20E-09	-4.70E-09

Licensee Comments:

1Q/14: Changed PRA Parameter(s).

Mitigating Systems Performance Index, Cooling Water Systems



Thresholds: White > 1.00E-6 Yellow > 1.00E-5 Red > 1.00E-4

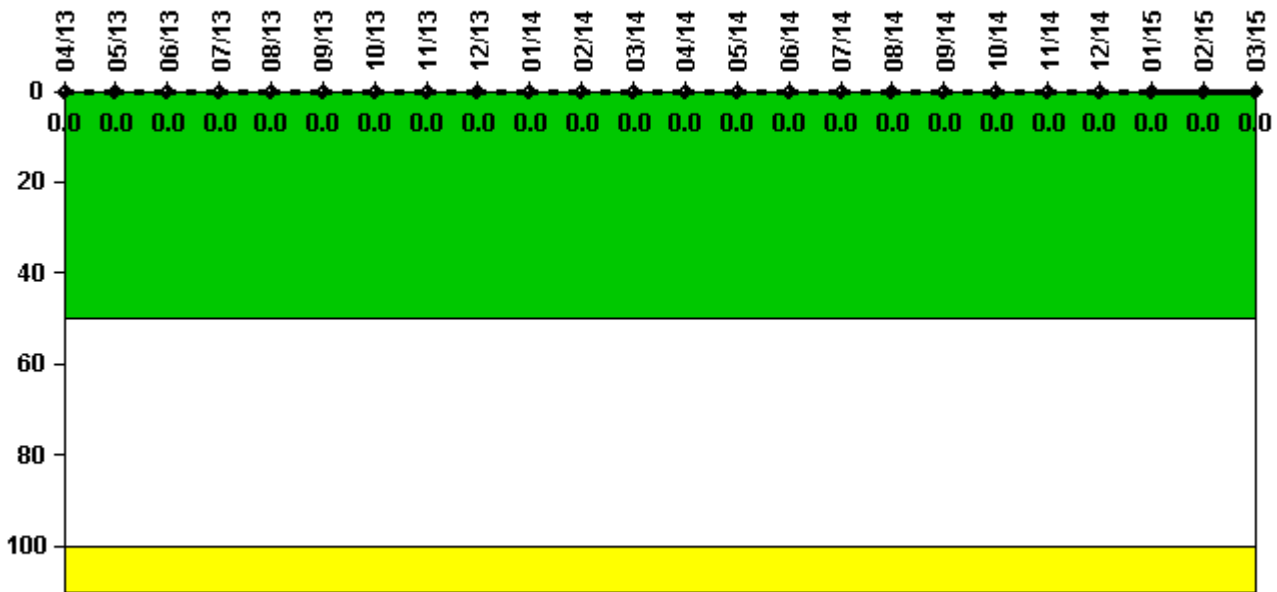
Notes

Mitigating Systems Performance Index, Cooling Water Systems	2Q/13	3Q/13	4Q/13	1Q/14	2Q/14	3Q/14	4Q/14	1Q/15
UAI (Δ CDF)	8.07E-10	1.45E-09	1.50E-09	7.19E-10	5.92E-10	2.27E-10	-8.03E-11	1.36E-09
URI (Δ CDF)	-1.09E-11	-1.09E-11	-1.15E-11	-2.84E-11	-2.79E-11	-2.79E-11	-2.74E-11	-2.74E-11
PLE	NO	NO	NO	NO	NO	NO	NO	NO
Indicator value	8.00E-10	1.40E-09	1.50E-09	6.90E-10	5.60E-10	2.00E-10	-1.10E-10	1.30E-09

Licensee Comments:

1Q/14: Changed PRA Parameter(s).

Reactor Coolant System Activity



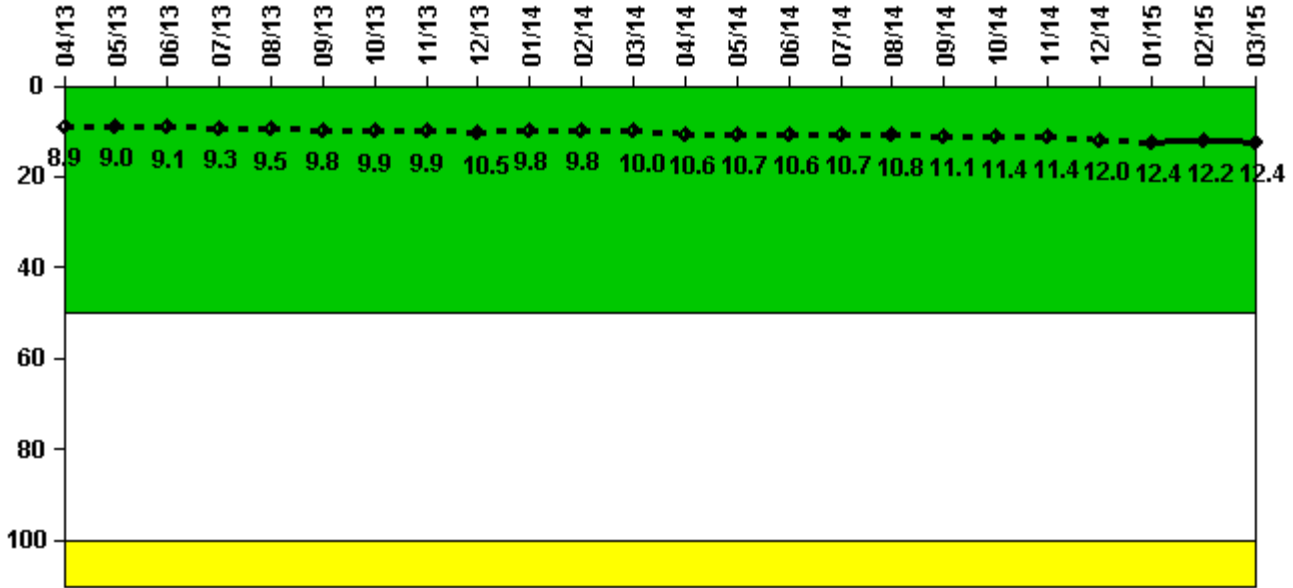
Thresholds: White > 50.0 Yellow > 100.0

Notes

Reactor Coolant System Activity	4/13	5/13	6/13	7/13	8/13	9/13	10/13	11/13	12/13	1/14	2/14	3/14
Maximum activity	0.000011	0.000006	0.000018	0.000003	0.000003	0.000009	0.000015	0.000009	0.000005	0.000014	0.000005	0.000018
Technical specification limit	0.2	0.2	0.2	0.2	0.2	0.2	0.2	0.2	0.2	0.2	0.2	0.2
Indicator value	0	0	0	0	0	0	0	0	0	0	0	0
Reactor Coolant System Activity	4/14	5/14	6/14	7/14	8/14	9/14	10/14	11/14	12/14	1/15	2/15	3/15
Maximum activity	0.000027	0.000011	0.000005	0.000006	0.000005	0.000007	0.000011	0.000006	0.000008	0.000005	0.000007	0.000008
Technical specification limit	0.2	0.2	0.2	0.2	0.2	0.2	0.2	0.2	0.2	0.2	0.2	0.2
Indicator value	0	0	0	0	0	0	0	0	0	0	0	0

Licensee Comments: none

Reactor Coolant System Leakage



Thresholds: White > 50.0 Yellow > 100.0

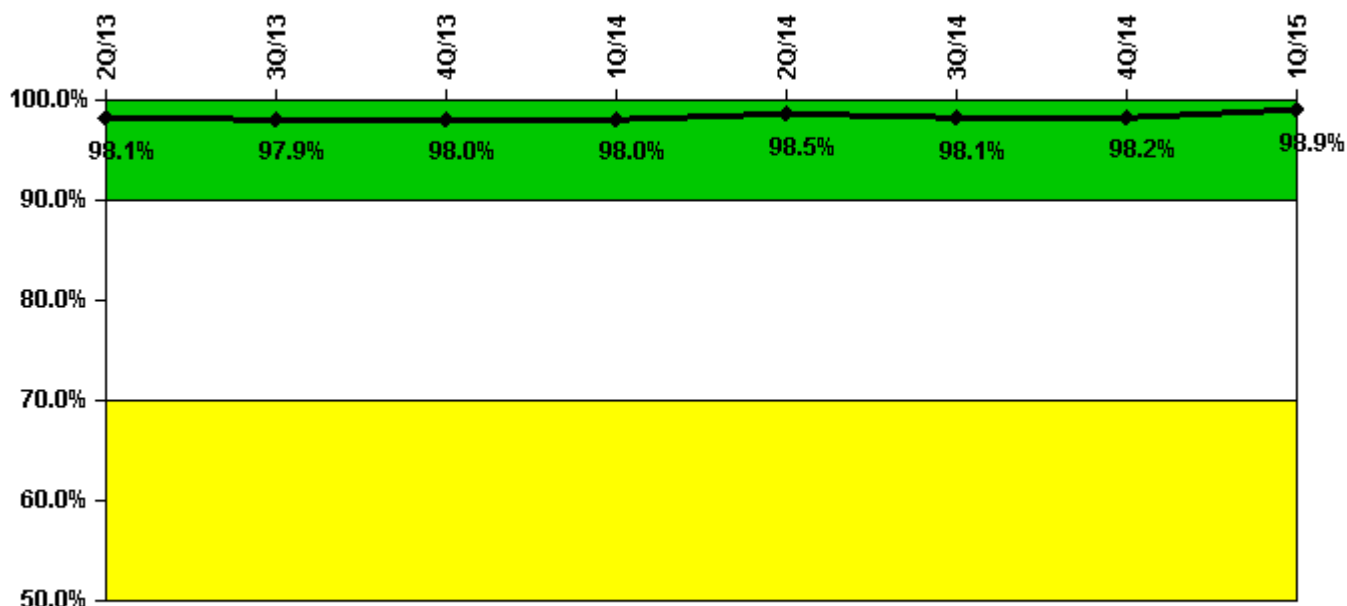
Notes

Reactor Coolant System Leakage	4/13	5/13	6/13	7/13	8/13	9/13	10/13	11/13	12/13	1/14	2/14	3/14
Maximum leakage	2.237	2.260	2.278	2.327	2.365	2.438	2.470	2.485	2.618	2.448	2.438	2.508
Technical specification limit	25.0	25.0	25.0	25.0	25.0	25.0	25.0	25.0	25.0	25.0	25.0	25.0
Indicator value	8.9	9.0	9.1	9.3	9.5	9.8	9.9	9.9	10.5	9.8	9.8	10.0

Reactor Coolant System Leakage	4/14	5/14	6/14	7/14	8/14	9/14	10/14	11/14	12/14	1/15	2/15	3/15
Maximum leakage	2.640	2.670	2.643	2.672	2.712	2.775	2.840	2.840	3.003	3.093	3.042	3.095
Technical specification limit	25.0	25.0	25.0	25.0	25.0	25.0	25.0	25.0	25.0	25.0	25.0	25.0
Indicator value	10.6	10.7	10.6	10.7	10.8	11.1	11.4	11.4	12.0	12.4	12.2	12.4

Licensee Comments: none

Drill/Exercise Performance



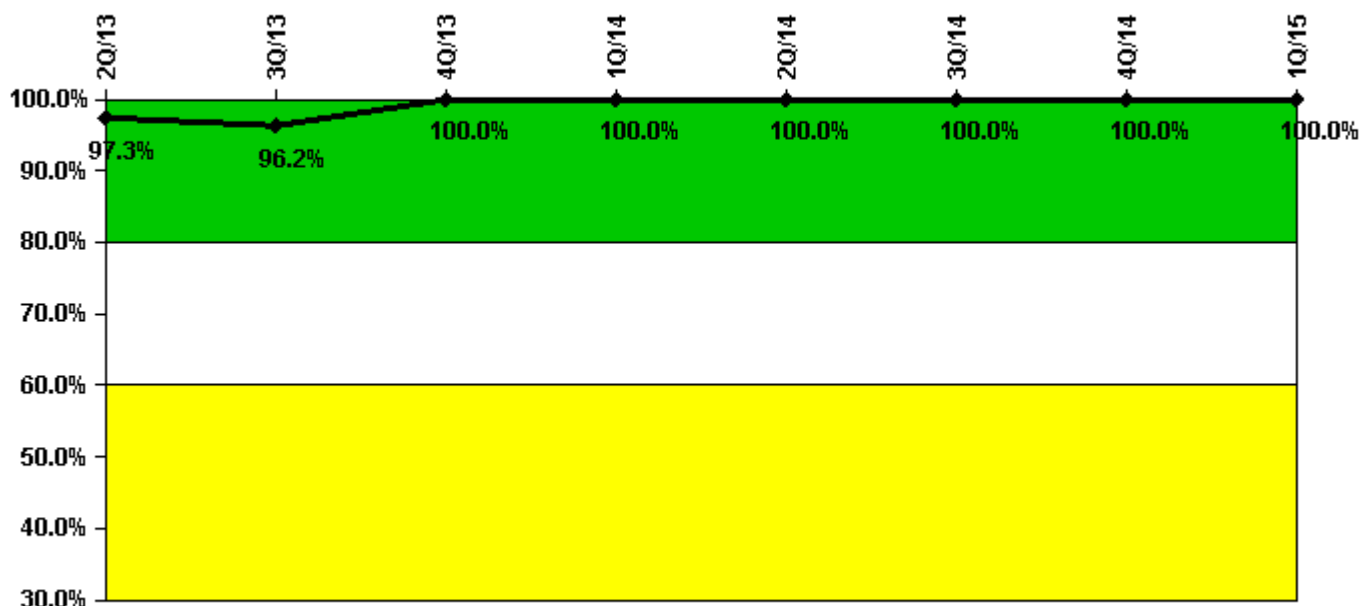
Thresholds: White < 90.0% Yellow < 70.0%

Notes

Drill/Exercise Performance	2Q/13	3Q/13	4Q/13	1Q/14	2Q/14	3Q/14	4Q/14	1Q/15
Successful opportunities	32.0	36.0	34.0	42.0	79.0	61.0	40.0	48.0
Total opportunities	33.0	36.0	34.0	42.0	80.0	63.0	40.0	48.0
Indicator value	98.1%	97.9%	98.0%	98.0%	98.5%	98.1%	98.2%	98.9%

Licensee Comments: none

ERO Drill Participation



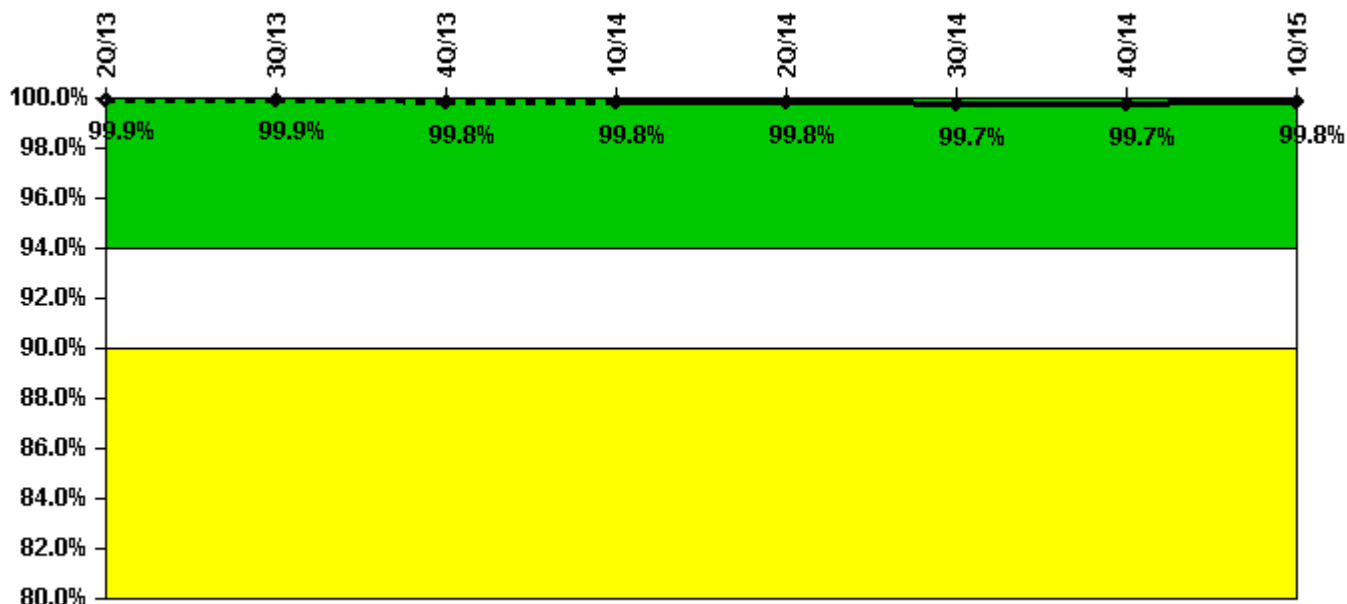
Thresholds: White < 80.0% Yellow < 60.0%

Notes

ERO Drill Participation	2Q/13	3Q/13	4Q/13	1Q/14	2Q/14	3Q/14	4Q/14	1Q/15
Participating Key personnel	71.0	76.0	80.0	76.0	78.0	78.0	80.0	74.0
Total Key personnel	73.0	79.0	80.0	76.0	78.0	78.0	80.0	74.0
Indicator value	97.3%	96.2%	100.0%	100.0%	100.0%	100.0%	100.0%	100.0%

Licensee Comments: none

Alert & Notification System



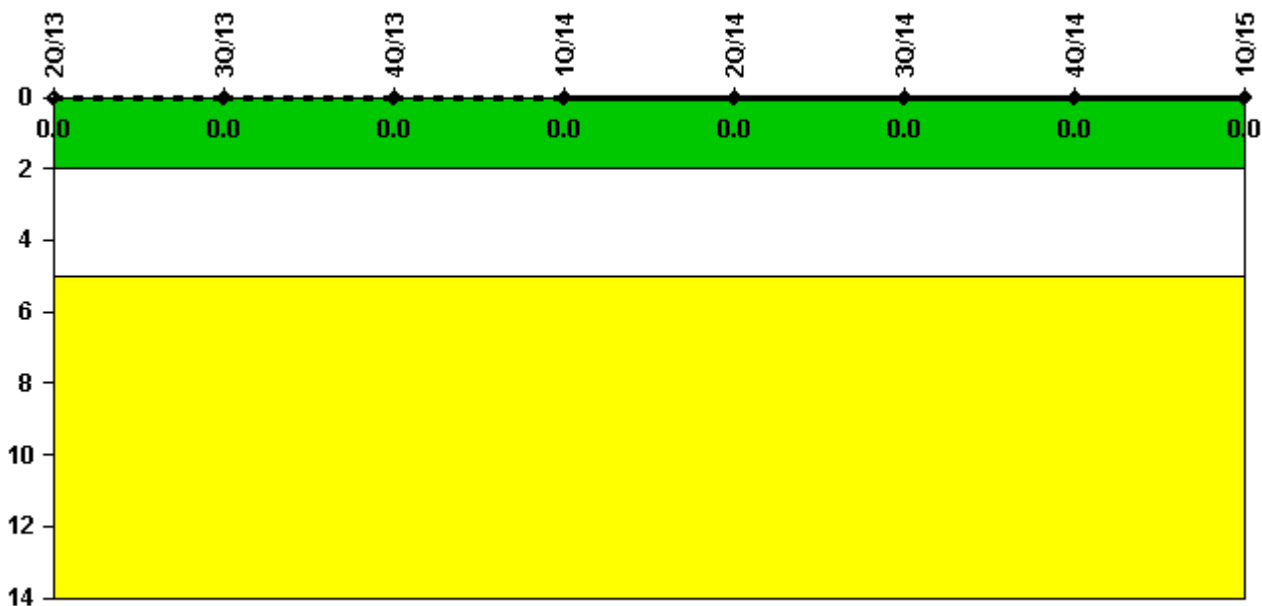
Thresholds: White < 94.0% Yellow < 90.0%

Notes

Alert & Notification System	2Q/13	3Q/13	4Q/13	1Q/14	2Q/14	3Q/14	4Q/14	1Q/15
Successful siren-tests	2938	2939	2933	2935	2939	2928	2940	2895
Total sirens-tests	2944	2944	2944	2940	2944	2944	2944	2898
Indicator value	99.9%	99.9%	99.8%	99.8%	99.8%	99.7%	99.7%	99.8%

Licensee Comments: none

Occupational Exposure Control Effectiveness



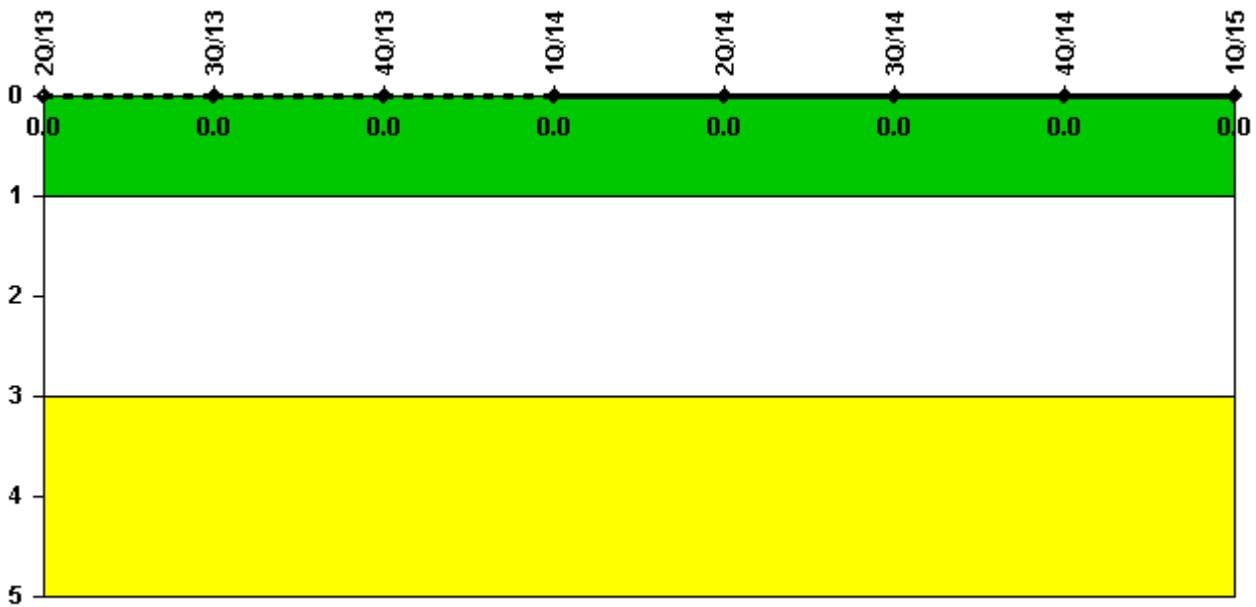
Thresholds: White > 2.0 Yellow > 5.0

Notes

Occupational Exposure Control Effectiveness	2Q/13	3Q/13	4Q/13	1Q/14	2Q/14	3Q/14	4Q/14	1Q/15
High radiation area occurrences	0	0	0	0	0	0	0	0
Very high radiation area occurrences	0	0	0	0	0	0	0	0
Unintended exposure occurrences	0	0	0	0	0	0	0	0
Indicator value	0	0	0	0	0	0	0	0

Licensee Comments: none

RETS/ODCM Radiological Effluent



Thresholds: White > 1.0 Yellow > 3.0

Notes

RETS/ODCM Radiological Effluent	2Q/13	3Q/13	4Q/13	1Q/14	2Q/14	3Q/14	4Q/14	1Q/15
RETS/ODCM occurrences	0	0	0	0	0	0	0	0
Indicator value	0	0	0	0	0	0	0	0

Licensee Comments: none

Although the Security Cornerstone is included in the Reactor Oversight Process assessment program, the Commission has decided that specific information related to findings and performance indicators pertaining to the Security Cornerstone will not be publicly available to ensure that security information is not provided to a possible adversary. Other than the fact that a finding or performance indicator is Green or Greater-Than-Green, security related information will not be displayed on the public web page.

 [Action Matrix Summary](#) | [Inspection Findings Summary](#) | [PI Summary](#) | [Reactor Oversight Process](#)

Last Modified: April 23, 2015