

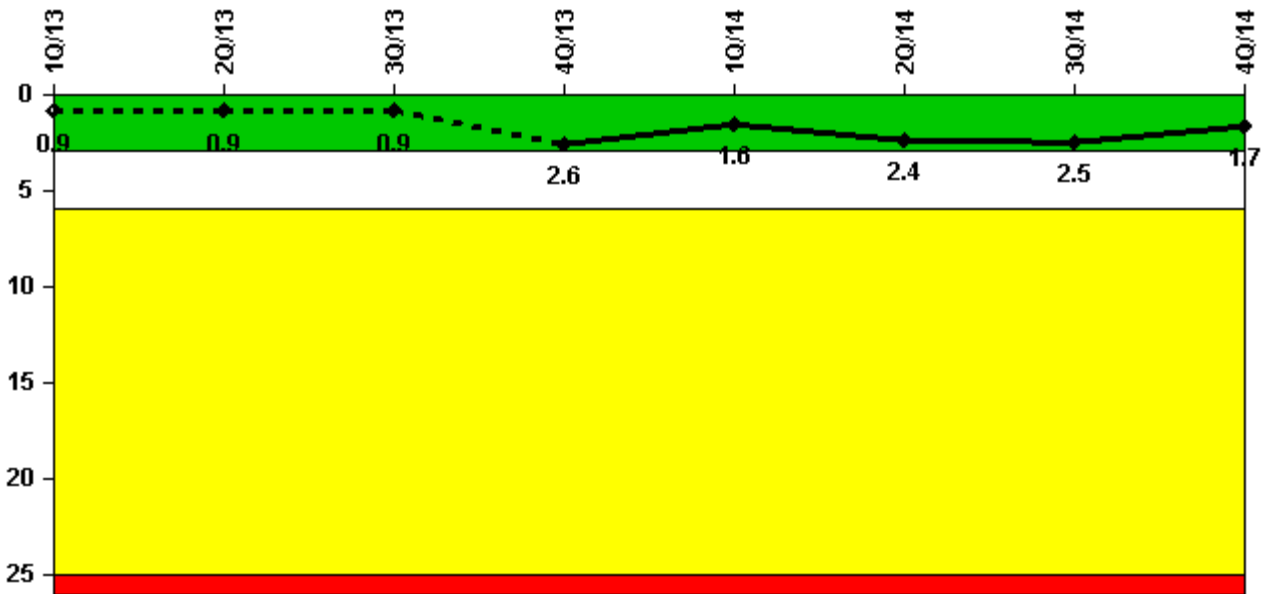
## Vogtle 2

### 4Q/2014 Performance Indicators

The solid trend line represents the current reporting period.

Licensee's General Comments: none

#### Unplanned Scrams per 7000 Critical Hrs



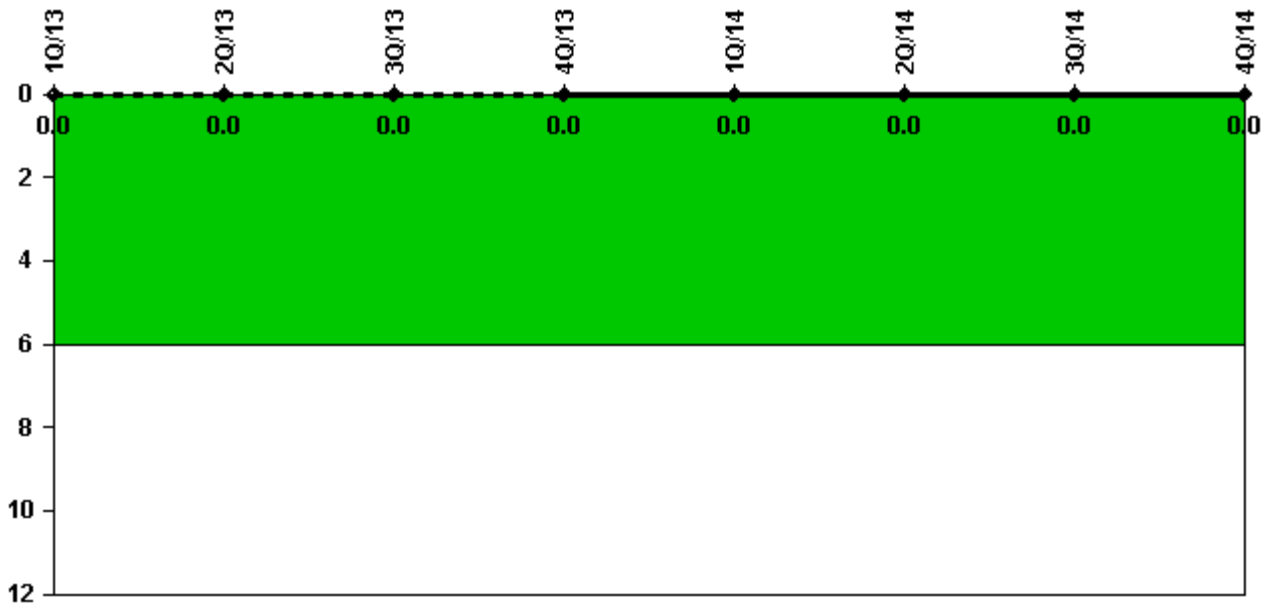
Thresholds: White > 3.0 Yellow > 6.0 Red > 25.0

#### Notes

Unplanned Scrams per 7000 Critical Hrs	1Q/13	2Q/13	3Q/13	4Q/13	1Q/14	2Q/14	3Q/14	4Q/14
Unplanned scrams	1.0	0	0	2.0	0	1.0	0	1.0
Critical hours	1606.0	1992.6	2208.0	2129.6	2159.0	2149.0	1811.0	1916.1
<b>Indicator value</b>	<b>0.9</b>	<b>0.9</b>	<b>0.9</b>	<b>2.6</b>	<b>1.6</b>	<b>2.4</b>	<b>2.5</b>	<b>1.7</b>

Licensee Comments: none

### Unplanned Power Changes per 7000 Critical Hrs



Thresholds: White > 6.0

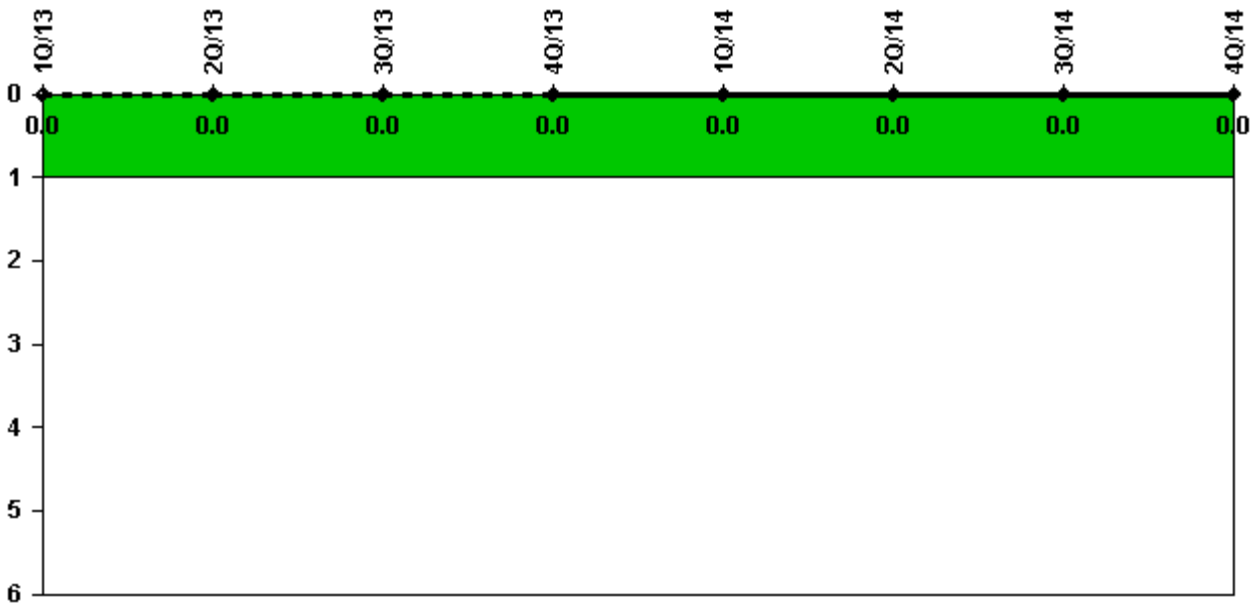
#### Notes

Unplanned Power Changes per 7000 Critical Hrs	1Q/13	2Q/13	3Q/13	4Q/13	1Q/14	2Q/14	3Q/14	4Q/14
Unplanned power changes	0	0	0	0	0	0	0	0
Critical hours	1606.0	1992.6	2208.0	2129.6	2159.0	2149.0	1811.0	1916.1
<b>Indicator value</b>	<b>0</b>	<b>0</b>	<b>0</b>	<b>0</b>	<b>0</b>	<b>0</b>	<b>0</b>	<b>0</b>

Licensee Comments:

3Q/14: Notice of Enforcement Discretion (NOED No. 14-2-03) dated August 27, 2014, was received by Plant Vogtle which allowed Unit 2 to continue operation beyond the Technical Specification limit for Unit shutdown to complete repairs on 2B Containment Spray Pump. An unplanned power change of greater than 20% would have been reported without this NOED from the NRC.

### Unplanned Scrams with Complications



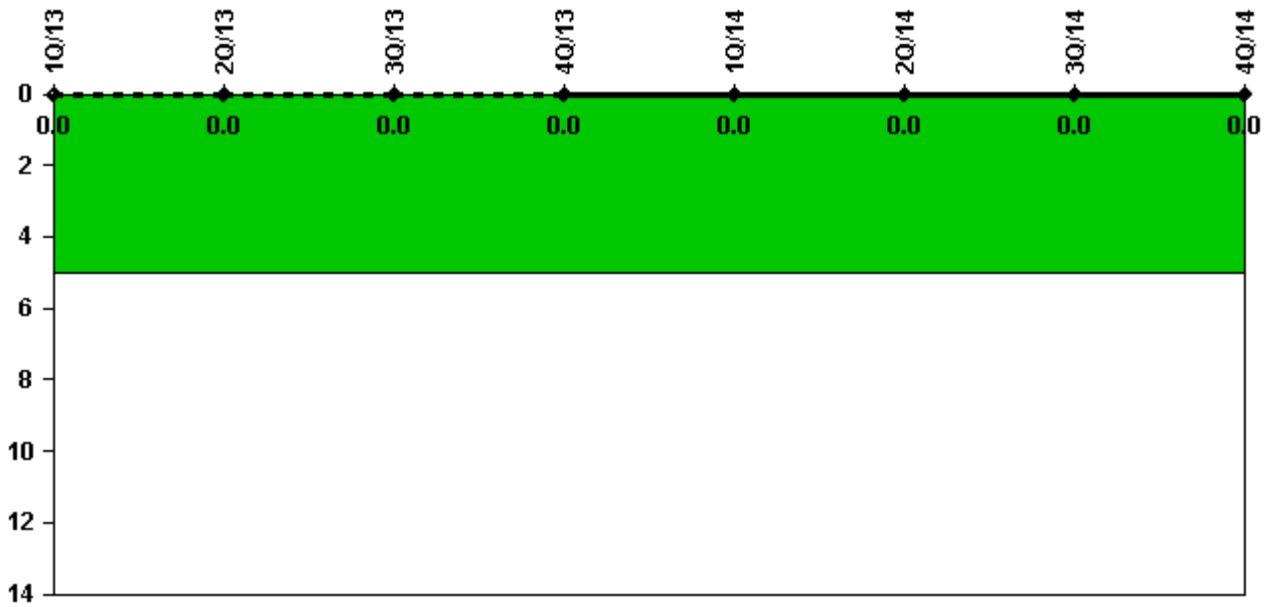
Thresholds: White > 1.0

#### Notes

Unplanned Scrams with Complications	1Q/13	2Q/13	3Q/13	4Q/13	1Q/14	2Q/14	3Q/14	4Q/14
Scrams with complications	0	0	0	0	0	0	0	0
<b>Indicator value</b>	<b>0.0</b>	<b>0.0</b>	<b>0.0</b>	<b>0.0</b>	<b>0.0</b>	<b>0.0</b>	<b>0.0</b>	<b>0.0</b>

Licensee Comments: none

### Safety System Functional Failures (PWR)



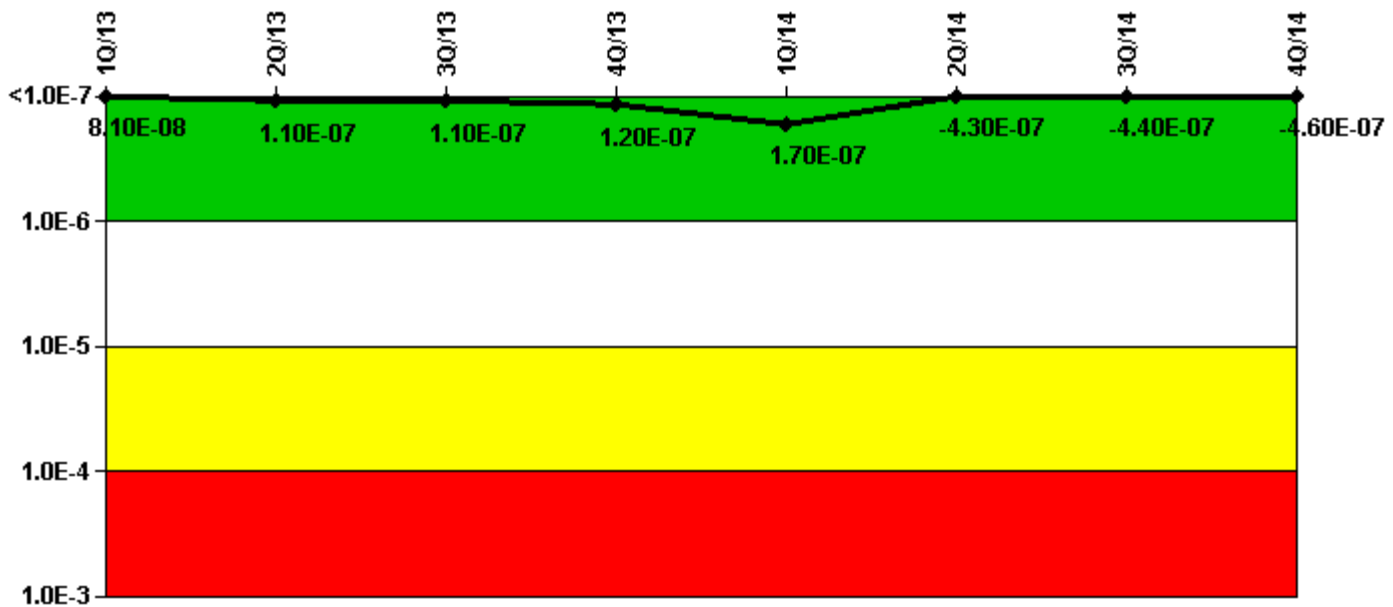
Thresholds: White > 5.0

#### Notes

Safety System Functional Failures (PWR)	1Q/13	2Q/13	3Q/13	4Q/13	1Q/14	2Q/14	3Q/14	4Q/14
Safety System Functional Failures	0	0	0	0	0	0	0	0
<b>Indicator value</b>	<b>0</b>	<b>0</b>	<b>0</b>	<b>0</b>	<b>0</b>	<b>0</b>	<b>0</b>	<b>0</b>

Licensee Comments: none

### Mitigating Systems Performance Index, Emergency AC Power System



Thresholds: White > 1.00E-6 Yellow > 1.00E-5 Red > 1.00E-4

#### Notes

Mitigating Systems Performance Index, Emergency AC Power System	1Q/13	2Q/13	3Q/13	4Q/13	1Q/14	2Q/14	3Q/14	4Q/14
UAI ( $\Delta$ CDF)	9.54E-09	2.30E-08	2.30E-08	2.34E-08	2.90E-08	-2.15E-08	-2.13E-08	-6.29E-08
URI ( $\Delta$ CDF)	7.16E-08	8.78E-08	9.12E-08	9.57E-08	1.37E-07	-4.06E-07	-4.14E-07	-4.00E-07
PLE	NO	NO	NO	NO	NO	NO	NO	NO
Indicator value	8.10E-08	1.10E-07	1.10E-07	1.20E-07	1.70E-07	-4.30E-07	-4.40E-07	-4.60E-07

Licensee Comments:

1Q/14: Risk Cap Invoked.

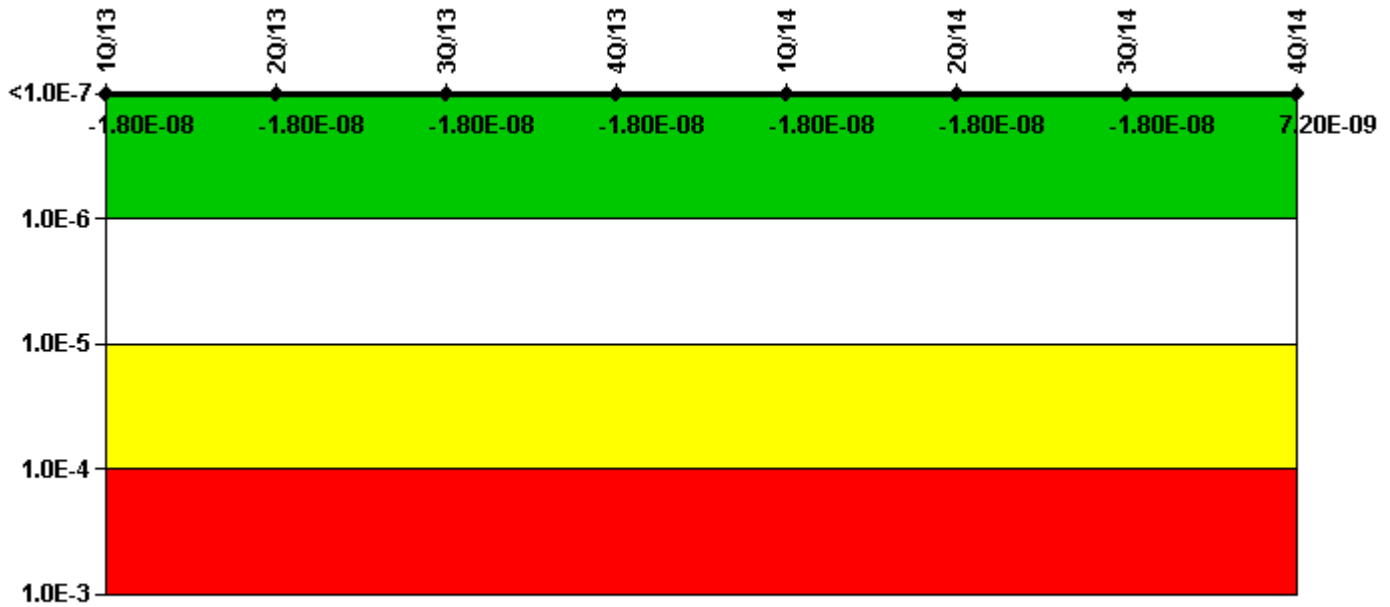
4Q/13: Risk Cap Invoked.

3Q/13: Risk Cap Invoked.

2Q/13: Risk Cap Invoked.

1Q/13: Risk Cap Invoked.

### Mitigating Systems Performance Index, High Pressure Injection System




Thresholds: White > 1.00E-6 Yellow > 1.00E-5 Red > 1.00E-4

#### Notes

Mitigating Systems Performance Index, High Pressure Injection System	1Q/13	2Q/13	3Q/13	4Q/13	1Q/14	2Q/14	3Q/14	4Q/14
UAI ( $\Delta$ CDF)	-6.07E-09	-6.14E-09	-6.14E-09	-6.15E-09	-6.15E-09	-6.15E-09	-5.77E-09	-6.15E-09
URI ( $\Delta$ CDF)	-1.18E-08	-1.17E-08	-1.17E-08	-1.16E-08	-1.16E-08	-1.17E-08	-1.26E-08	1.33E-08
PLE	NO	NO	NO	NO	NO	NO	NO	NO
Indicator value	-1.80E-08	-1.80E-08	-1.80E-08	-1.80E-08	-1.80E-08	-1.80E-08	-1.80E-08	7.20E-09

Licensee Comments: none

### Mitigating Systems Performance Index, Heat Removal System



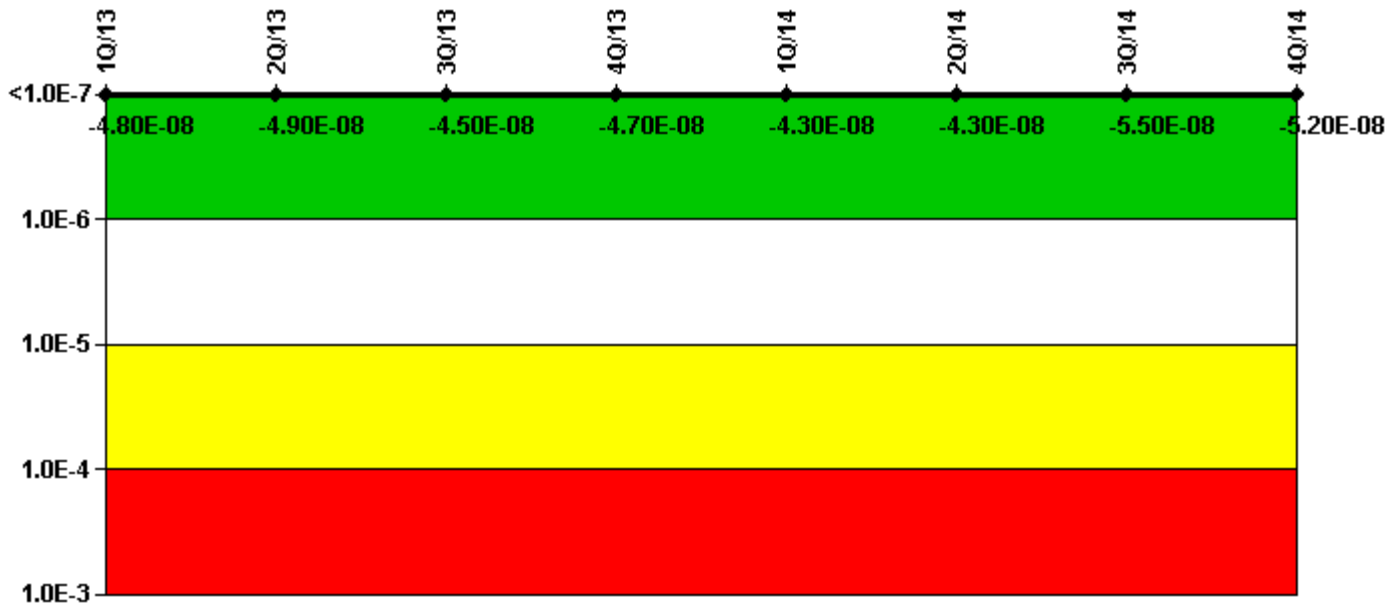
Thresholds: White > 1.00E-6 Yellow > 1.00E-5 Red > 1.00E-4

#### Notes

Mitigating Systems Performance Index, Heat Removal System	1Q/13	2Q/13	3Q/13	4Q/13	1Q/14	2Q/14	3Q/14	4Q/14
UAI ( $\Delta$ CDF)	1.03E-08	1.14E-07	1.11E-07	1.13E-07	1.28E-07	1.25E-07	1.14E-08	1.14E-07
URI ( $\Delta$ CDF)	-1.52E-07	-1.58E-07	-1.58E-07	-1.76E-07	-1.76E-07	-1.81E-07	-1.80E-07	-3.35E-07
PLE	NO	NO	NO	NO	NO	NO	NO	NO
Indicator value	-1.40E-07	-4.40E-08	-4.60E-08	-6.30E-08	-4.80E-08	-5.60E-08	-1.70E-07	-2.20E-07

Licensee Comments: none

### Mitigating Systems Performance Index, Residual Heat Removal System



Thresholds: White > 1.00E-6 Yellow > 1.00E-5 Red > 1.00E-4


#### Notes

Mitigating Systems Performance Index, Residual Heat Removal System	1Q/13	2Q/13	3Q/13	4Q/13	1Q/14	2Q/14	3Q/14	4Q/14
UAI ( $\Delta$ CDF)	-5.00E-09	-4.82E-09	-8.65E-10	-3.02E-09	1.13E-09	1.09E-09	-1.01E-08	-9.81E-09
URI ( $\Delta$ CDF)	-4.32E-08	-4.37E-08	-4.38E-08	-4.39E-08	-4.40E-08	-4.40E-08	-4.49E-08	-4.21E-08
PLE	NO	NO	NO	NO	NO	NO	NO	NO
Indicator value	-4.80E-08	-4.90E-08	-4.50E-08	-4.70E-08	-4.30E-08	-4.30E-08	-5.50E-08	-5.20E-08

Licensee Comments: none



### Mitigating Systems Performance Index, Cooling Water Systems



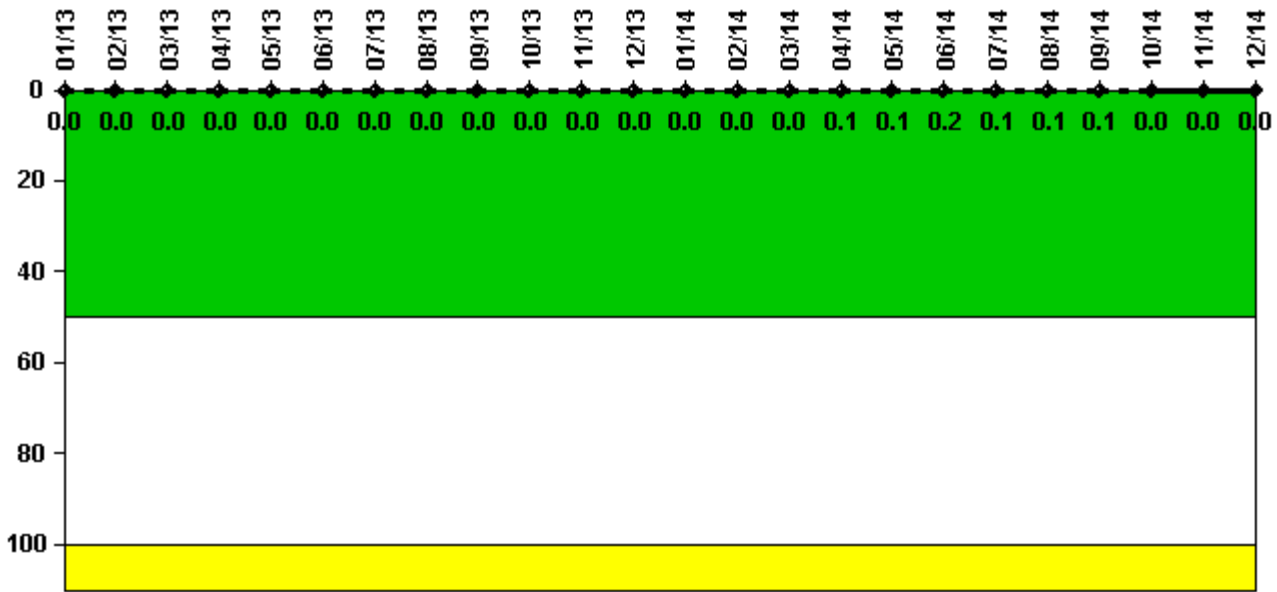
Thresholds: White > 1.00E-6 Yellow > 1.00E-5 Red > 1.00E-4

#### Notes

Mitigating Systems Performance Index, Cooling Water Systems	1Q/13	2Q/13	3Q/13	4Q/13	1Q/14	2Q/14	3Q/14	4Q/14
UAI ( $\Delta$ CDF)	-1.61E-07	-1.74E-07	-1.79E-07	-1.77E-07	-1.76E-07	-1.76E-07	-1.74E-07	-1.79E-07
URI ( $\Delta$ CDF)	-2.20E-08	-2.21E-08	-8.22E-08	-8.12E-08	-8.13E-08	-8.14E-08	-8.21E-08	-8.20E-08
PLE	NO	NO	NO	NO	NO	NO	NO	NO
Indicator value	-1.80E-07	-2.00E-07	-2.60E-07	-2.60E-07	-2.60E-07	-2.60E-07	-2.60E-07	-2.60E-07

Licensee Comments: none

### Reactor Coolant System Activity



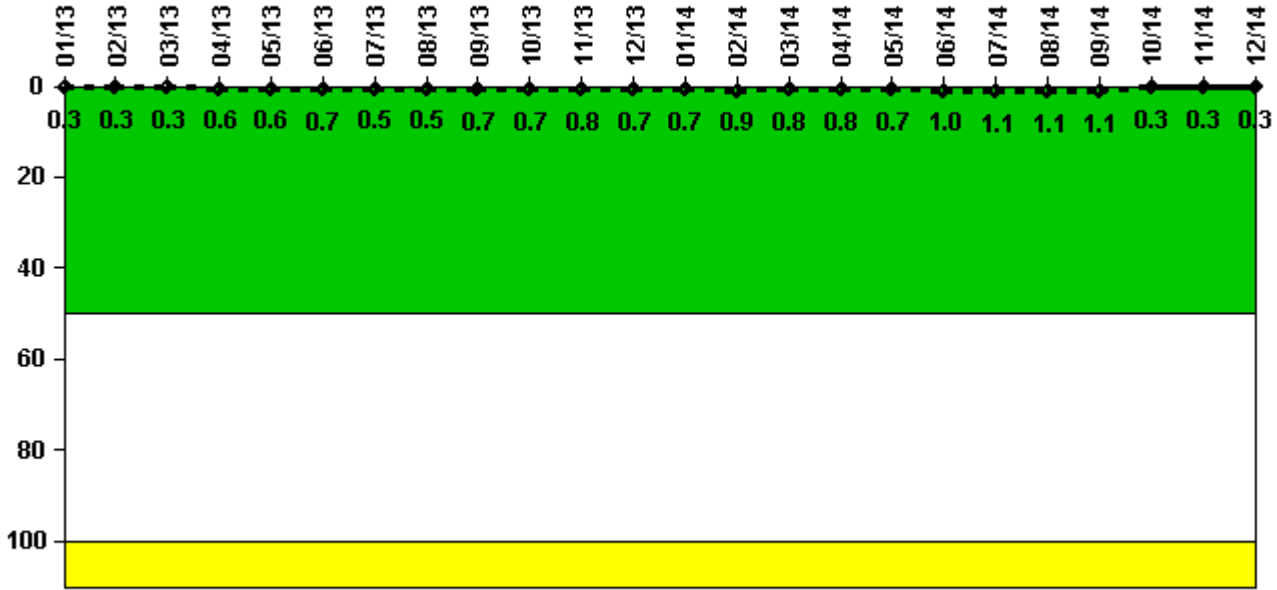
Thresholds: White > 50.0 Yellow > 100.0

### Notes

Reactor Coolant System Activity	1/13	2/13	3/13	4/13	5/13	6/13	7/13	8/13	9/13	10/13	11/13	12/13
Maximum activity	0.000468	0.000484	0.000484	0.000064	0.000083	0.000098	0.000084	0.000081	0.000081	0.000099	0.000097	0.000106
Technical specification limit	1.0	1.0	1.0	1.0	1.0	1.0	1.0	1.0	1.0	1.0	1.0	1.0
Indicator value	0	0	0	0	0	0	0	0	0	0	0	0
Reactor Coolant System Activity	1/14	2/14	3/14	4/14	5/14	6/14	7/14	8/14	9/14	10/14	11/14	12/14
Maximum activity	0.000131	0.000115	0.000113	0.000529	0.000532	0.001737	0.000973	0.000963	0.000907	0.000213	0.000204	0.000226
Technical specification limit	1.0	1.0	1.0	1.0	1.0	1.0	1.0	1.0	1.0	1.0	1.0	1.0
Indicator value	0	0	0	0.1	0.1	0.2	0.1	0.1	0.1	0	0	0

Licensee Comments: none

### Reactor Coolant System Leakage



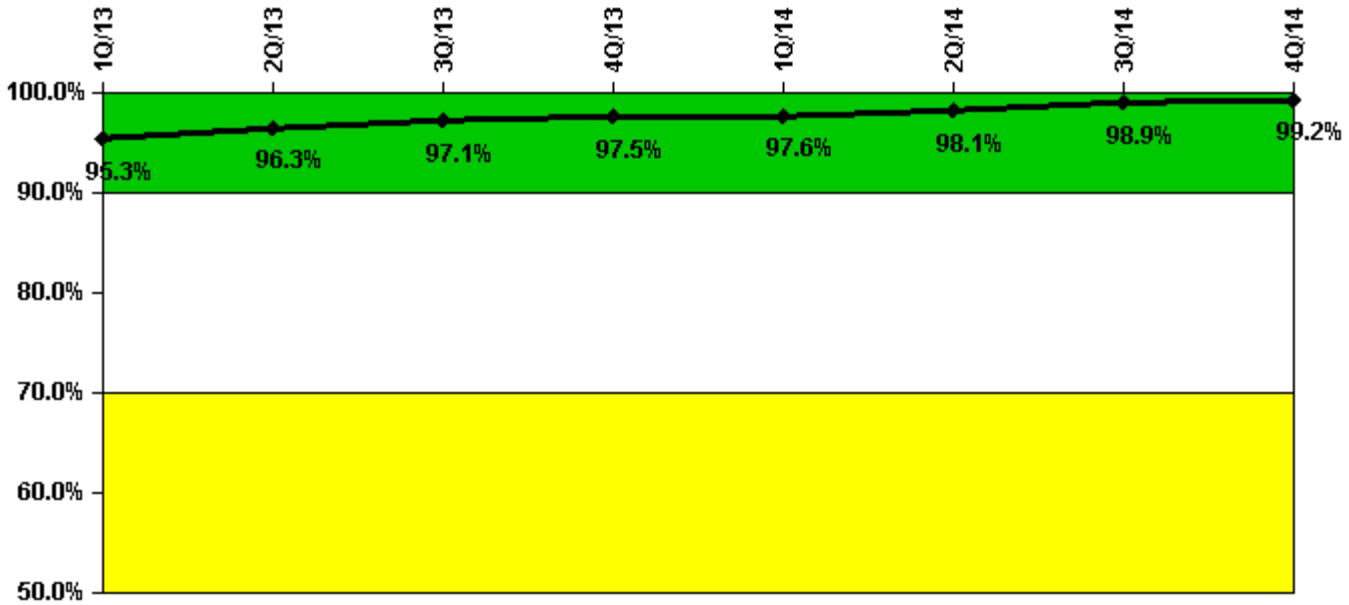
Thresholds: White > 50.0 Yellow > 100.0

### Notes

Reactor Coolant System Leakage	1/13	2/13	3/13	4/13	5/13	6/13	7/13	8/13	9/13	10/13	11/13	12/13
Maximum leakage	0.032	0.028	0.025	0.057	0.059	0.065	0.047	0.052	0.065	0.070	0.075	0.074
Technical specification limit	10.0	10.0	10.0	10.0	10.0	10.0	10.0	10.0	10.0	10.0	10.0	10.0
Indicator value	<b>0.3</b>	<b>0.3</b>	<b>0.3</b>	<b>0.6</b>	<b>0.6</b>	<b>0.7</b>	<b>0.5</b>	<b>0.5</b>	<b>0.7</b>	<b>0.7</b>	<b>0.8</b>	<b>0.7</b>
Reactor Coolant System Leakage	1/14	2/14	3/14	4/14	5/14	6/14	7/14	8/14	9/14	10/14	11/14	12/14
Maximum leakage	0.074	0.089	0.080	0.083	0.072	0.098	0.106	0.110	0.106	0.025	0.030	0.026
Technical specification limit	10.0	10.0	10.0	10.0	10.0	10.0	10.0	10.0	10.0	10.0	10.0	10.0
Indicator value	<b>0.7</b>	<b>0.9</b>	<b>0.8</b>	<b>0.8</b>	<b>0.7</b>	<b>1.0</b>	<b>1.1</b>	<b>1.1</b>	<b>1.1</b>	<b>0.3</b>	<b>0.3</b>	<b>0.3</b>

Licensee Comments: none

### Drill/Exercise Performance



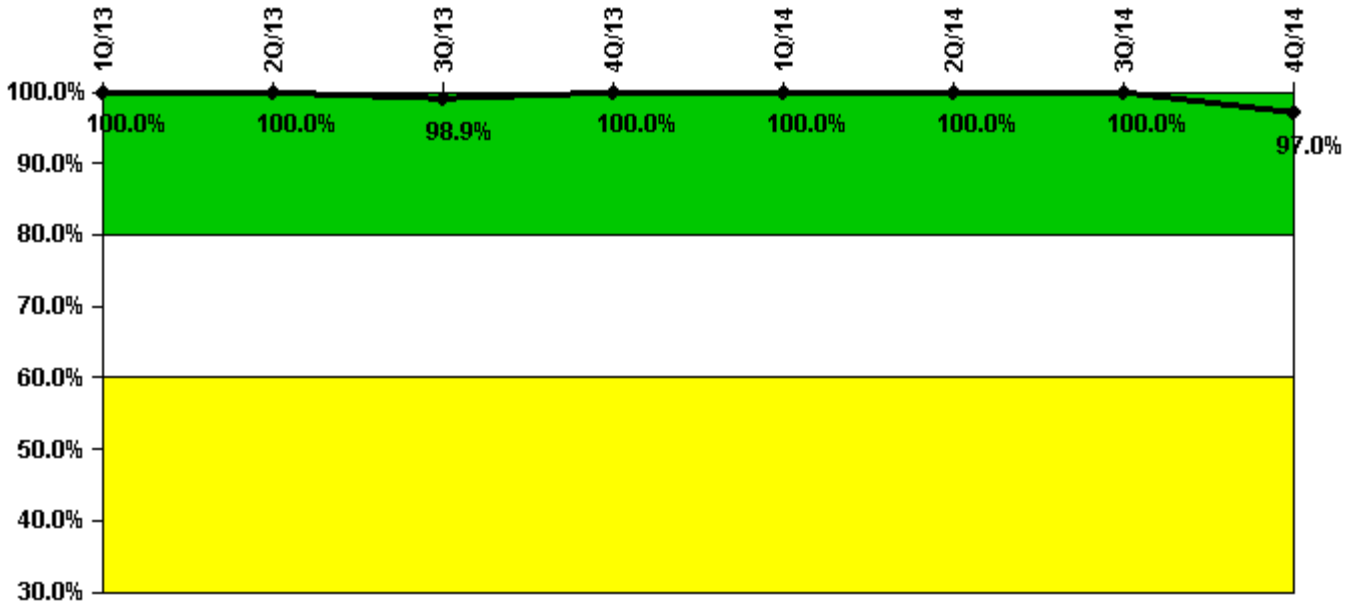
Thresholds: White < 90.0% Yellow < 70.0%

#### Notes

Drill/Exercise Performance	1Q/13	2Q/13	3Q/13	4Q/13	1Q/14	2Q/14	3Q/14	4Q/14
Successful opportunities	40.0	67.0	71.0	53.0	37.0	46.0	31.0	28.0
Total opportunities	40.0	67.0	72.0	53.0	37.0	47.0	31.0	29.0
Indicator value	95.3%	96.3%	97.1%	97.5%	97.6%	98.1%	98.9%	99.2%

Licensee Comments: none

### ERO Drill Participation



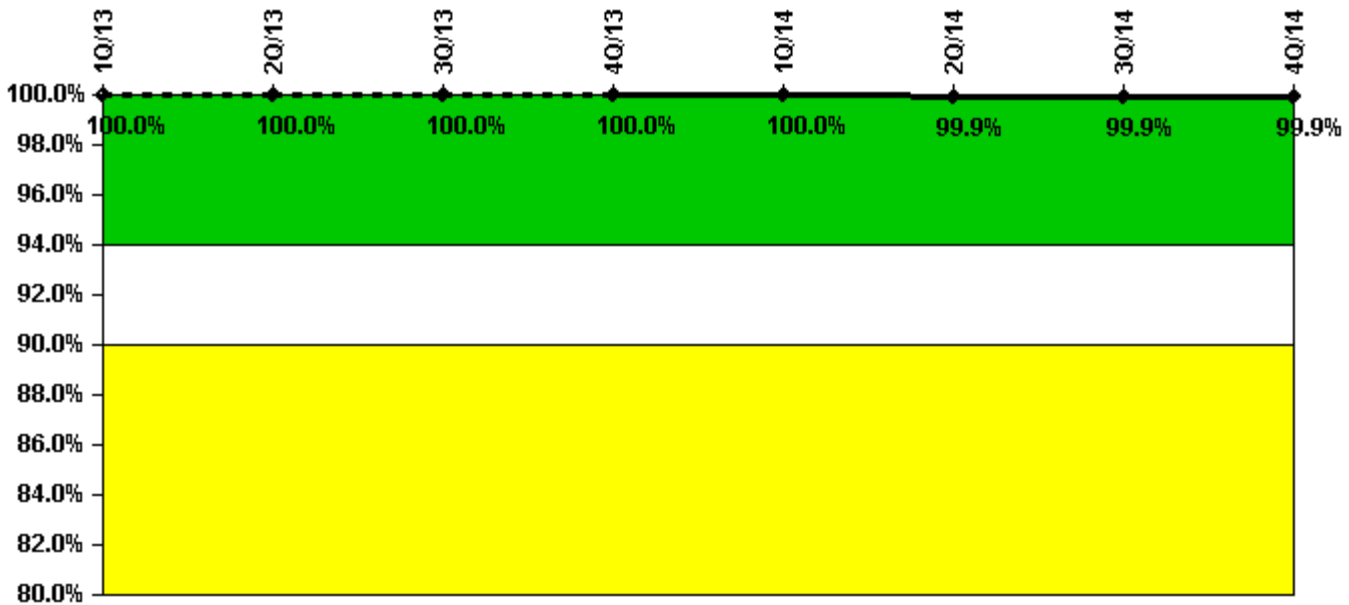
Thresholds: White < 80.0% Yellow < 60.0%

#### Notes

ERO Drill Participation	1Q/13	2Q/13	3Q/13	4Q/13	1Q/14	2Q/14	3Q/14	4Q/14
Participating Key personnel	116.0	92.0	94.0	95.0	96.0	94.0	93.0	97.0
Total Key personnel	116.0	92.0	95.0	95.0	96.0	94.0	93.0	100.0
Indicator value	100.0%	100.0%	98.9%	100.0%	100.0%	100.0%	100.0%	97.0%

Licensee Comments: none

### Alert & Notification System



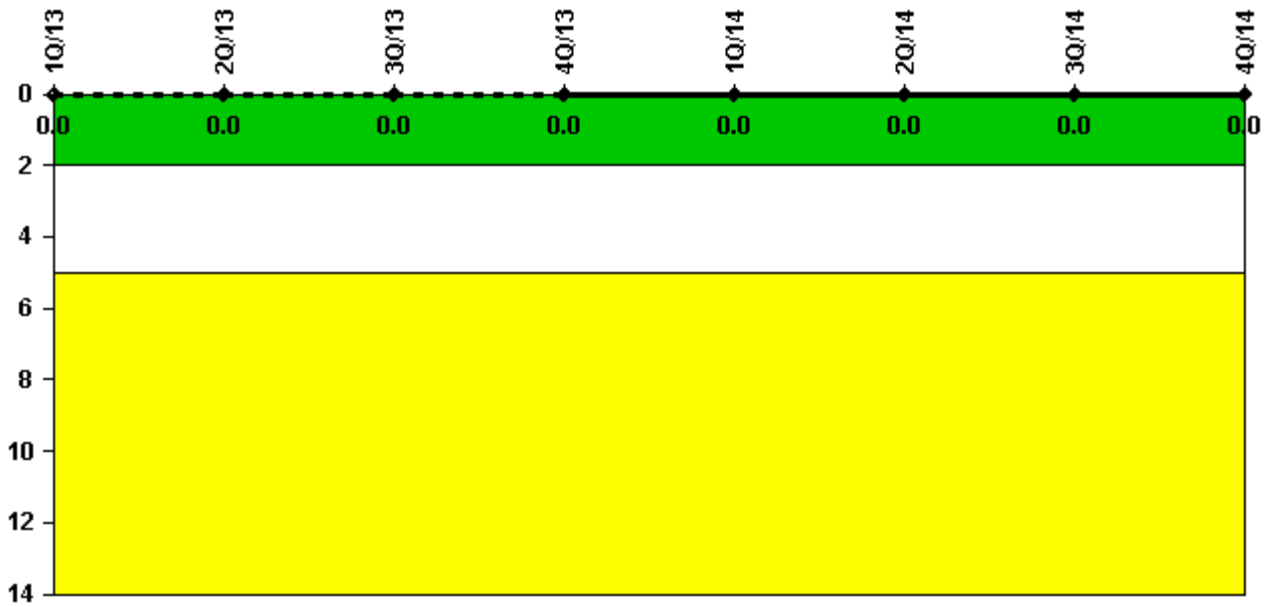
Thresholds: White < 94.0% Yellow < 90.0%

#### Notes

Alert & Notification System	1Q/13	2Q/13	3Q/13	4Q/13	1Q/14	2Q/14	3Q/14	4Q/14
Successful siren-tests	564	611	658	611	610	610	611	610
Total sirens-tests	564	611	658	611	611	611	611	611
Indicator value	100.0%	100.0%	100.0%	100.0%	100.0%	99.9%	99.9%	99.9%

Licensee Comments: none

### Occupational Exposure Control Effectiveness



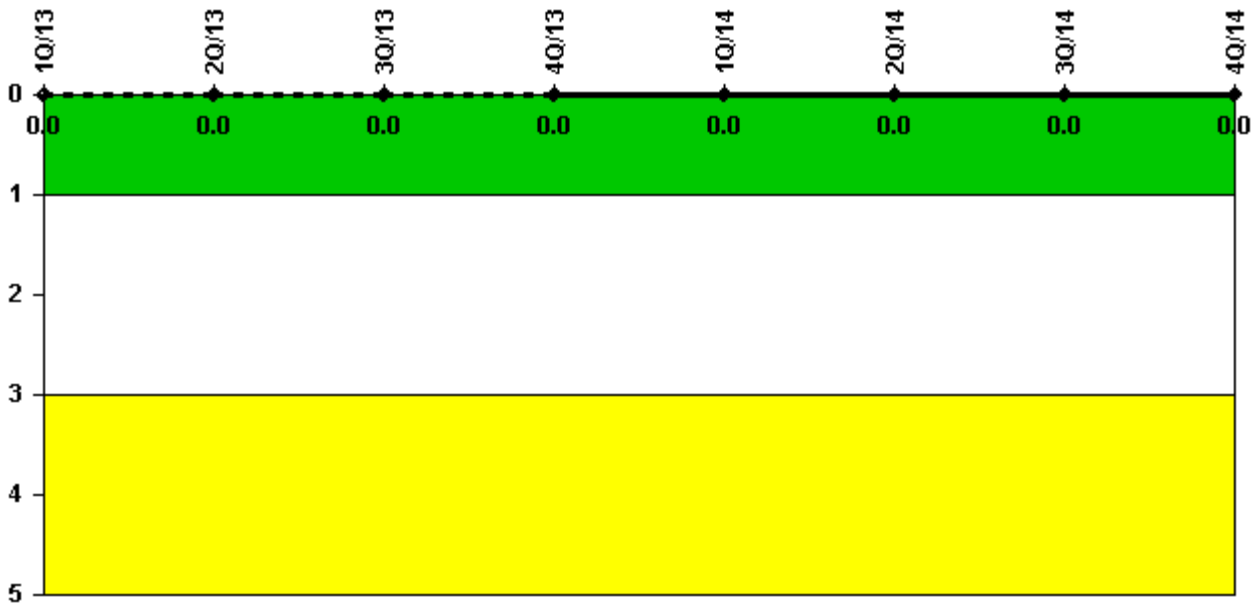
Thresholds: White > 2.0 Yellow > 5.0

#### Notes

Occupational Exposure Control Effectiveness	1Q/13	2Q/13	3Q/13	4Q/13	1Q/14	2Q/14	3Q/14	4Q/14
High radiation area occurrences	0	0	0	0	0	0	0	0
Very high radiation area occurrences	0	0	0	0	0	0	0	0
Unintended exposure occurrences	0	0	0	0	0	0	0	0
<b>Indicator value</b>	<b>0</b>	<b>0</b>	<b>0</b>	<b>0</b>	<b>0</b>	<b>0</b>	<b>0</b>	<b>0</b>

Licensee Comments: none

### RETS/ODCM Radiological Effluent



Thresholds: White > 1.0 Yellow > 3.0

#### Notes

RETS/ODCM Radiological Effluent	1Q/13	2Q/13	3Q/13	4Q/13	1Q/14	2Q/14	3Q/14	4Q/14
RETS/ODCM occurrences	0	0	0	0	0	0	0	0
<b>Indicator value</b>	<b>0</b>	<b>0</b>	<b>0</b>	<b>0</b>	<b>0</b>	<b>0</b>	<b>0</b>	<b>0</b>

Licensee Comments: none

Although the Security Cornerstone is included in the Reactor Oversight Process assessment program, the Commission has decided that specific information related to findings and performance indicators pertaining to the Security Cornerstone will not be publicly available to ensure that security information is not provided to a possible adversary. Other than the fact that a finding or performance indicator is Green or Greater-Than-Green, security related information will not be displayed on the public web page.



 [Action Matrix Summary](#) | [Inspection Findings Summary](#) | [PI Summary](#) | [Reactor Oversight Process](#)

*Last Modified: February 3, 2015*