

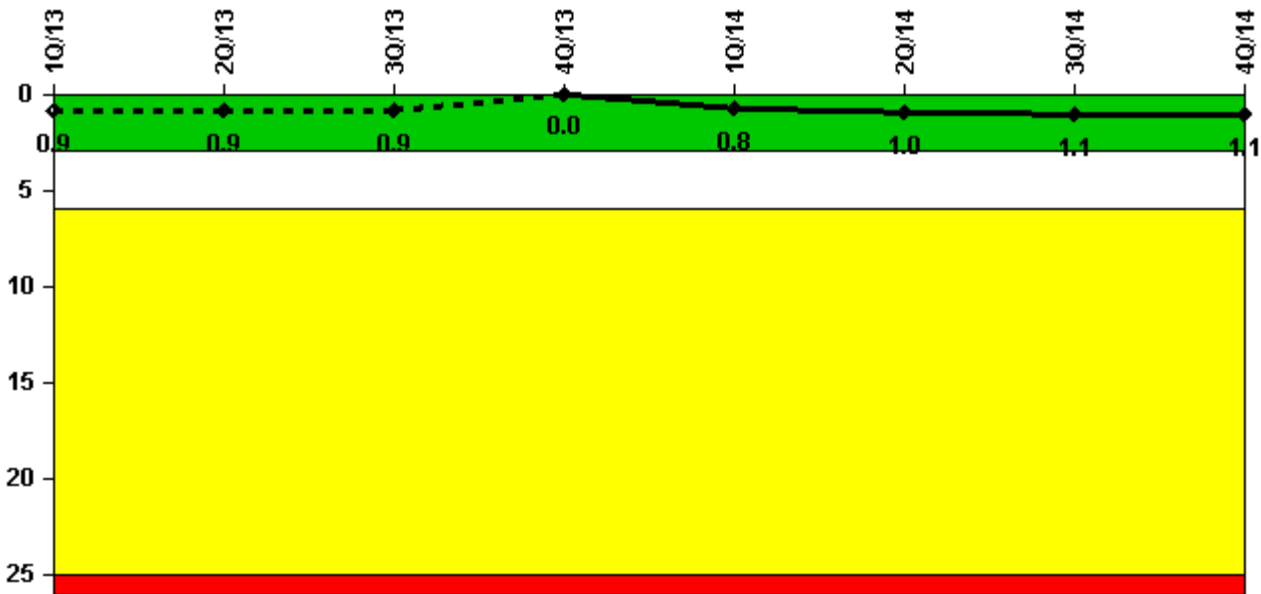
## Salem 2

### 4Q/2014 Performance Indicators

The solid trend line represents the current reporting period.

Licensee's General Comments: none

#### Unplanned Scrams per 7000 Critical Hrs



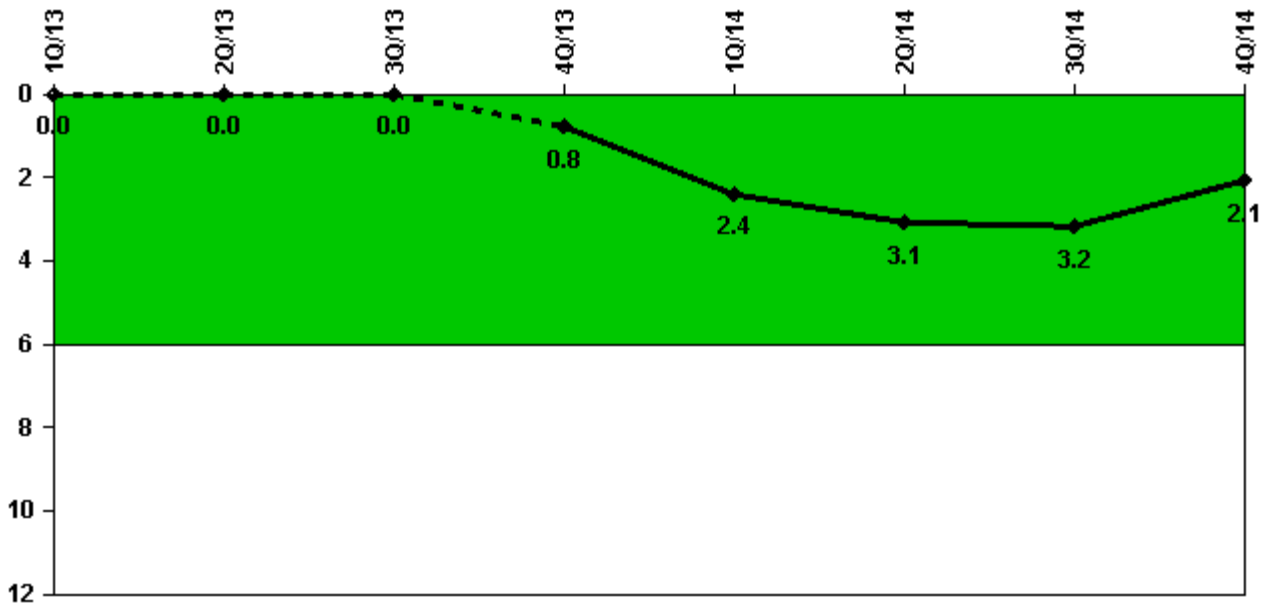
Thresholds: White > 3.0 Yellow > 6.0 Red > 25.0

#### Notes

Unplanned Scrams per 7000 Critical Hrs	1Q/13	2Q/13	3Q/13	4Q/13	1Q/14	2Q/14	3Q/14	4Q/14
Unplanned scrams	0	0	0	0	1.0	0	0	0
Critical hours	2159.0	2184.0	2208.0	2209.0	2121.9	284.0	1913.8	2209.0
<b>Indicator value</b>	<b>0.9</b>	<b>0.9</b>	<b>0.9</b>	<b>0</b>	<b>0.8</b>	<b>1.0</b>	<b>1.1</b>	<b>1.1</b>

Licensee Comments: none

### Unplanned Power Changes per 7000 Critical Hrs



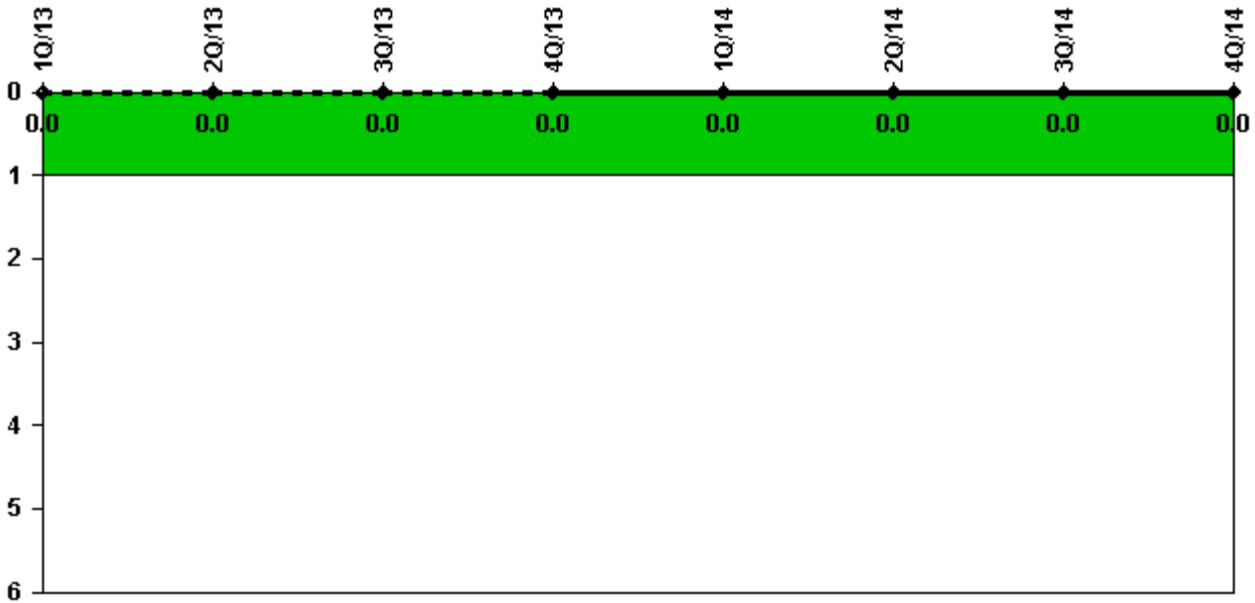
Thresholds: White > 6.0

#### Notes

Unplanned Power Changes per 7000 Critical Hrs	1Q/13	2Q/13	3Q/13	4Q/13	1Q/14	2Q/14	3Q/14	4Q/14
Unplanned power changes	0	0	0	1.0	2.0	0	0	0
Critical hours	2159.0	2184.0	2208.0	2209.0	2121.9	284.0	1913.8	2209.0
<b>Indicator value</b>	<b>0</b>	<b>0</b>	<b>0</b>	<b>0.8</b>	<b>2.4</b>	<b>3.1</b>	<b>3.2</b>	<b>2.1</b>

Licensee Comments: none

### Unplanned Scrams with Complications



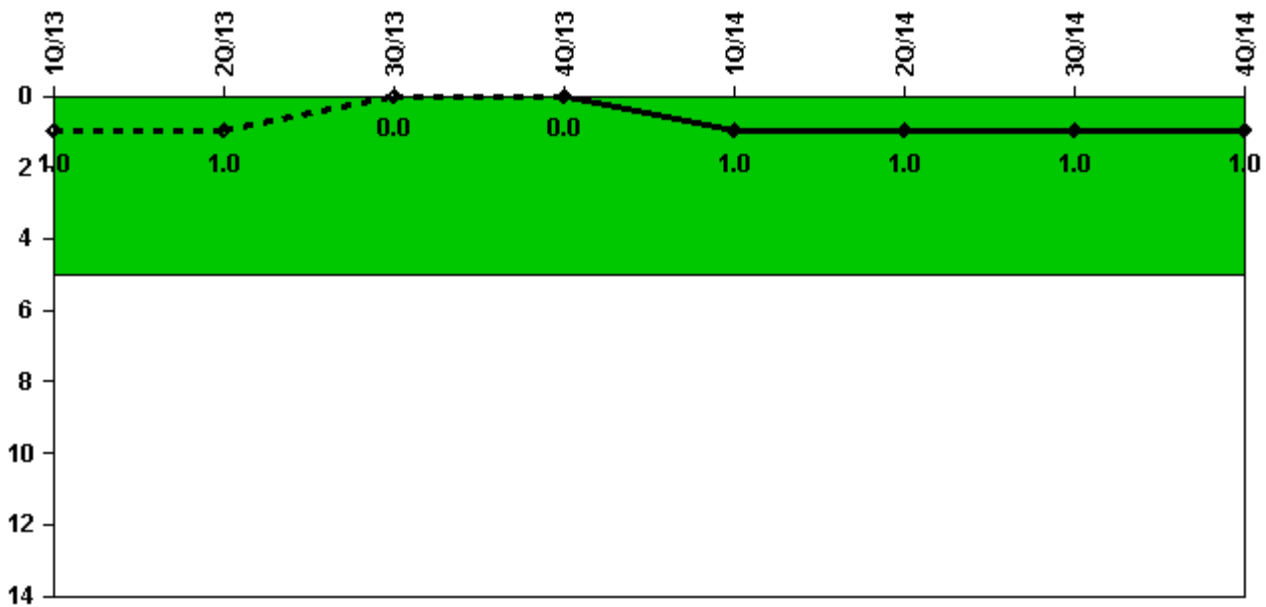
Thresholds: White > 1.0

#### Notes

Unplanned Scrams with Complications	1Q/13	2Q/13	3Q/13	4Q/13	1Q/14	2Q/14	3Q/14	4Q/14
Scrams with complications	0	0	0	0	0	0	0	0
<b>Indicator value</b>	<b>0.0</b>	<b>0.0</b>	<b>0.0</b>	<b>0.0</b>	<b>0.0</b>	<b>0.0</b>	<b>0.0</b>	<b>0.0</b>

Licensee Comments: none

### Safety System Functional Failures (PWR)



Thresholds: White > 5.0

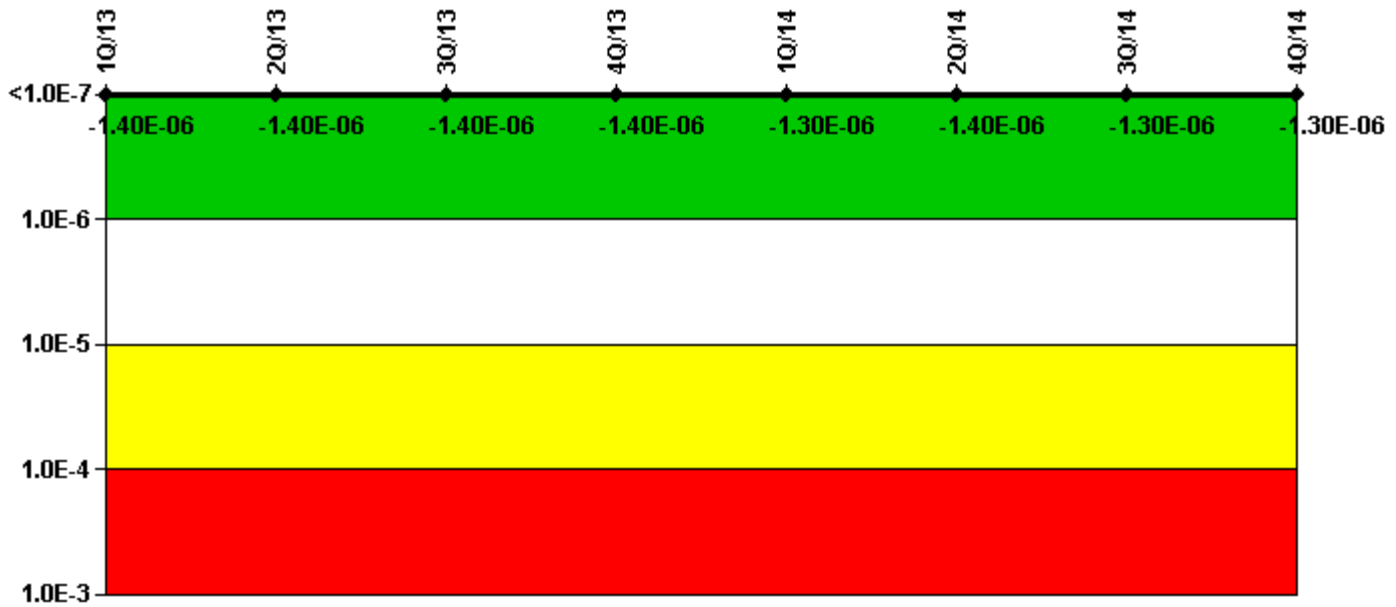
#### Notes

Safety System Functional Failures (PWR)	1Q/13	2Q/13	3Q/13	4Q/13	1Q/14	2Q/14	3Q/14	4Q/14
Safety System Functional Failures	0	0	0	0	1	0	0	0
<b>Indicator value</b>	<b>1</b>	<b>1</b>	<b>0</b>	<b>0</b>	<b>1</b>	<b>1</b>	<b>1</b>	<b>1</b>

Licensee Comments:

1Q/14: LER 272/2014-001-00.

### Mitigating Systems Performance Index, Emergency AC Power System



Thresholds: White > 1.00E-6 Yellow > 1.00E-5 Red > 1.00E-4

#### Notes

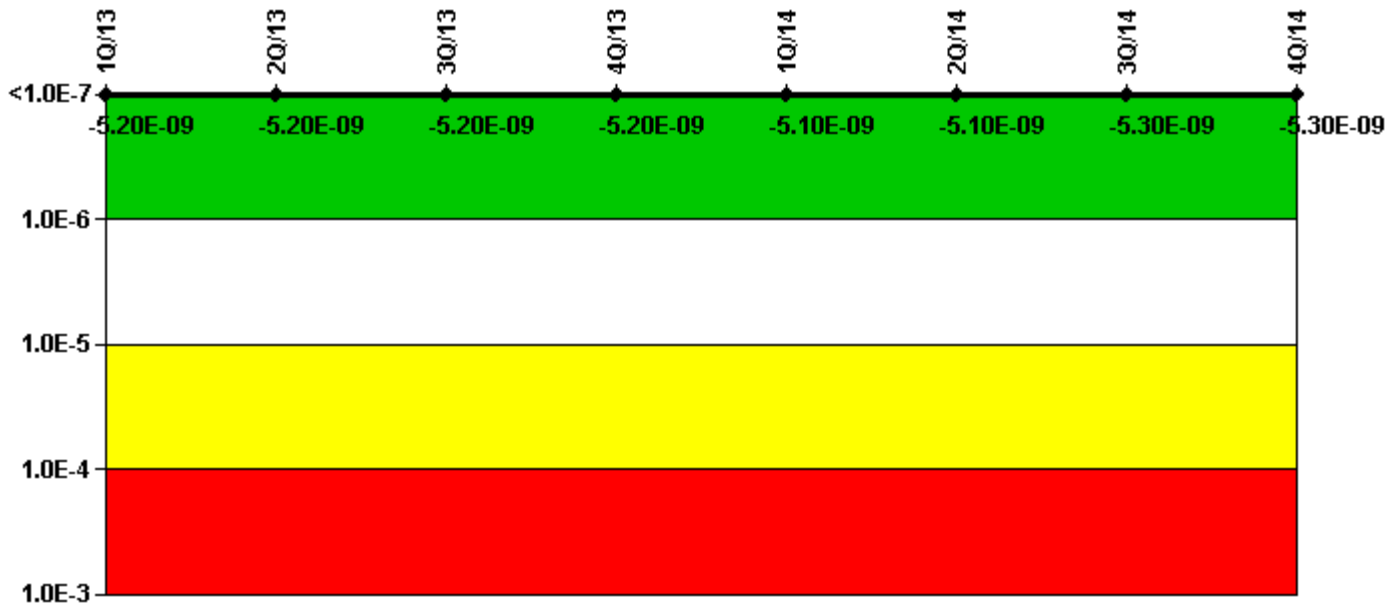
Mitigating Systems Performance Index, Emergency AC Power System	1Q/13	2Q/13	3Q/13	4Q/13	1Q/14	2Q/14	3Q/14	4Q/14
UAI ( $\Delta$ CDF)	-1.62E-07	-1.62E-07	-1.62E-07	-1.62E-07	-1.62E-07	-1.62E-07	-1.62E-07	-1.62E-07
URI ( $\Delta$ CDF)	-1.28E-06	-1.27E-06	-1.25E-06	-1.25E-06	-1.14E-06	-1.19E-06	-1.17E-06	-1.15E-06
PLE	NO	NO	NO	NO	NO	NO	NO	NO
Indicator value	-1.40E-06	-1.40E-06	-1.40E-06	-1.40E-06	-1.30E-06	-1.40E-06	-1.30E-06	-1.30E-06

Licensee Comments:

4Q/14: Changed PRA Parameter(s).

1Q/14: Hours counted due to 2B EDG K1C discovered condition. Hours were originally under "Unplanned". Review of NEI 99-02 considers this "Planned": "electively removed from service to correct a degraded condition that had not resulted in loss of function."

### Mitigating Systems Performance Index, High Pressure Injection System



Thresholds: White > 1.00E-6 Yellow > 1.00E-5 Red > 1.00E-4

#### Notes

Mitigating Systems Performance Index, High Pressure Injection System	1Q/13	2Q/13	3Q/13	4Q/13	1Q/14	2Q/14	3Q/14	4Q/14
UAI ( $\Delta$ CDF)	-6.19E-10	-6.19E-10	-5.76E-10	-5.77E-10	-4.93E-10	-4.67E-10	-7.22E-10	-7.22E-10
URI ( $\Delta$ CDF)	-4.63E-09	-4.62E-09	-4.60E-09	-4.60E-09	-4.61E-09	-4.59E-09	-4.58E-09	-4.57E-09
PLE	NO	NO	NO	NO	NO	NO	NO	NO
Indicator value	-5.20E-09	-5.20E-09	-5.20E-09	-5.20E-09	-5.10E-09	-5.10E-09	-5.30E-09	-5.30E-09

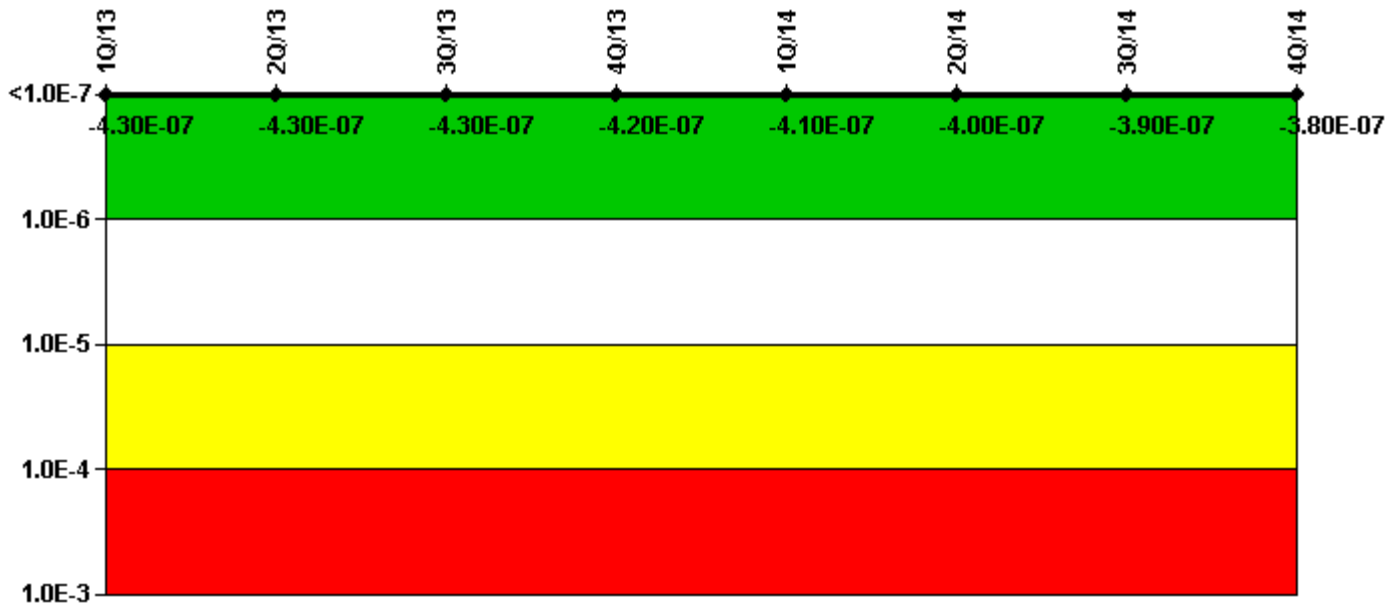
Licensee Comments:

4Q/14: Changed PRA Parameter(s).

2Q/13: Changed PRA Parameter(s).

1Q/13: Changed PRA Parameter(s).

### Mitigating Systems Performance Index, Heat Removal System



Thresholds: White > 1.00E-6 Yellow > 1.00E-5 Red > 1.00E-4


#### Notes

Mitigating Systems Performance Index, Heat Removal System	1Q/13	2Q/13	3Q/13	4Q/13	1Q/14	2Q/14	3Q/14	4Q/14
UAI ( $\Delta$ CDF)	-6.21E-08	-6.21E-08	-6.21E-08	-6.21E-08	-6.21E-08	-6.21E-08	-6.21E-08	-6.21E-08
URI ( $\Delta$ CDF)	-3.65E-07	-3.65E-07	-3.65E-07	-3.54E-07	-3.47E-07	-3.35E-07	-3.31E-07	-3.23E-07
PLE	NO	NO	NO	NO	NO	NO	NO	NO
Indicator value	-4.30E-07	-4.30E-07	-4.30E-07	-4.20E-07	-4.10E-07	-4.00E-07	-3.90E-07	-3.80E-07

Licensee Comments:

4Q/14: Changed PRA Parameter(s).

### Mitigating Systems Performance Index, Residual Heat Removal System



Thresholds: White > 1.00E-6 Yellow > 1.00E-5 Red > 1.00E-4

#### Notes

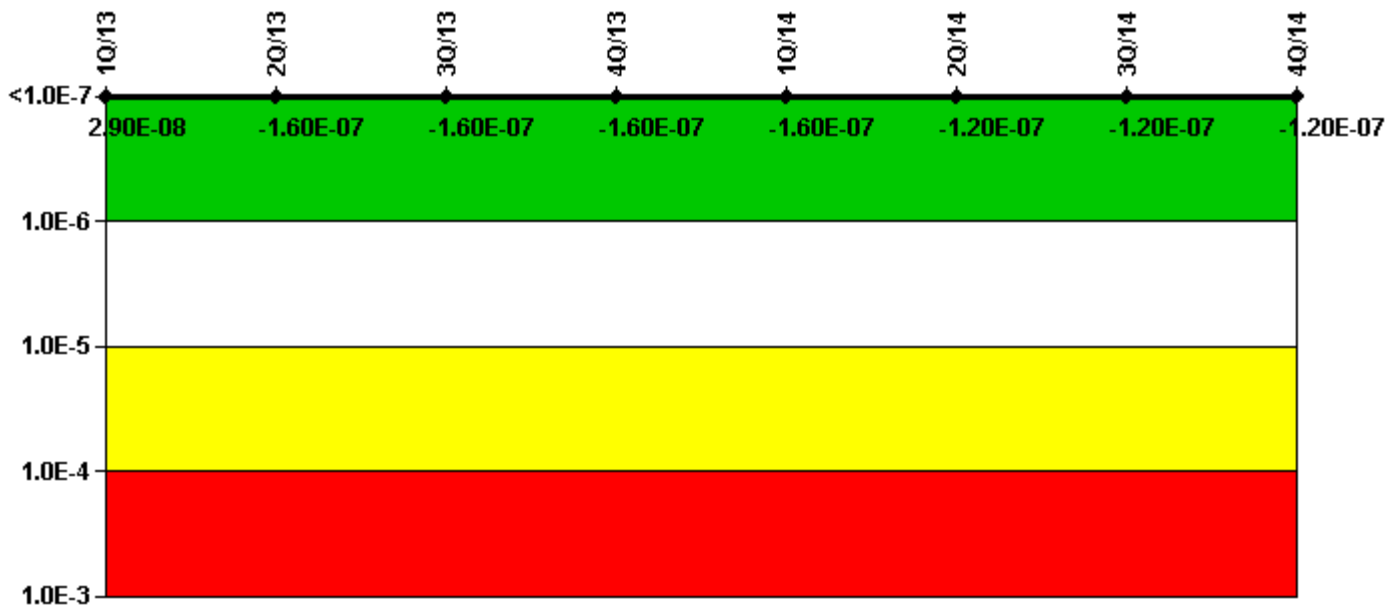
Mitigating Systems Performance Index, Residual Heat Removal System	1Q/13	2Q/13	3Q/13	4Q/13	1Q/14	2Q/14	3Q/14	4Q/14
UAI ( $\Delta$ CDF)	5.15E-08	4.70E-08	4.70E-08	4.97E-08	3.31E-08	3.86E-08	3.10E-08	3.24E-08
URI ( $\Delta$ CDF)	-5.74E-08	-5.74E-08	-5.70E-08	-5.76E-08	-5.78E-08	-5.60E-08	-5.76E-08	-5.81E-08
PLE	NO	NO	NO	NO	NO	NO	NO	NO
Indicator value	-5.90E-09	-1.00E-08	-1.00E-08	-7.90E-09	-2.50E-08	-1.70E-08	-2.70E-08	-2.60E-08

Licensee Comments:

4Q/14: Changed PRA Parameter(s).



### Mitigating Systems Performance Index, Cooling Water Systems



Thresholds: White > 1.00E-6 Yellow > 1.00E-5 Red > 1.00E-4

#### Notes

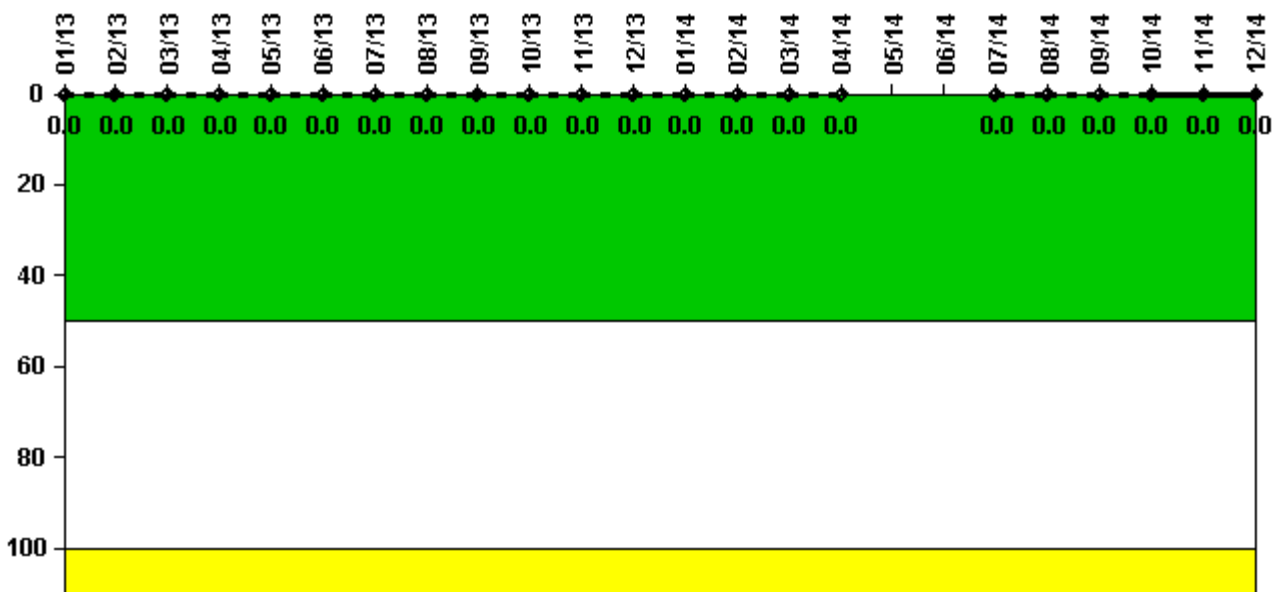
Mitigating Systems Performance Index, Cooling Water Systems	1Q/13	2Q/13	3Q/13	4Q/13	1Q/14	2Q/14	3Q/14	4Q/14
UAI ( $\Delta$ CDF)	6.22E-09	-1.45E-07	-1.45E-07	-1.45E-07	-1.45E-07	-1.45E-07	-1.45E-07	-1.45E-07
URI ( $\Delta$ CDF)	2.27E-08	-1.73E-08	-1.73E-08	-1.73E-08	-1.73E-08	2.27E-08	2.27E-08	2.27E-08
PLE	NO	NO	NO	NO	NO	NO	NO	NO
Indicator value	2.90E-08	-1.60E-07	-1.60E-07	-1.60E-07	-1.60E-07	-1.20E-07	-1.20E-07	-1.20E-07

Licensee Comments:

4Q/14: Changed PRA Parameter(s).

2Q/14: 21SW127 failed to automatically respond to any signal (cascade, manual, auto). This condition was not identified during or prior to post-maintenance testing (PMT) and was therefore unable to be corrected prior to being returned to operable status.

### Reactor Coolant System Activity



Thresholds: White > 50.0 Yellow > 100.0

#### Notes

Reactor Coolant System Activity	1/13	2/13	3/13	4/13	5/13	6/13	7/13	8/13	9/13	10/13	11/13	12/13
Maximum activity	0.000179	0.000186	0.000157	0.000088	0.000205	0.000209	0.000194	0.000220	0.000204	0.000198	0.000239	0.000117
Technical specification limit	1.0	1.0	1.0	1.0	1.0	1.0	1.0	1.0	1.0	1.0	1.0	1.0
Indicator value	0	0	0	0	0	0	0	0	0	0	0	0


  

Reactor Coolant System Activity	1/14	2/14	3/14	4/14	5/14	6/14	7/14	8/14	9/14	10/14	11/14	12/14
Maximum activity	0.000211	0.000123	0.000373	0.000269	N/A	N/A	0.000065	0.000065	0.000065	0.000071	0.000099	0.000075
Technical specification limit	1.0	1.0	1.0	1.0	1.0	1.0	1.0	1.0	1.0	1.0	1.0	1.0
Indicator value	0	0	0	0	N/A	N/A	0	0	0	0	0	0

Licensee Comments:

6/14: The Unit was in an extended outage due to RCP Pump Vane bolt failures.

### Reactor Coolant System Leakage



Thresholds: White > 50.0 Yellow > 100.0

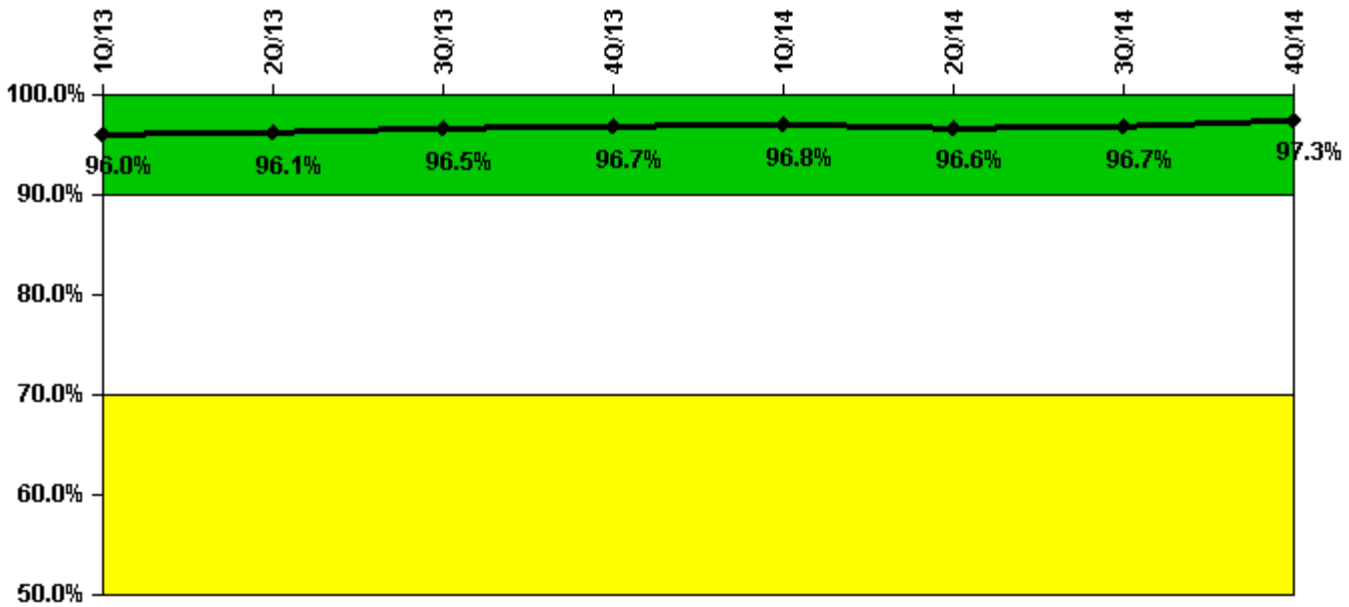
#### Notes

Reactor Coolant System Leakage	1/13	2/13	3/13	4/13	5/13	6/13	7/13	8/13	9/13	10/13	11/13	12/13
Maximum leakage	0.142	0.079	0.090	0.075	0.087	0.076	0.071	0.067	0.067	0.053	0.065	0.073
Technical specification limit	10.0	10.0	10.0	10.0	10.0	10.0	10.0	10.0	10.0	10.0	10.0	10.0
Indicator value	<b>1.4</b>	<b>0.8</b>	<b>0.9</b>	<b>0.8</b>	<b>0.9</b>	<b>0.8</b>	<b>0.7</b>	<b>0.7</b>	<b>0.7</b>	<b>0.5</b>	<b>0.7</b>	<b>0.7</b>
Reactor Coolant System Leakage	1/14	2/14	3/14	4/14	5/14	6/14	7/14	8/14	9/14	10/14	11/14	12/14
Maximum leakage	0.048	0.056	0.051	0.053	N/A	N/A	0.080	0.081	0.085	0.085	0.084	0.085
Technical specification limit	10.0	10.0	10.0	10.0	10.0	10.0	10.0	10.0	10.0	10.0	10.0	10.0
Indicator value	<b>0.5</b>	<b>0.6</b>	<b>0.5</b>	<b>0.5</b>	<b>N/A</b>	<b>N/A</b>	<b>0.8</b>	<b>0.8</b>	<b>0.9</b>	<b>0.9</b>	<b>0.8</b>	<b>0.9</b>

Licensee Comments:

6/14: The Unit was in an extended outage due to RCP Pump Vane bolt failures.

### Drill/Exercise Performance



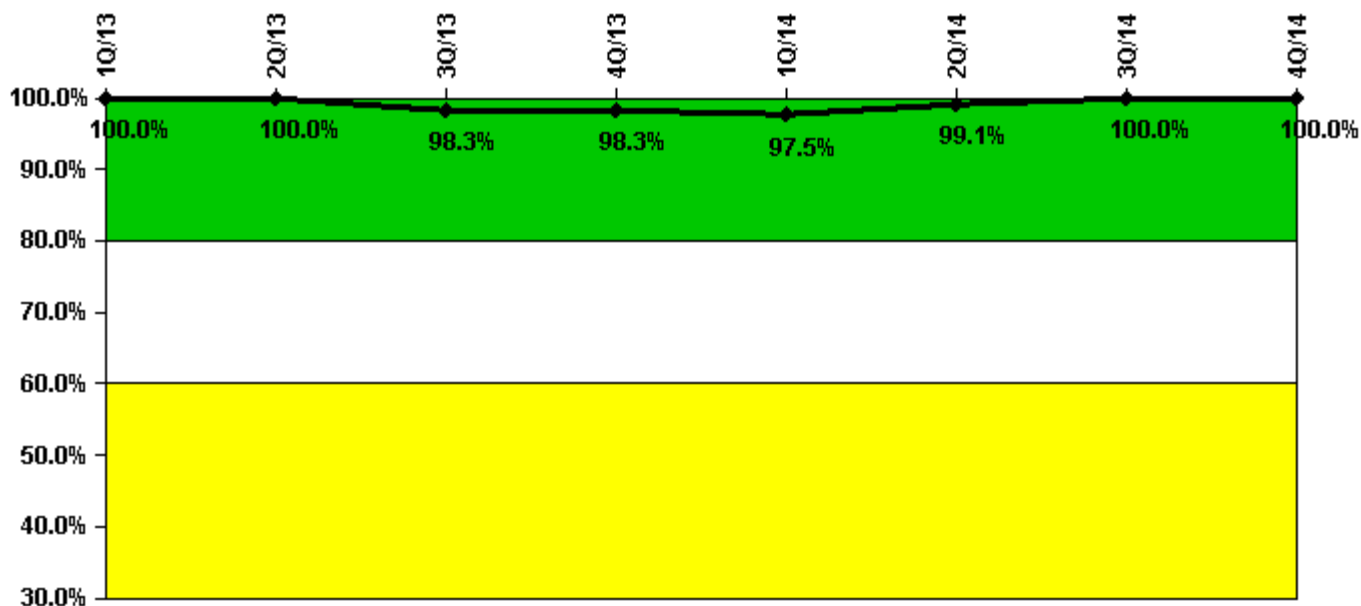
Thresholds: White < 90.0% Yellow < 70.0%

#### Notes

Drill/Exercise Performance	1Q/13	2Q/13	3Q/13	4Q/13	1Q/14	2Q/14	3Q/14	4Q/14
Successful opportunities	31.0	19.0	48.0	29.0	41.0	34.0	58.0	27.0
Total opportunities	33.0	19.0	50.0	30.0	42.0	35.0	59.0	27.0
Indicator value	96.0%	96.1%	96.5%	96.7%	96.8%	96.6%	96.7%	97.3%

Licensee Comments: none

### ERO Drill Participation



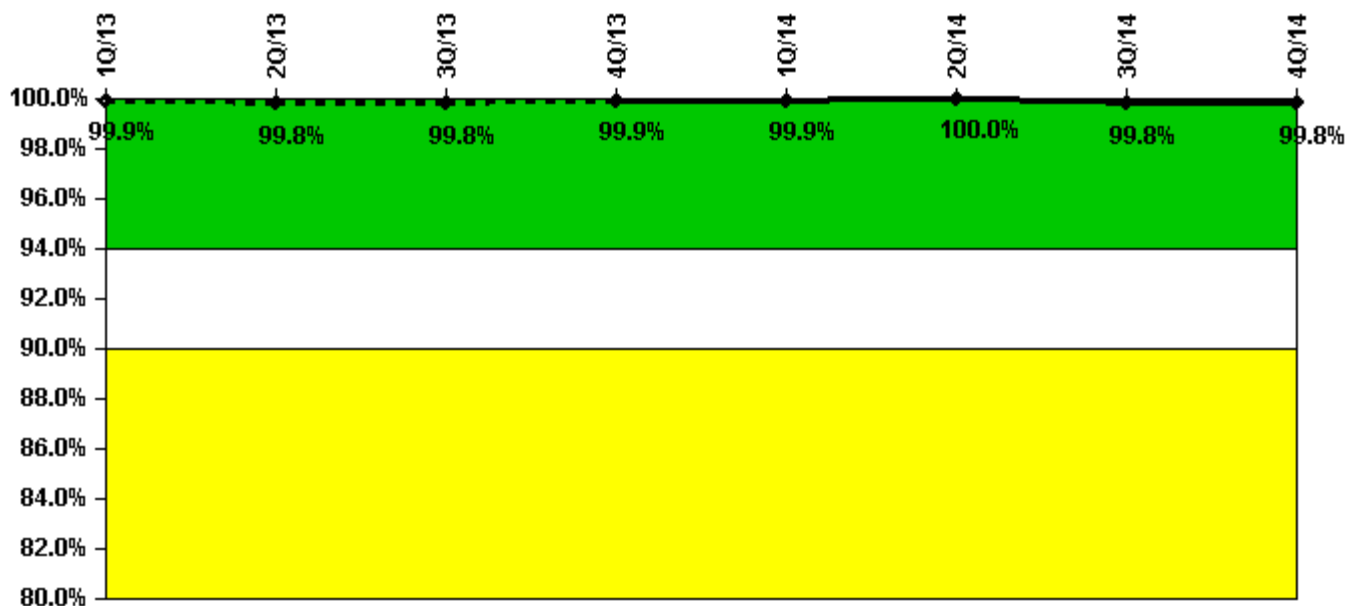
Thresholds: White < 80.0% Yellow < 60.0%

#### Notes

ERO Drill Participation	1Q/13	2Q/13	3Q/13	4Q/13	1Q/14	2Q/14	3Q/14	4Q/14
Participating Key personnel	122.0	118.0	117.0	116.0	117.0	111.0	116.0	120.0
Total Key personnel	122.0	118.0	119.0	118.0	120.0	112.0	116.0	120.0
Indicator value	100.0%	100.0%	98.3%	98.3%	97.5%	99.1%	100.0%	100.0%

Licensee Comments: none

### Alert & Notification System



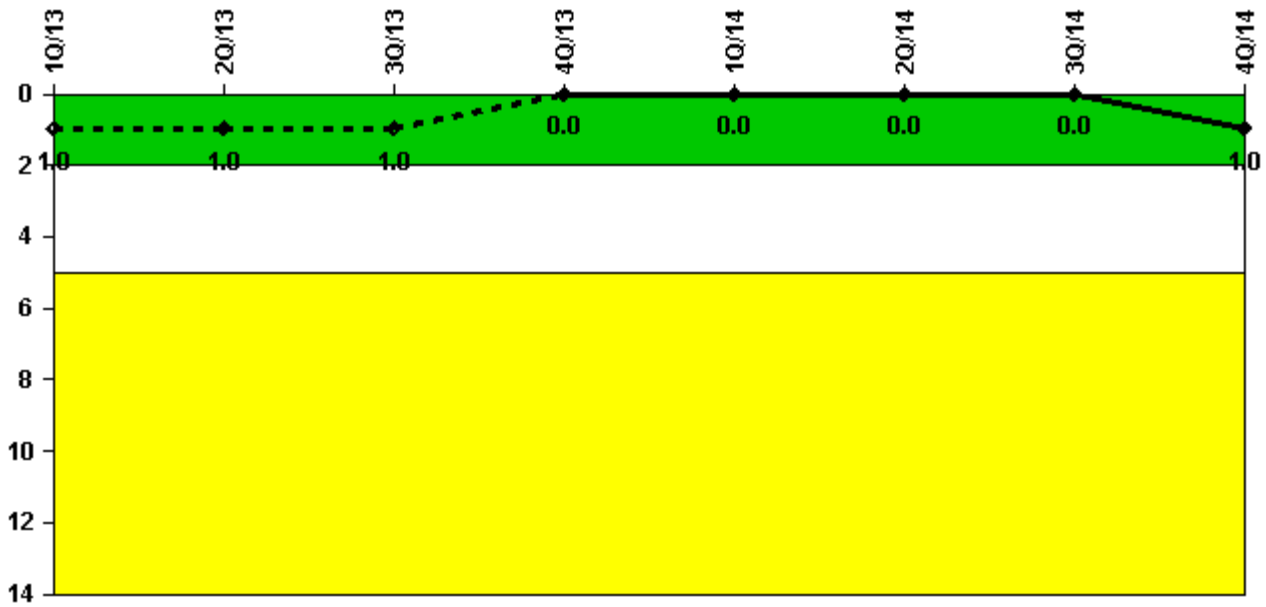
Thresholds: White < 94.0% Yellow < 90.0%

#### Notes

Alert & Notification System	1Q/13	2Q/13	3Q/13	4Q/13	1Q/14	2Q/14	3Q/14	4Q/14
Successful siren-tests	497	495	497	497	497	497	494	497
Total sirens-tests	497	497	497	497	497	497	497	497
Indicator value	99.9%	99.8%	99.8%	99.9%	99.9%	100.0%	99.8%	99.8%

Licensee Comments: none

### Occupational Exposure Control Effectiveness



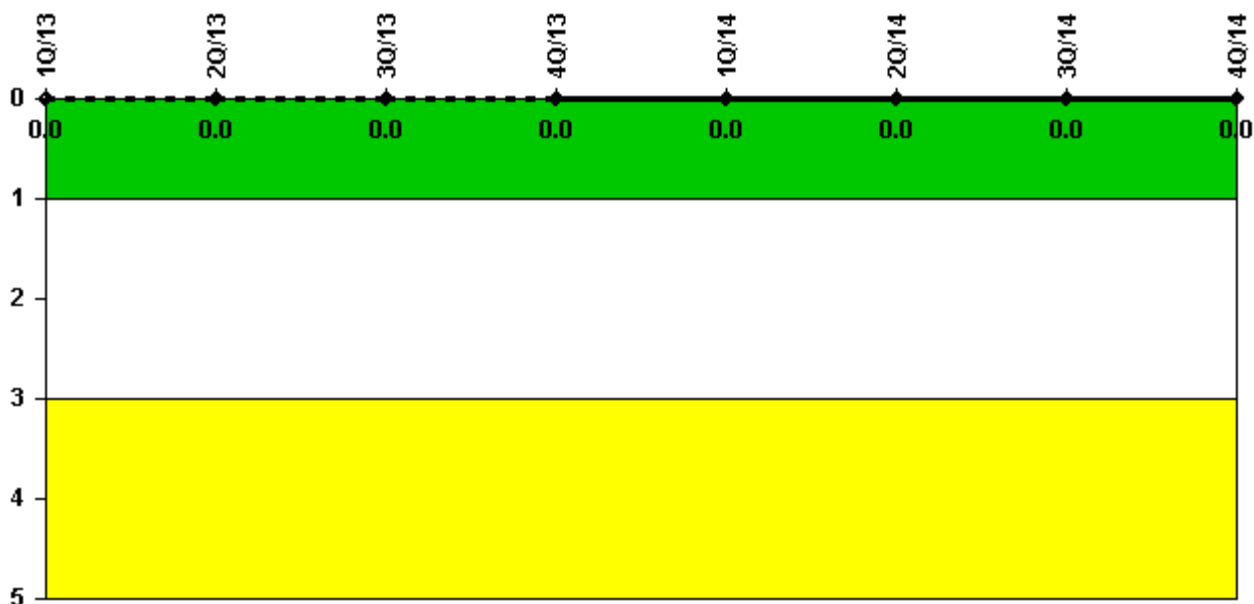
Thresholds: White > 2.0 Yellow > 5.0

#### Notes

Occupational Exposure Control Effectiveness	1Q/13	2Q/13	3Q/13	4Q/13	1Q/14	2Q/14	3Q/14	4Q/14
High radiation area occurrences	0	0	0	0	0	0	0	1
Very high radiation area occurrences	0	0	0	0	0	0	0	0
Unintended exposure occurrences	0	0	0	0	0	0	0	0
<b>Indicator value</b>	<b>1</b>	<b>1</b>	<b>1</b>	<b>0</b>	<b>0</b>	<b>0</b>	<b>0</b>	<b>1</b>

Licensee Comments: none

### RETS/ODCM Radiological Effluent



Thresholds: White > 1.0 Yellow > 3.0

#### Notes

RETS/ODCM Radiological Effluent	1Q/13	2Q/13	3Q/13	4Q/13	1Q/14	2Q/14	3Q/14	4Q/14
RETS/ODCM occurrences	0	0	0	0	0	0	0	0
<b>Indicator value</b>	<b>0</b>	<b>0</b>	<b>0</b>	<b>0</b>	<b>0</b>	<b>0</b>	<b>0</b>	<b>0</b>

Licensee Comments: none

Although the Security Cornerstone is included in the Reactor Oversight Process assessment program, the Commission has decided that specific information related to findings and performance indicators pertaining to the Security Cornerstone will not be publicly available to ensure that security information is not provided to a possible adversary. Other than the fact that a finding or performance indicator is Green or Greater-Than-Green, security related information will not be displayed on the public web page.



 [Action Matrix Summary](#) | [Inspection Findings Summary](#) | [PI Summary](#) | [Reactor Oversight Process](#)

*Last Modified: February 3, 2015*