

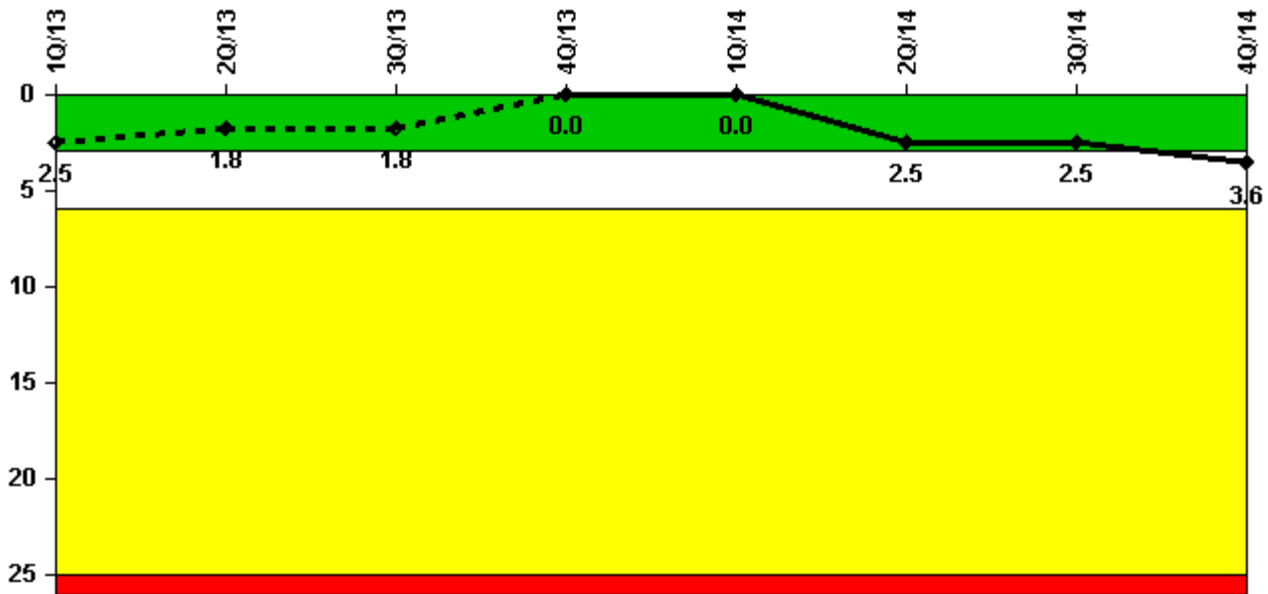
Salem 1

4Q/2014 Performance Indicators

The solid trend line represents the current reporting period.

Licensee's General Comments: none

Unplanned Scrams per 7000 Critical Hrs



Thresholds: White > 3.0 Yellow > 6.0 Red > 25.0

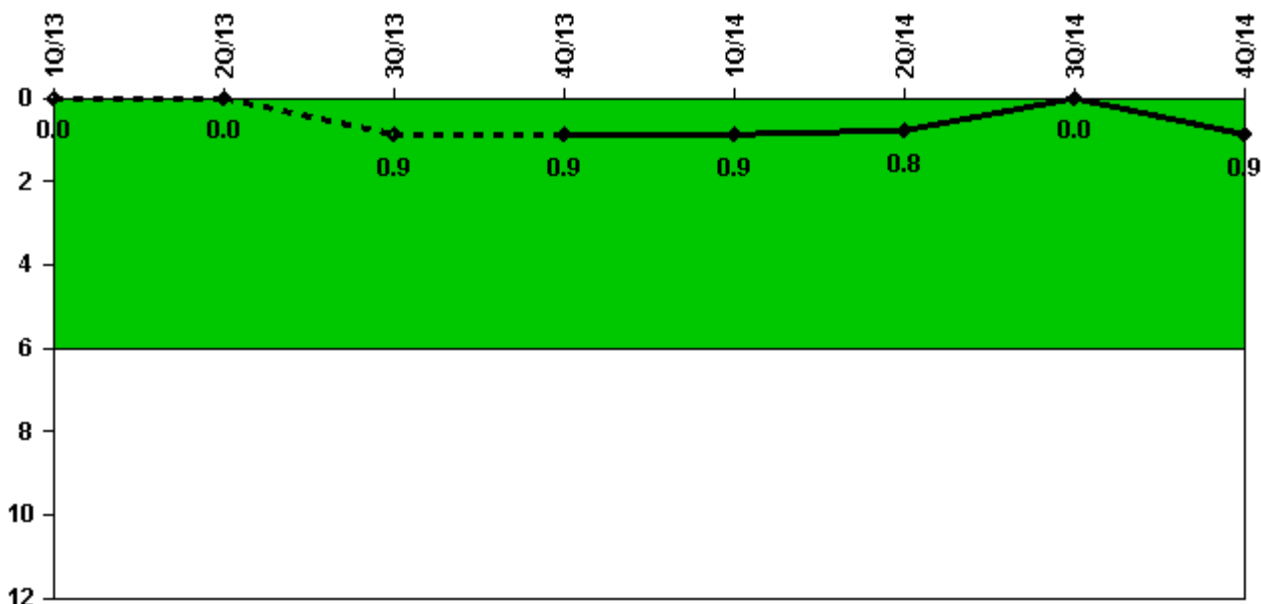
Notes

Unplanned Scrams per 7000 Critical Hrs	1Q/13	2Q/13	3Q/13	4Q/13	1Q/14	2Q/14	3Q/14	4Q/14
Unplanned scrams	0	0	0	0	0	3.0	0	1.0
Critical hours	2159.0	1281.6	2173.5	2209.0	2159.0	1989.7	2208.0	1422.1
Indicator value	2.5	1.8	1.8	0	0	2.5	2.5	3.6

Licensee Comments:

4Q/14: LER 272/2014-005-00

Unplanned Power Changes per 7000 Critical Hrs



Thresholds: White > 6.0

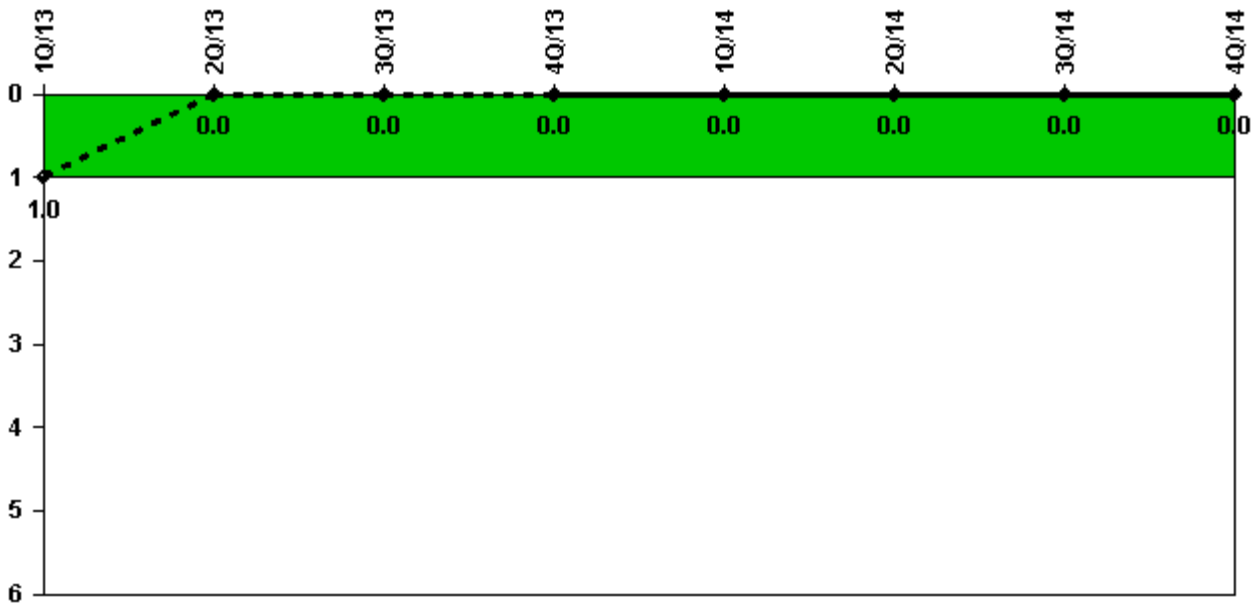
Notes

Unplanned Power Changes per 7000 Critical Hrs	1Q/13	2Q/13	3Q/13	4Q/13	1Q/14	2Q/14	3Q/14	4Q/14
Unplanned power changes	0	0	1.0	0	0	0	0	1.0
Critical hours	2159.0	1281.6	2173.5	2209.0	2159.0	1989.7	2208.0	1422.1
Indicator value	0	0	0.9	0.9	0.9	0.8	0	0.9

Licensee Comments:

4Q/14: A root cause evaluation is in progress to evaluate the 10/19 Scram that occurred prior to 1R23 due to the MPT Phase B. This trip caused Unit 1 to enter NRC Increased Regulator Response Band (White) due to a PI value greater than 3.0. The root cause will be used to support the NRC 95-001 Degraded Initiating Events Cornerstone Inspection. The actions from the root cause evaluation will be used to minimize risk of exceeding this PI in the future. The Unit 1 RCE will apply to both Salem Units.

Unplanned Scrams with Complications



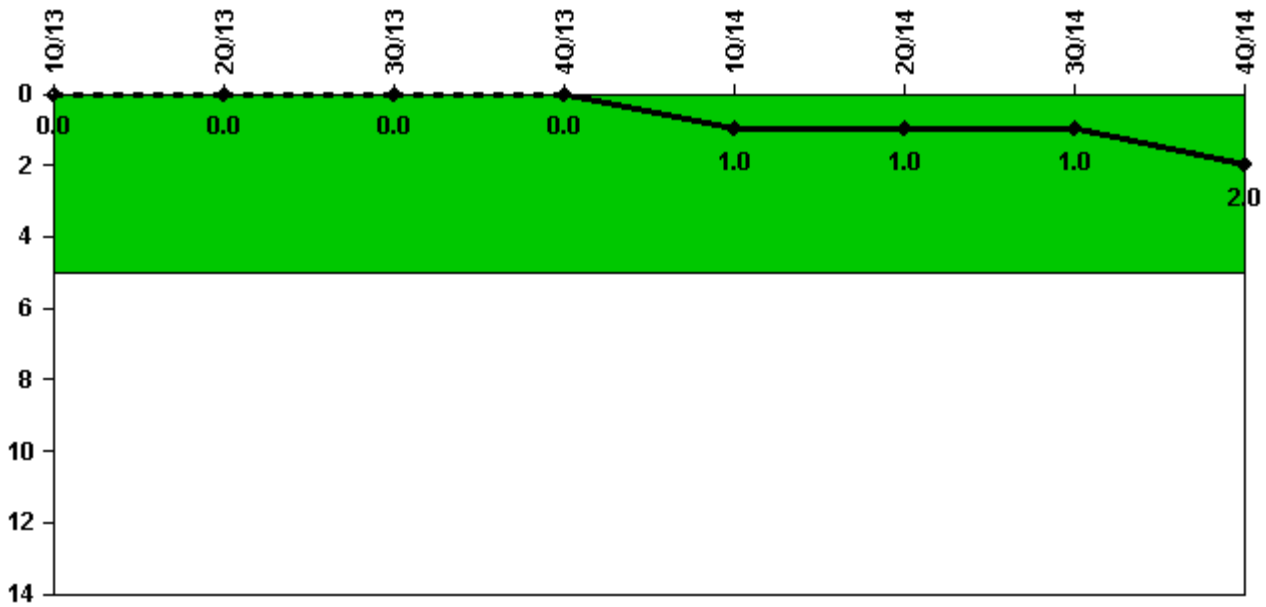
Thresholds: White > 1.0

Notes

Unplanned Scrams with Complications	1Q/13	2Q/13	3Q/13	4Q/13	1Q/14	2Q/14	3Q/14	4Q/14
Scrams with complications	0	0	0	0	0	0	0	0
Indicator value	1.0	0.0	0.0	0.0	0.0	0.0	0.0	0.0

Licensee Comments: none

Safety System Functional Failures (PWR)



Thresholds: White > 5.0

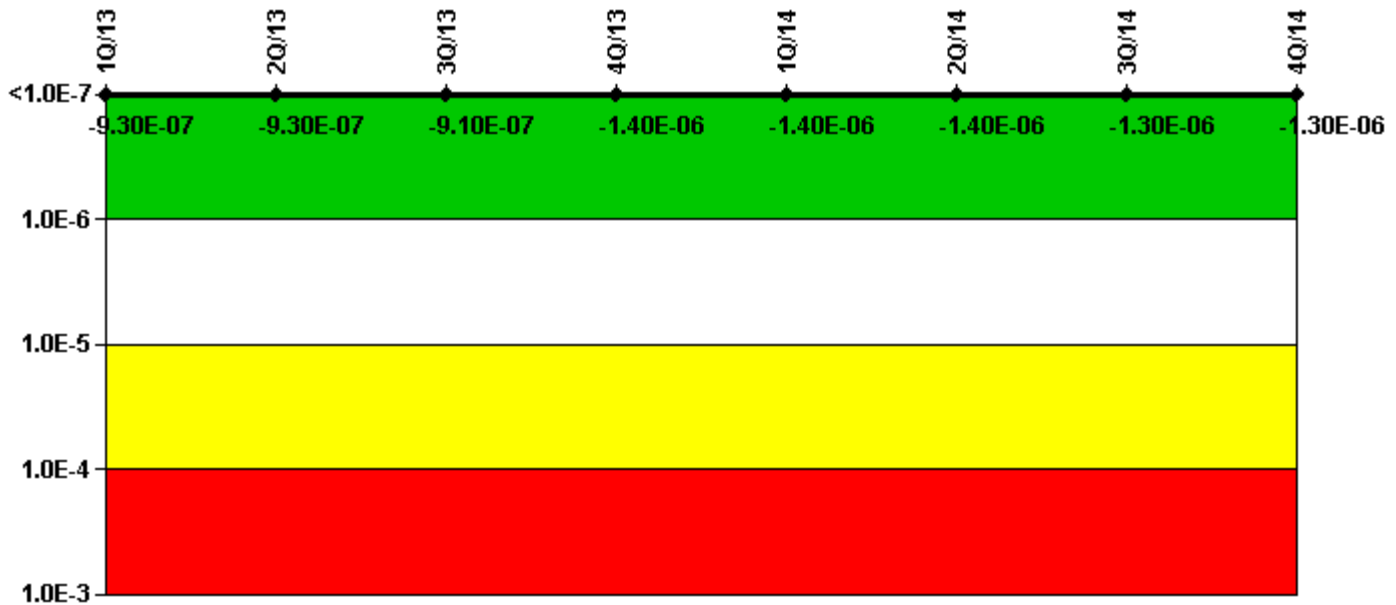
Notes

Safety System Functional Failures (PWR)	1Q/13	2Q/13	3Q/13	4Q/13	1Q/14	2Q/14	3Q/14	4Q/14
Safety System Functional Failures	0	0	0	0	1	0	0	1
Indicator value	0	0	0	0	1	1	1	2

Licensee Comments:

1Q/14: LER 272/2014-001-00.

Mitigating Systems Performance Index, Emergency AC Power System



Thresholds: White > 1.00E-6 Yellow > 1.00E-5 Red > 1.00E-4

Notes

Mitigating Systems Performance Index, Emergency AC Power System	1Q/13	2Q/13	3Q/13	4Q/13	1Q/14	2Q/14	3Q/14	4Q/14
UAI (Δ CDF)	-1.41E-07	-1.40E-07	-1.41E-07	-1.62E-07	-1.62E-07	-1.62E-07	-1.62E-07	-1.62E-07
URI (Δ CDF)	-7.93E-07	-7.92E-07	-7.72E-07	-1.27E-06	-1.21E-06	-1.19E-06	-1.14E-06	-1.14E-06
PLE	NO	NO	NO	NO	NO	NO	NO	NO
Indicator value	-9.30E-07	-9.30E-07	-9.10E-07	-1.40E-06	-1.40E-06	-1.40E-06	-1.30E-06	-1.30E-06

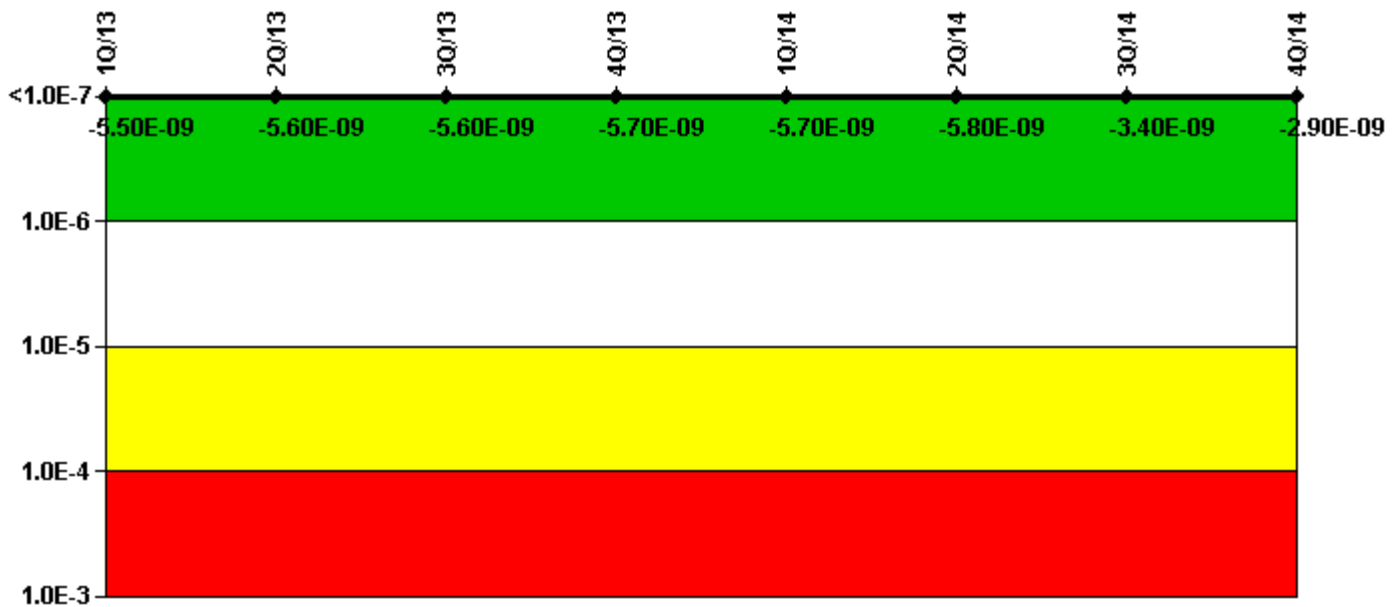
Licensee Comments:

3Q/13: Risk Cap Invoked.

2Q/13: Risk Cap Invoked.

1Q/13: Risk Cap Invoked.

Mitigating Systems Performance Index, High Pressure Injection System



Thresholds: White > 1.00E-6 Yellow > 1.00E-5 Red > 1.00E-4

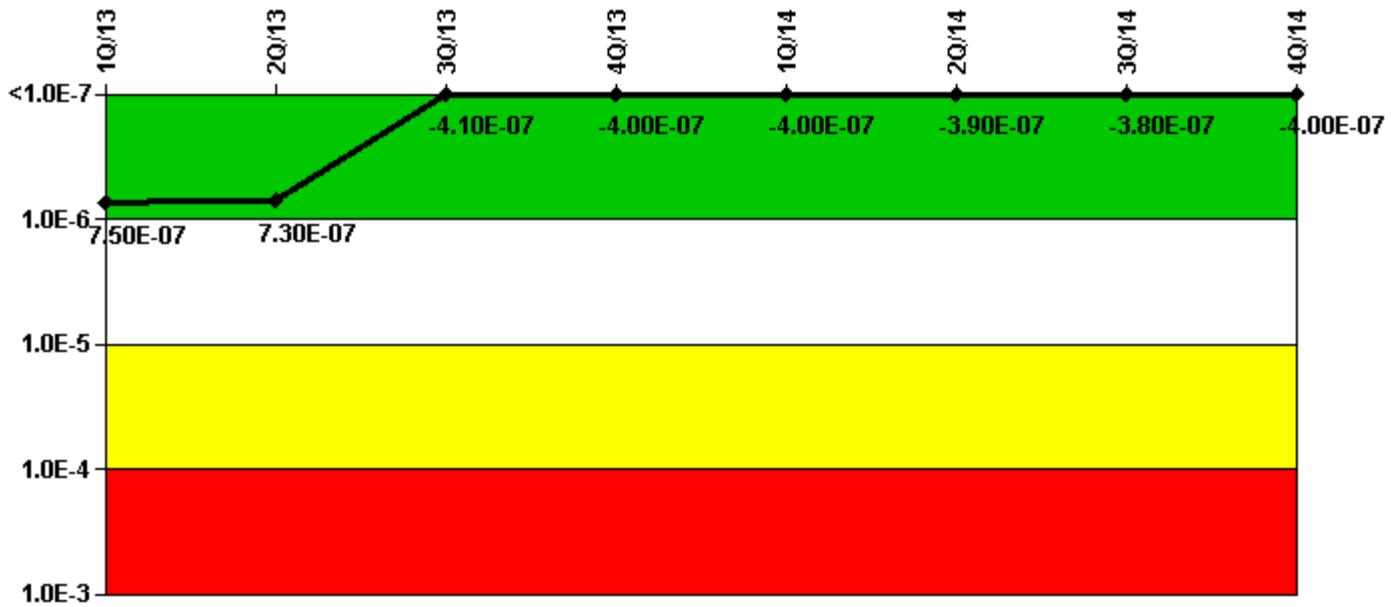
Notes

Mitigating Systems Performance Index, High Pressure Injection System	1Q/13	2Q/13	3Q/13	4Q/13	1Q/14	2Q/14	3Q/14	4Q/14
UAI (Δ CDF)	-6.86E-10	-6.70E-10	-6.47E-10	-6.25E-10	-6.79E-10	-6.71E-10	-4.21E-10	1.88E-10
URI (Δ CDF)	-4.86E-09	-4.93E-09	-4.97E-09	-5.03E-09	-5.07E-09	-5.10E-09	-3.03E-09	-3.08E-09
PLE	NO	NO	NO	NO	NO	NO	NO	NO
Indicator value	-5.50E-09	-5.60E-09	-5.60E-09	-5.70E-09	-5.70E-09	-5.80E-09	-3.40E-09	-2.90E-09

Licensee Comments:

3Q/14: Failure determination on 12 SJ Pump in progress. Upon completion of determination, ICES record will be updated to reflect MSPI failure.

Mitigating Systems Performance Index, Heat Removal System



Thresholds: White > 1.00E-6 Yellow > 1.00E-5 Red > 1.00E-4

Notes

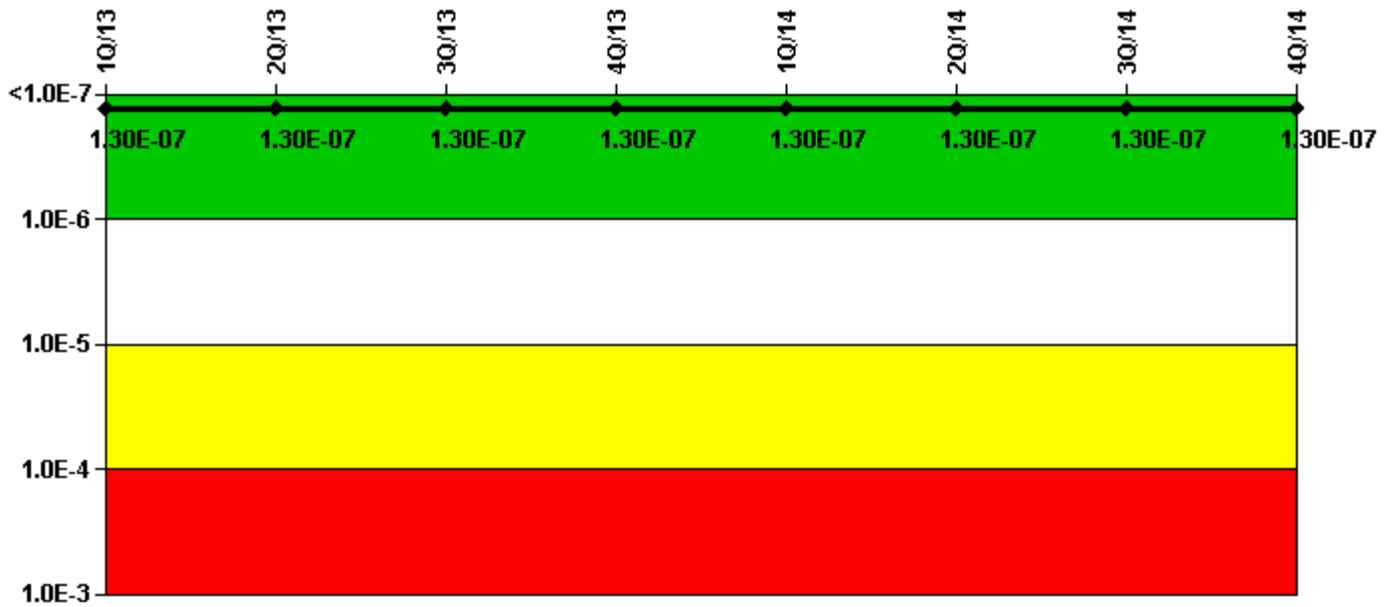
Mitigating Systems Performance Index, Heat Removal System	1Q/13	2Q/13	3Q/13	4Q/13	1Q/14	2Q/14	3Q/14	4Q/14
UAI (Δ CDF)	-4.57E-08	-4.55E-08	-4.57E-08	-4.58E-08	-4.58E-08	-4.56E-08	-4.56E-08	-6.21E-08
URI (Δ CDF)	7.94E-07	7.75E-07	-3.68E-07	-3.57E-07	-3.54E-07	-3.42E-07	-3.34E-07	-3.38E-07
PLE	NO	NO	NO	NO	NO	NO	NO	NO
Indicator value	7.50E-07	7.30E-07	-4.10E-07	-4.00E-07	-4.00E-07	-3.90E-07	-3.80E-07	-4.00E-07

Licensee Comments:

2Q/13: Risk Cap Invoked.

1Q/13: Risk Cap Invoked.

Mitigating Systems Performance Index, Residual Heat Removal System



Thresholds: White > 1.00E-6 Yellow > 1.00E-5 Red > 1.00E-4

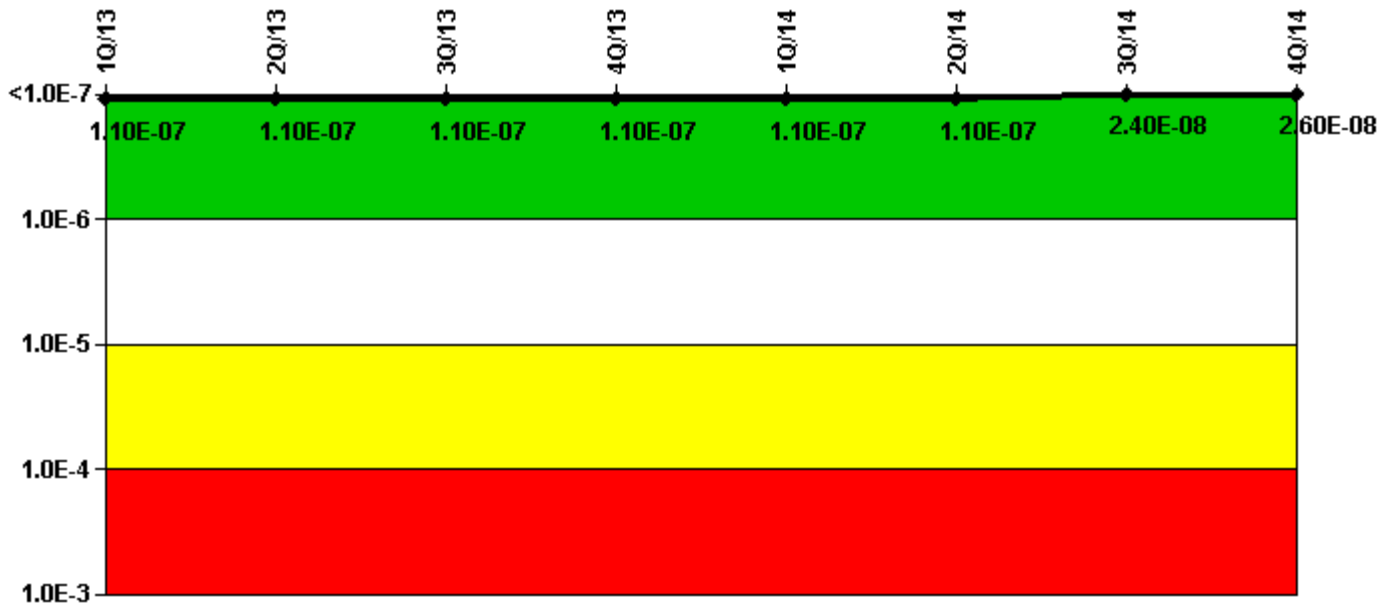
Notes

Mitigating Systems Performance Index, Residual Heat Removal System	1Q/13	2Q/13	3Q/13	4Q/13	1Q/14	2Q/14	3Q/14	4Q/14
UAI (ΔCDF)	-1.20E-08	-1.17E-08	-1.20E-08	-1.29E-08	-1.30E-08	-1.36E-08	-1.36E-08	-9.16E-09
URI (ΔCDF)	1.39E-07	1.37E-07	1.40E-07	1.40E-07	1.41E-07	1.41E-07	1.42E-07	1.41E-07
PLE	NO	NO	NO	NO	NO	NO	NO	NO
Indicator value	1.30E-07	1.30E-07	1.30E-07	1.30E-07	1.30E-07	1.30E-07	1.30E-07	1.30E-07

Licensee Comments:

4Q/13: 1RHE2 Demands corrected to match Bases Document.

Mitigating Systems Performance Index, Cooling Water Systems



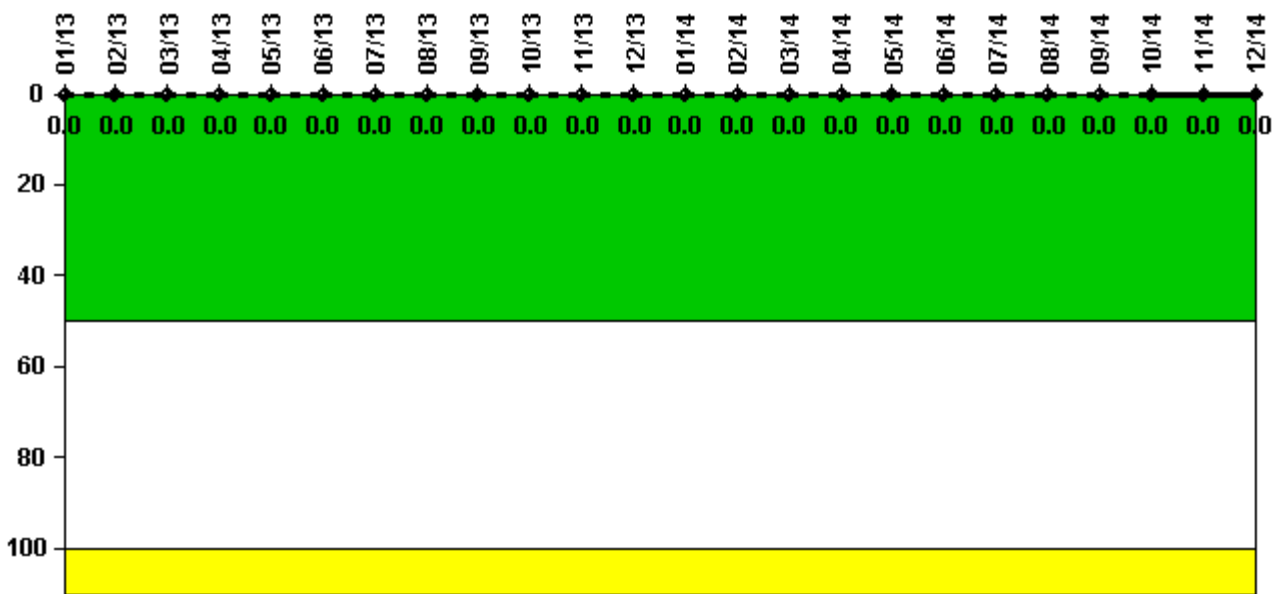
Thresholds: White > 1.00E-6 Yellow > 1.00E-5 Red > 1.00E-4

Notes

Mitigating Systems Performance Index, Cooling Water Systems	1Q/13	2Q/13	3Q/13	4Q/13	1Q/14	2Q/14	3Q/14	4Q/14
UAI (Δ CDF)	7.39E-08	7.58E-08	7.38E-08	7.37E-08	7.36E-08	7.44E-08	7.43E-08	7.53E-08
URI (Δ CDF)	3.19E-08	3.19E-08	3.19E-08	3.19E-08	3.19E-08	3.19E-08	-4.98E-08	-4.96E-08
PLE	NO	NO	NO	NO	NO	NO	NO	NO
Indicator value	1.10E-07	1.10E-07	1.10E-07	1.10E-07	1.10E-07	1.10E-07	2.40E-08	2.60E-08

Licensee Comments: none

Reactor Coolant System Activity



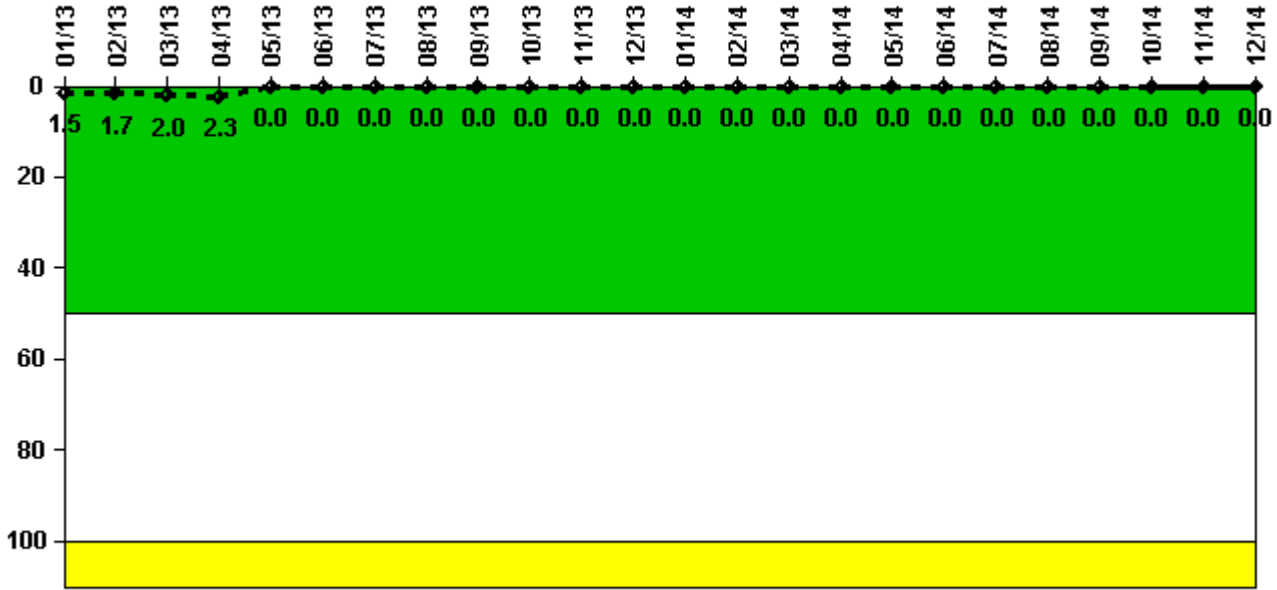
Thresholds: White > 50.0 Yellow > 100.0

Notes

Reactor Coolant System Activity	1/13	2/13	3/13	4/13	5/13	6/13	7/13	8/13	9/13	10/13	11/13	12/13
Maximum activity	0.000216	0.000213	0.000242	0.000251	0.000052	0.000062	0.000088	0.000071	0.000073	0.000136	0.000129	0.000152
Technical specification limit	1.0	1.0	1.0	1.0	1.0	1.0	1.0	1.0	1.0	1.0	1.0	1.0
Indicator value	0	0	0	0	0	0	0	0	0	0	0	0
Reactor Coolant System Activity	1/14	2/14	3/14	4/14	5/14	6/14	7/14	8/14	9/14	10/14	11/14	12/14
Maximum activity	0.000114	0.000090	0.000086	0.000153	0.000160	0.000090	0.000165	0.000174	0.000163	0.000298	0.000058	0.000059
Technical specification limit	1.0	1.0	1.0	1.0	1.0	1.0	1.0	1.0	1.0	1.0	1.0	1.0
Indicator value	0	0	0	0	0	0	0	0	0	0	0	0

Licensee Comments: none

Reactor Coolant System Leakage



Thresholds: White > 50.0 Yellow > 100.0

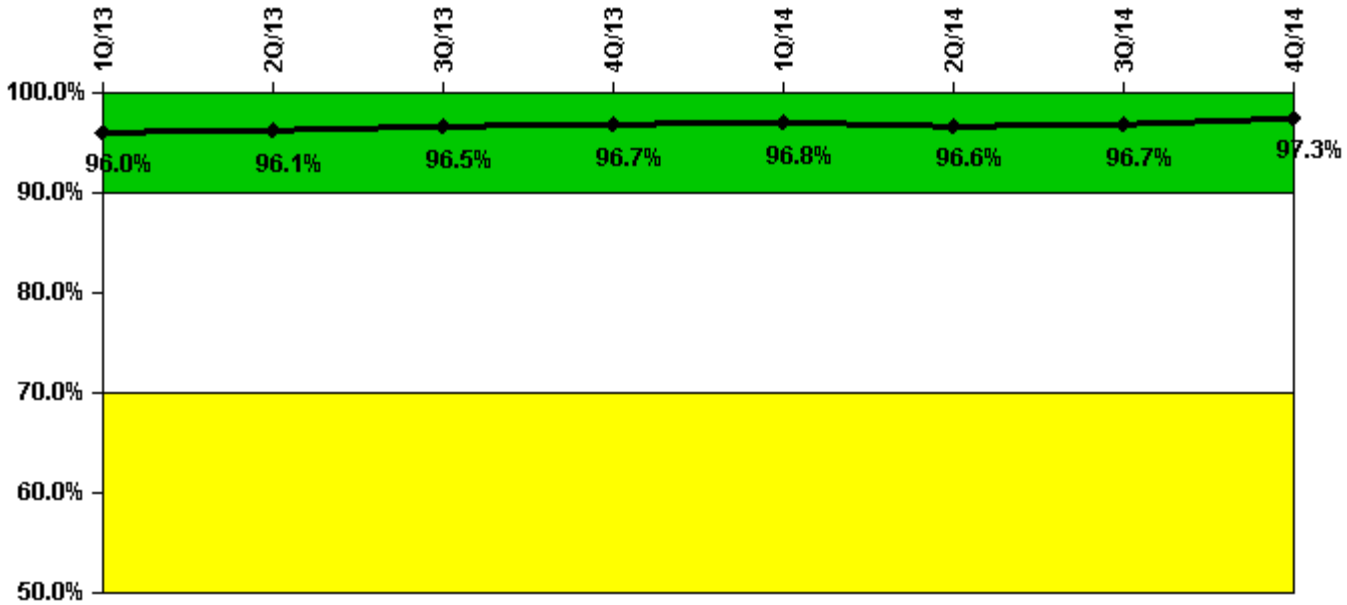
Notes

Reactor Coolant System Leakage	1/13	2/13	3/13	4/13	5/13	6/13	7/13	8/13	9/13	10/13	11/13	12/13
Maximum leakage	0.148	0.170	0.198	0.225	0	0	0	0	0	0	0	0
Technical specification limit	10.0	10.0	10.0	10.0	10.0	10.0	10.0	10.0	10.0	10.0	10.0	10.0
Indicator value	1.5	1.7	2.0	2.3	0	0	0	0	0	0	0	0

Reactor Coolant System Leakage	1/14	2/14	3/14	4/14	5/14	6/14	7/14	8/14	9/14	10/14	11/14	12/14
Maximum leakage	0	0	0	0	0	0	0	0	0	0	0	0
Technical specification limit	10.0	10.0	10.0	10.0	10.0	10.0	10.0	10.0	10.0	10.0	10.0	10.0
Indicator value	0	0	0	0	0	0	0	0	0	0	0	0

Licensee Comments: none

Drill/Exercise Performance



Thresholds: White < 90.0% Yellow < 70.0%

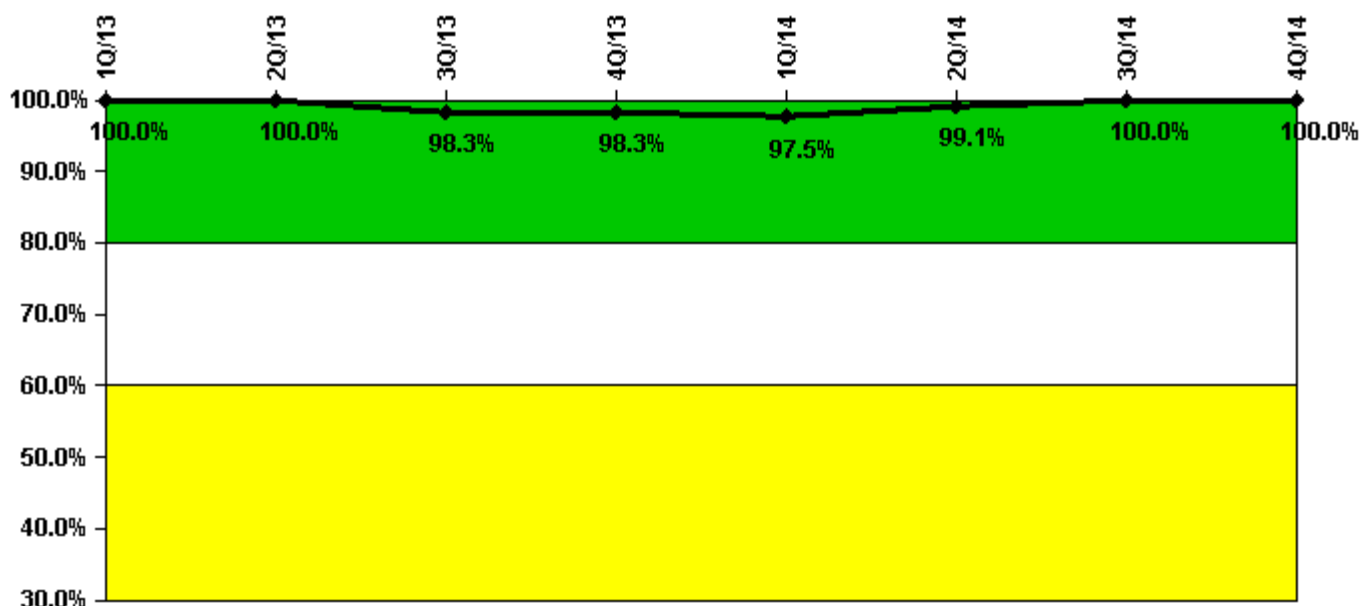
Notes

Drill/Exercise Performance	1Q/13	2Q/13	3Q/13	4Q/13	1Q/14	2Q/14	3Q/14	4Q/14
Successful opportunities	31.0	19.0	48.0	29.0	41.0	34.0	58.0	27.0
Total opportunities	33.0	19.0	50.0	30.0	42.0	35.0	59.0	27.0
Indicator value	96.0%	96.1%	96.5%	96.7%	96.8%	96.6%	96.7%	97.3%

Licensee Comments:

3Q/13: As a result of a Focused Area Self Assessment the PI Data for this quarter corrected/reduced by 5 notification opportunities in Salem simulator due to not having sufficient supporting documentation for credit. Result of correction did not significantly impact overall performance percentage. No change in color. Notification 20643482 initiated in Corrective Action Program.

ERO Drill Participation



Thresholds: White < 80.0% Yellow < 60.0%

Notes

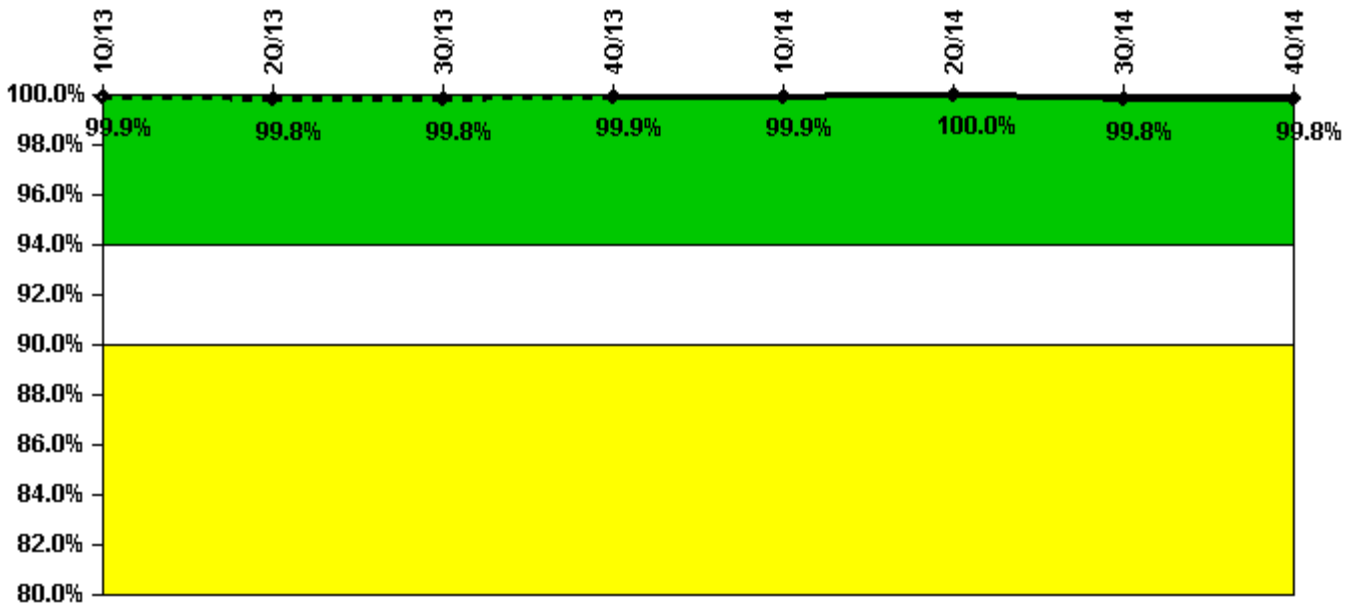
ERO Drill Participation	1Q/13	2Q/13	3Q/13	4Q/13	1Q/14	2Q/14	3Q/14	4Q/14
Participating Key personnel	122.0	118.0	117.0	116.0	117.0	111.0	116.0	120.0
Total Key personnel	122.0	118.0	119.0	118.0	120.0	112.0	116.0	120.0
Indicator value	100.0%	100.0%	98.3%	98.3%	97.5%	99.1%	100.0%	100.0%

Licensee Comments:

4Q/13: As a result of a Focused Area Self Assessment the number of Participating Key Personnel was corrected/reduced by 2. After review it was determined that two individuals did not participate in a Performance Enhancing Experience. Result of correction did not significantly impact overall performance percentage. No change in color. Notification 20643482 initiated in Corrective Action Program.

3Q/13: As a result of a Focused Area Self Assessment the number of Participating Key Personnel was corrected/reduced by 2. After review it was determined that two individuals did not participate in a Performance Enhancing Experience. Result of correction did not significantly impact overall performance percentage. No change in color. Notification 20643482 initiated in Corrective Action Program.

Alert & Notification System



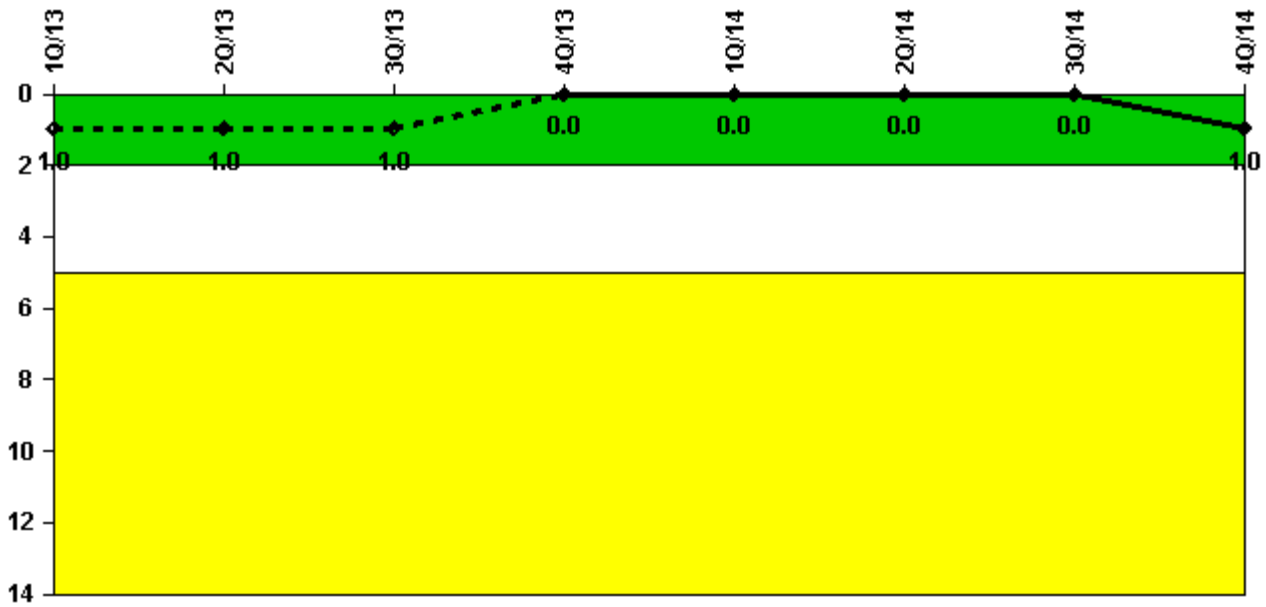
Thresholds: White < 94.0% Yellow < 90.0%

Notes

Alert & Notification System	1Q/13	2Q/13	3Q/13	4Q/13	1Q/14	2Q/14	3Q/14	4Q/14
Successful siren-tests	497	495	497	497	497	497	494	497
Total sirens-tests	497	497	497	497	497	497	497	497
Indicator value	99.9%	99.8%	99.8%	99.9%	99.9%	100.0%	99.8%	99.8%

Licensee Comments: none

Occupational Exposure Control Effectiveness



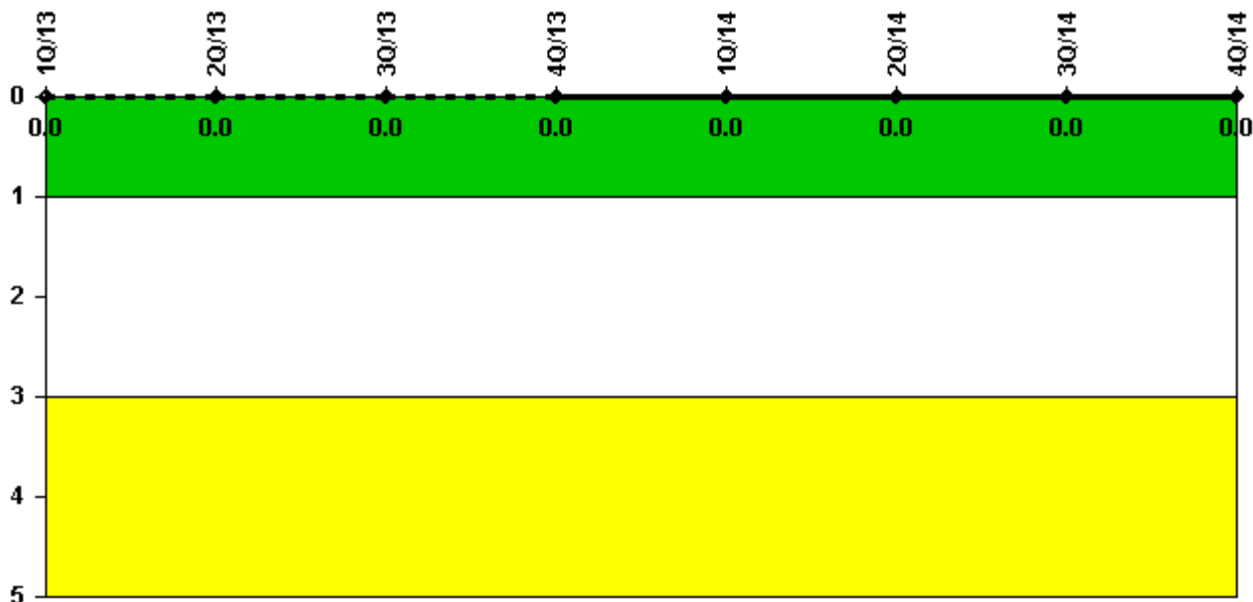
Thresholds: White > 2.0 Yellow > 5.0

Notes

Occupational Exposure Control Effectiveness	1Q/13	2Q/13	3Q/13	4Q/13	1Q/14	2Q/14	3Q/14	4Q/14
High radiation area occurrences	0	0	0	0	0	0	0	1
Very high radiation area occurrences	0	0	0	0	0	0	0	0
Unintended exposure occurrences	0	0	0	0	0	0	0	0
Indicator value	1	1	1	0	0	0	0	1

Licensee Comments: none

RETS/ODCM Radiological Effluent



Thresholds: White > 1.0 Yellow > 3.0

Notes

RETS/ODCM Radiological Effluent	1Q/13	2Q/13	3Q/13	4Q/13	1Q/14	2Q/14	3Q/14	4Q/14
RETS/ODCM occurrences	0	0	0	0	0	0	0	0
Indicator value	0	0	0	0	0	0	0	0

Licensee Comments: none

Although the Security Cornerstone is included in the Reactor Oversight Process assessment program, the Commission has decided that specific information related to findings and performance indicators pertaining to the Security Cornerstone will not be publicly available to ensure that security information is not provided to a possible adversary. Other than the fact that a finding or performance indicator is Green or Greater-Than-Green, security related information will not be displayed on the public web page.

 [Action Matrix Summary](#) | [Inspection Findings Summary](#) | [PI Summary](#) | [Reactor Oversight Process](#)

Last Modified: February 3, 2015