

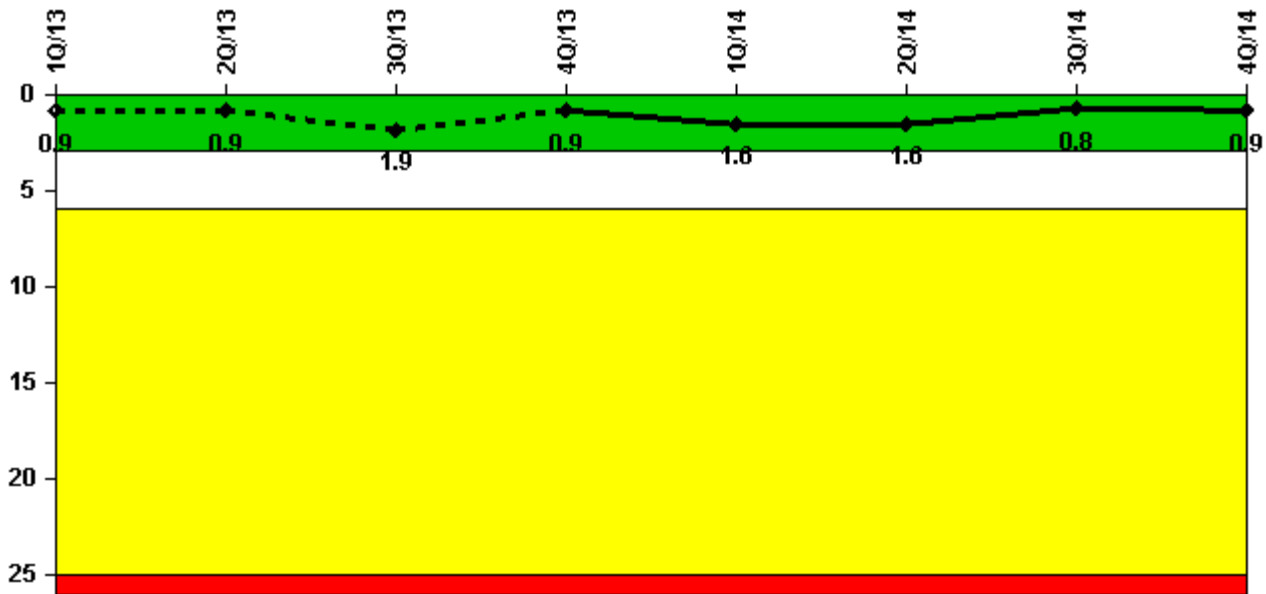
Diablo Canyon 2

4Q/2014 Performance Indicators

The solid trend line represents the current reporting period.

Licensee's General Comments: none

Unplanned Scrams per 7000 Critical Hrs



Thresholds: White > 3.0 Yellow > 6.0 Red > 25.0

Notes

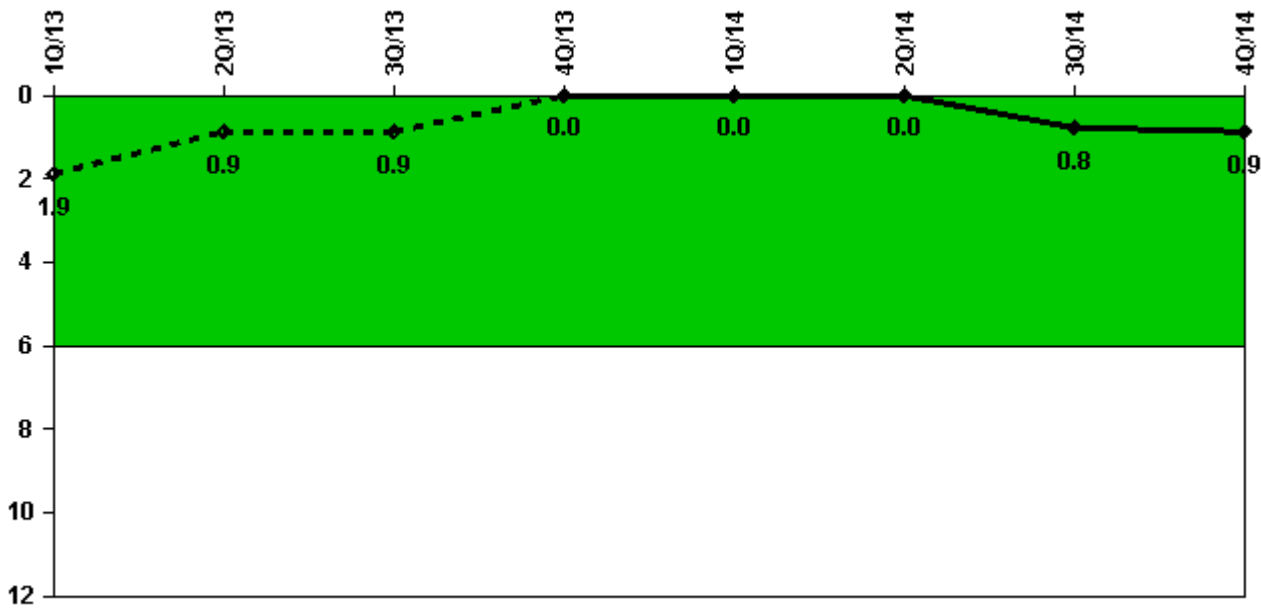
Unplanned Scrams per 7000 Critical Hrs	1Q/13	2Q/13	3Q/13	4Q/13	1Q/14	2Q/14	3Q/14	4Q/14
Unplanned scrams	0	0	1.0	0	1.0	0	0	0
Critical hours	1041.1	2184.0	2130.0	2209.0	2033.1	2184.0	2136.8	1453.4
Indicator value	0.9	0.9	1.9	0.9	1.6	1.6	0.8	0.9

Licensee Comments:

1Q/14: A Unit 2 reactor trip due to a lightning arrestor failure occurred on February 2. This event is counted as an unplanned scram per NEI 99-02.

1Q/13: There were no initiating events for Unit 2 during the first quarter of 2013.

Unplanned Power Changes per 7000 Critical Hrs



Thresholds: White > 6.0

Notes

Unplanned Power Changes per 7000 Critical Hrs	1Q/13	2Q/13	3Q/13	4Q/13	1Q/14	2Q/14	3Q/14	4Q/14
Unplanned power changes	0	0	0	0	0	0	1.0	0
Critical hours	1041.1	2184.0	2130.0	2209.0	2033.1	2184.0	2136.8	1453.4
Indicator value	1.9	0.9	0.9	0	0	0	0.8	0.9

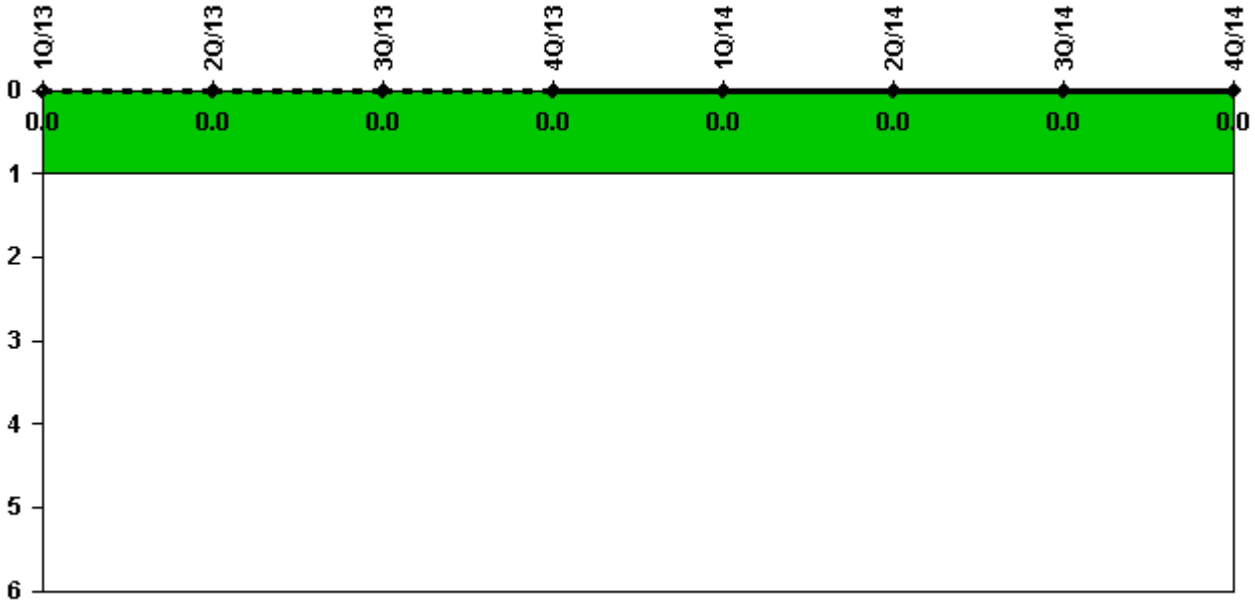
Licensee Comments:

3Q/14: On August 14, 2014, Diablo Canyon Unit 2 was shut down due to two diesel generators inoperable. During a planned maintenance outage window, a cracked fuel line bolt was discovered. During extent of condition investigations on the other diesel generators, an additional cracked bolt was identified. During restoration of the second diesel generator, a fuel oil leak was discovered on its fuel oil booster pump. The cracked bolts and fuel oil booster pump were replaced.

1Q/14: Diablo Canyon Unit 2 operated at approximately 100 percent power with the following exceptions: 1) Unit 2 power was reduced to approximately 50% power for planned circulating water tunnel cleaning between January 10 and January 14, 2014, 2) From January 4 to January 10, 2014, power was reduced approximately 10 MW for improved equipment performance, 3) On February 28, 2014, Unit 2 power was reduced to approximately 25 percent power due to high ocean swells. The high ocean swell power reduction is excluded per NEI 99-02 FAQs for Diablo Canyon.

1Q/13: There were no initiating events for Unit 2 during the first quarter of 2013.

Unplanned Scrams with Complications



Thresholds: White > 1.0

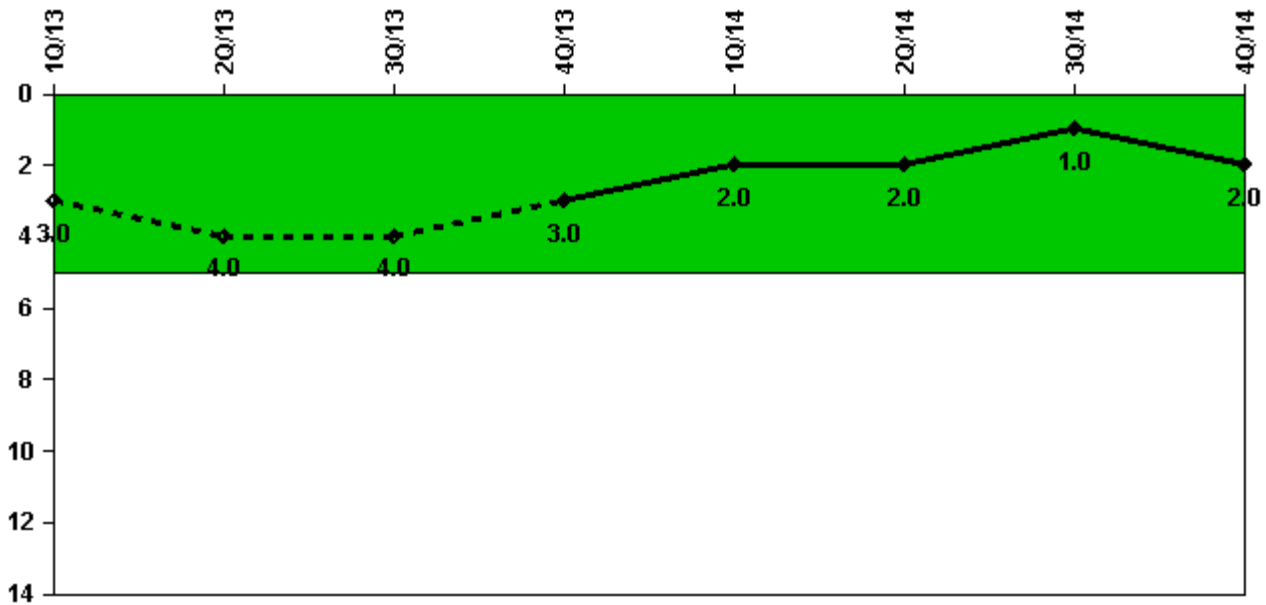
Notes

Unplanned Scrams with Complications	1Q/13	2Q/13	3Q/13	4Q/13	1Q/14	2Q/14	3Q/14	4Q/14
Scrams with complications	0	0	0	0	0	0	0	0
Indicator value	0.0	0.0	0.0	0.0	0.0	0.0	0.0	0.0

Licensee Comments:

1Q/13: There were no initiating events for Unit 2 during the first quarter of 2013.

Safety System Functional Failures (PWR)



Thresholds: White > 5.0

Notes

Safety System Functional Failures (PWR)	1Q/13	2Q/13	3Q/13	4Q/13	1Q/14	2Q/14	3Q/14	4Q/14
Safety System Functional Failures	1	1	1	0	0	1	0	1
Indicator value	3	4	4	3	2	2	1	2

Licensee Comments:

4Q/14: LER 2-2014-002-00 (PG&E Letter DCL-14-090) dated 10/14/2014 reports a SSFF for two diesel generators inoperable.

2Q/14: LER 1-2014-003-00 reported an unanalyzed condition regarding diesel exhaust plenum inadequate protection from tornado missiles. This constitutes a safety system functional failure. A supplement to the LER will be provided. Reference SAPN 50639263.

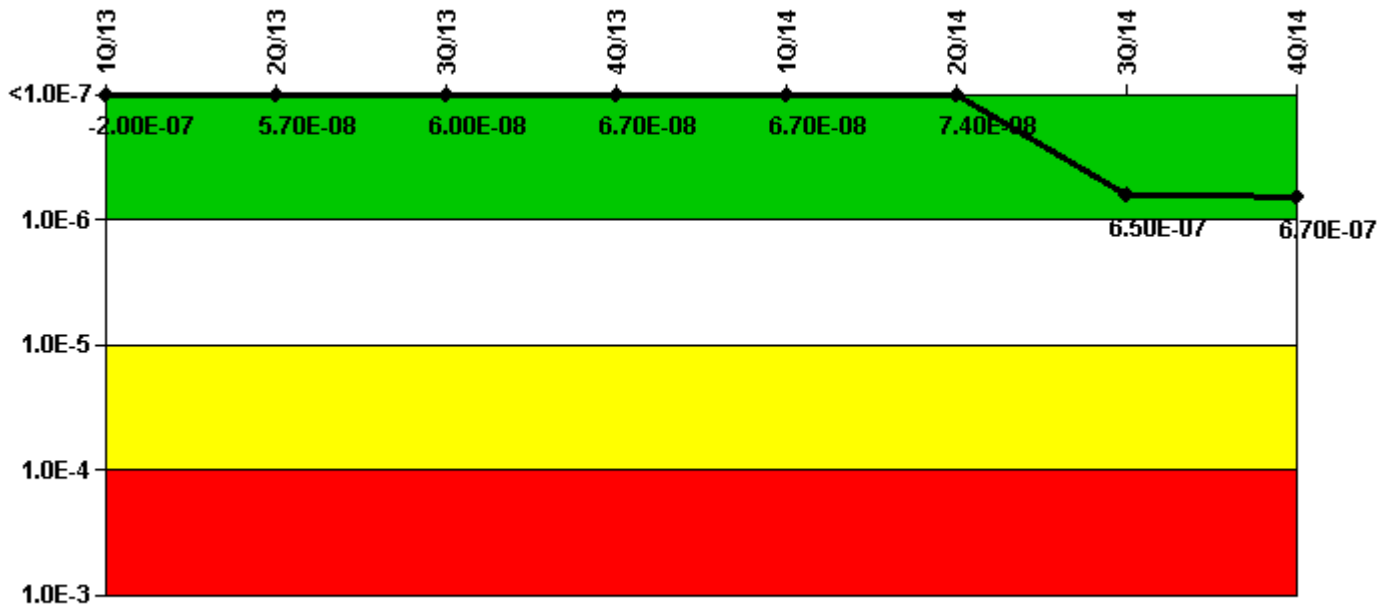
3Q/13: LER 2-2013-004 submitted on July 30, 2013 identified a SSFF for Technical Specification 3.8.1 not being met due to a failed wire lug on emergency diesel generator 2-3.

2Q/13: DCP Unit 2 had 1 SSFF reported in May 2013 for a loss of two source range nuclear instruments in Mode 6 during Unit 2 refueling outage seventeen. Reference DCL-13-050, LER 2-2013-002-00.

1Q/13: Unit 2 recorded 1 safety system functional failure for the first quarter of 2013. DCL-13-005 reported that inadequate design controls resulted in loss of the control room ventilation system. See LER 1-2012-008-00. (LER # added 6-13-2013)

1Q/13: Unit 2 recorded 1 safety system functional failure for the first quarter of 2013. DCL-13-005 reported that inadequate design controls resulted in loss of the control room ventilation system.

Mitigating Systems Performance Index, Emergency AC Power System



Thresholds: White > 1.00E-6 Yellow > 1.00E-5 Red > 1.00E-4

Notes

Mitigating Systems Performance Index, Emergency AC Power System	1Q/13	2Q/13	3Q/13	4Q/13	1Q/14	2Q/14	3Q/14	4Q/14
UAI (Δ CDF)	7.25E-09	6.76E-09	4.73E-09	4.73E-09	-1.95E-09	-2.10E-09	1.15E-08	1.61E-08
URI (Δ CDF)	-2.06E-07	4.98E-08	5.56E-08	6.21E-08	6.88E-08	7.57E-08	6.38E-07	6.53E-07
PLE	NO	NO	NO	NO	NO	NO	NO	NO
Indicator value	-2.00E-07	5.70E-08	6.00E-08	6.70E-08	6.70E-08	7.40E-08	6.50E-07	6.70E-07

Licensee Comments:

3Q/14: Per NEI 99-02, Revision 7, Table 1, the following is noted: The data for MSPI Emergency AC Power System is not complete. Engineering evaluation for three diesel events (August to September 2014) are waiting on input from a vendor (MPR) on past operability.

3Q/14: The data for MSPI Emergency AC Power System is not complete. Three diesel events (August to September 2014) are waiting past operability evaluations. In the interim, they are conservatively entered as "run failures."


3Q/14: The data for MSPI Emergency AC Power System is not complete. Two diesel events (August 2014) are

waiting past operability evaluations. In the interim, they are conservatively entered as "run failures."

1Q/13: Changed PRA Parameter(s).

1Q/13: Diablo Canyon Probabilistic Risk Assessment (PRA) model revision DC02 was approved on 11/23/2012. The Mitigating System Performance Index (MSPI) basis document revision 7A was approved on 4/18/2013 and contains the updated PRA parameters. The DC02 model revision is a periodic update that incorporates new model data for initiating events, equipment failures probabilities and Human error probabilities. As a result of this update, the Core Damage Frequency, Fussel-Vessely and basic event probabilities for all monitored trains and components were revised. The update also resulted in the addition of two monitored Component Cooling Water flow control vales scoped into the Residual Heat Removal system which were previously screened out due to low Birnbaum values.

Mitigating Systems Performance Index, High Pressure Injection System



Thresholds: White > 1.00E-6 Yellow > 1.00E-5 Red > 1.00E-4

Notes

Mitigating Systems Performance Index, High Pressure Injection System	1Q/13	2Q/13	3Q/13	4Q/13	1Q/14	2Q/14	3Q/14	4Q/14
UAI (Δ CDF)	-1.27E-10	6.25E-10	5.78E-10	6.04E-10	6.03E-10	5.26E-10	5.54E-10	5.02E-10
URI (Δ CDF)	-1.16E-09	-1.16E-09	-1.16E-09	-1.16E-09	-1.16E-09	-1.16E-09	-1.16E-09	-1.16E-09
PLE	NO	NO	NO	NO	NO	NO	NO	NO
	-1.30E-	-5.30E-	-5.80E-	-5.50E-	-5.50E-	-6.30E-	-6.00E-	-6.50E-


Indicator value	09	10	10	10	10	10	10	10
-----------------	----	----	----	----	----	----	----	----

Licensee Comments:

1Q/13: Diablo Canyon Probabilistic Risk Assessment (PRA) model revision DC02 was approved on 11/23/2012. The Mitigating System Performance Index (MSPI) basis document revision 7A was approved on 4/18/2013 and contains the updated PRA parameters. The DC02 model revision is a periodic update that incorporates new model data for initiating events, equipment failures probabilities and Human error probabilities. As a result of this update, the Core Damage Frequency, Fussler-Vessely and basic event probabilities for all monitored trains and components were revised. The update also resulted in the addition of two monitored Component Cooling Water flow control vales scoped into the Residual Heat Removal system which were previously screened out due to low Birnbaum values.

1Q/13: Changed PRA Parameter(s).

Mitigating Systems Performance Index, Heat Removal System



Thresholds: White > 1.00E-6 Yellow > 1.00E-5 Red > 1.00E-4

Notes

Mitigating Systems Performance Index, Heat Removal System	1Q/13	2Q/13	3Q/13	4Q/13	1Q/14	2Q/14	3Q/14	4Q/14
UAI (ΔCDF)	-1.18E-08	-1.18E-08	-1.19E-08	-1.16E-08	-1.17E-08	-1.15E-08	-1.19E-08	-1.19E-08
URI (ΔCDF)	9.18E-08	9.18E-08	8.87E-08	8.87E-08	9.06E-08	9.06E-08	9.06E-08	9.06E-08
PLE	NO	NO	NO	NO	NO	NO	NO	NO

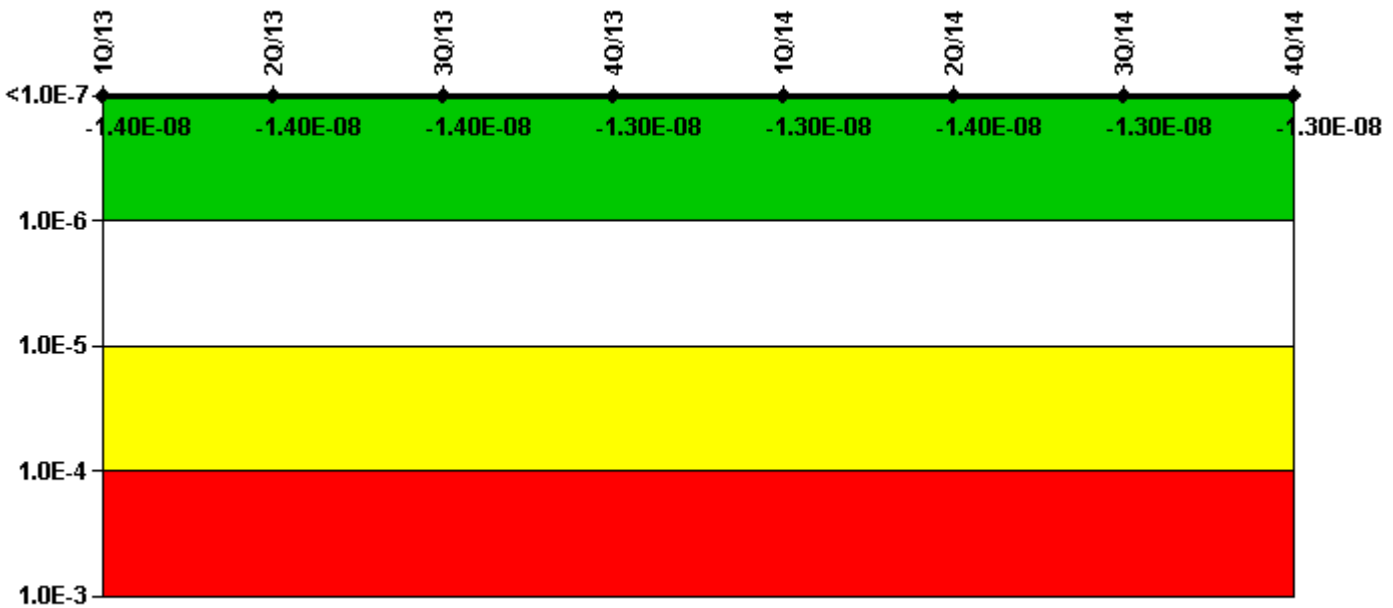
Indicator value	8.00E-08	8.00E-08	7.70E-08	7.70E-08	7.90E-08	7.90E-08	7.90E-08	7.90E-08	7.90E-08

Licensee Comments:

1Q/13: Diablo Canyon Probabilistic Risk Assessment (PRA) model revision DC02 was approved on 11/23/2012. The Mitigating System Performance Index (MSPI) basis document revision 7A was approved on 4/18/2013 and contains the updated PRA parameters. The DC02 model revision is a periodic update that incorporates new model data for initiating events, equipment failures probabilities and Human error probabilities. As a result of this update, the Core Damage Frequency, Fussler-Vessely and basic event probabilities for all monitored trains and components were revised. The update also resulted in the addition of two monitored Component Cooling Water flow control vales scoped into the Residual Heat Removal system which were previously screened out due to low Birnbaum values.

1Q/13: Changed PRA Parameter(s).

Mitigating Systems Performance Index, Residual Heat Removal System



Thresholds: White > 1.00E-6 Yellow > 1.00E-5 Red > 1.00E-4

Notes

Mitigating Systems Performance Index, Residual Heat Removal System	1Q/13	2Q/13	3Q/13	4Q/13	1Q/14	2Q/14	3Q/14	4Q/14
UAI (Δ CDF)	-2.41E-09	-2.41E-09	-2.41E-09	-1.66E-09	-1.78E-09	-2.09E-09	-1.70E-09	-1.47E-09
	-1.14E-	-1.15E-	-1.15E-	-1.16E-	-1.16E-	-1.17E-	-1.17E-	-1.18E-


URI (Δ CDF)	08	08	08	08	08	08	08	08
PLE	NO	NO	NO	NO	NO	NO	NO	NO
Indicator value	-1.40E-08	-1.40E-08	-1.40E-08	-1.30E-08	-1.30E-08	-1.40E-08	-1.30E-08	-1.30E-08

Licensee Comments:

1Q/13: Diablo Canyon Probabilistic Risk Assessment (PRA) model revision DC02 was approved on 11/23/2012. The Mitigating System Performance Index (MSPI) basis document revision 7A was approved on 4/18/2013 and contains the updated PRA parameters. The DC02 model revision is a periodic update that incorporates new model data for initiating events, equipment failures probabilities and Human error probabilities. As a result of this update, the Core Damage Frequency, Fussel-Vessely and basic event probabilities for all monitored trains and components were revised. The update also resulted in the addition of two monitored Component Cooling Water flow control vales scoped into the Residual Heat Removal system which were previously screened out due to low Birnbaum values.

1Q/13: Changed PRA Parameter(s).

Mitigating Systems Performance Index, Cooling Water Systems



Thresholds: White > 1.00E-6 Yellow > 1.00E-5 Red > 1.00E-4

Notes

Mitigating Systems Performance Index, Cooling Water Systems	1Q/13	2Q/13	3Q/13	4Q/13	1Q/14	2Q/14	3Q/14	4Q/14

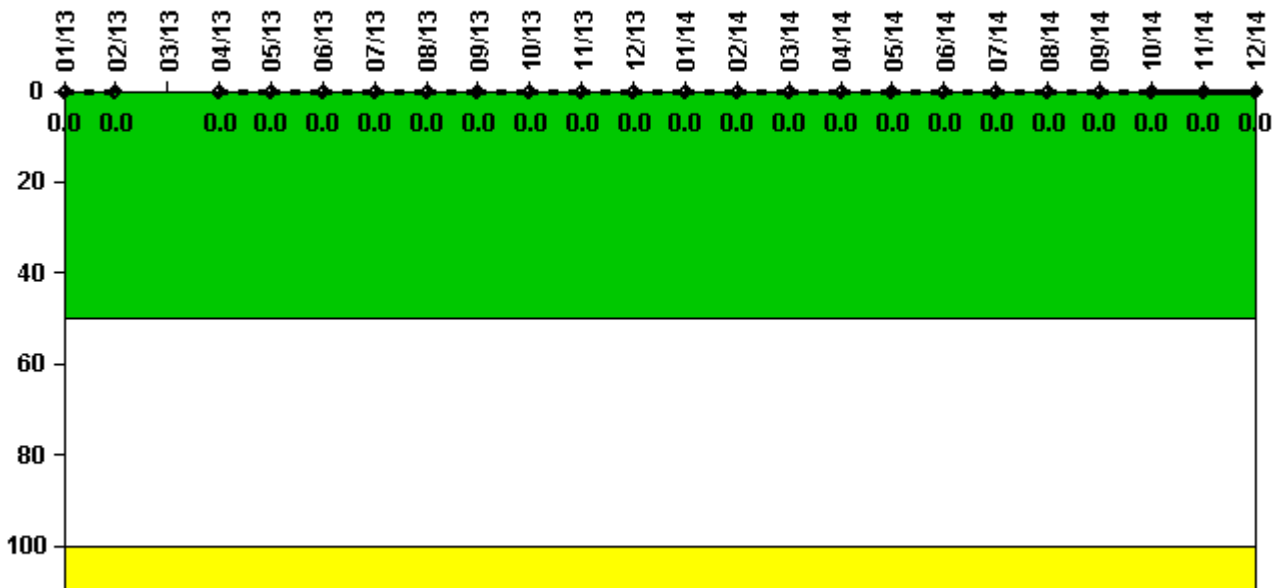
UAI (ΔCDF)	1.16E-07	4.83E-08	1.86E-08	1.83E-08	5.93E-08	5.11E-09	3.19E-08	3.45E-08
URI (ΔCDF)	-4.67E-08	-4.67E-08	-4.67E-08	-4.67E-08	-4.68E-08	-4.68E-08	-4.68E-08	-4.68E-08
PLE	NO	NO	NO	NO	NO	NO	NO	NO
Indicator value	6.90E-08	1.60E-09	-2.80E-08	-2.80E-08	1.30E-08	-4.20E-08	-1.50E-08	-1.20E-08

Licensee Comments:

1Q/13: Diablo Canyon Probabilistic Risk Assessment (PRA) model revision DC02 was approved on 11/23/2012. The Mitigating System Performance Index (MSPI) basis document revision 7A was approved on 4/18/2013 and contains the updated PRA parameters. The DC02 model revision is a periodic update that incorporates new model data for initiating events, equipment failures probabilities and Human error probabilities. As a result of this update, the Core Damage Frequency, Fussel-Vessely and basic event probabilities for all monitored trains and components were revised. The update also resulted in the addition of two monitored Component Cooling Water flow control vales scoped into the Residual Heat Removal system which were previously screened out due to low Birnbaum values.

1Q/13: Changed PRA Parameter(s).

Reactor Coolant System Activity



Thresholds: White > 50.0 Yellow > 100.0


Notes

Reactor Coolant System Activity	1/13	2/13	3/13	4/13	5/13	6/13	7/13	8/13	9/13	10/13	11/13	12/13
Maximum activity	0.000401	0.000215	N/A	0.000081	0.000077	0.000088	0.000088	0.000093	0.000088	0.000096	0.000098	0.000116
Technical specification limit	1.0	1.0	1.0	1.0	1.0	1.0	1.0	1.0	1.0	1.0	1.0	1.0
Indicator value	0	0	N/A	0	0	0	0	0	0	0	0	0

Reactor Coolant System Activity	1/14	2/14	3/14	4/14	5/14	6/14	7/14	8/14	9/14	10/14	11/14	12/14
Maximum activity	0.000103	0.000104	0.000109	0.000118	0.000128	0.000126	0.000127	0.000138	0.000141	0.000097	0.000128	0.000141
Technical specification limit	1.0	1.0	1.0	1.0	1.0	1.0	1.0	1.0	1.0	1.0	1.0	1.0
Indicator value	0	0	0	0	0	0	0	0	0	0	0	0

Licensee Comments: none

Reactor Coolant System Leakage



Thresholds: White > 50.0 Yellow > 100.0

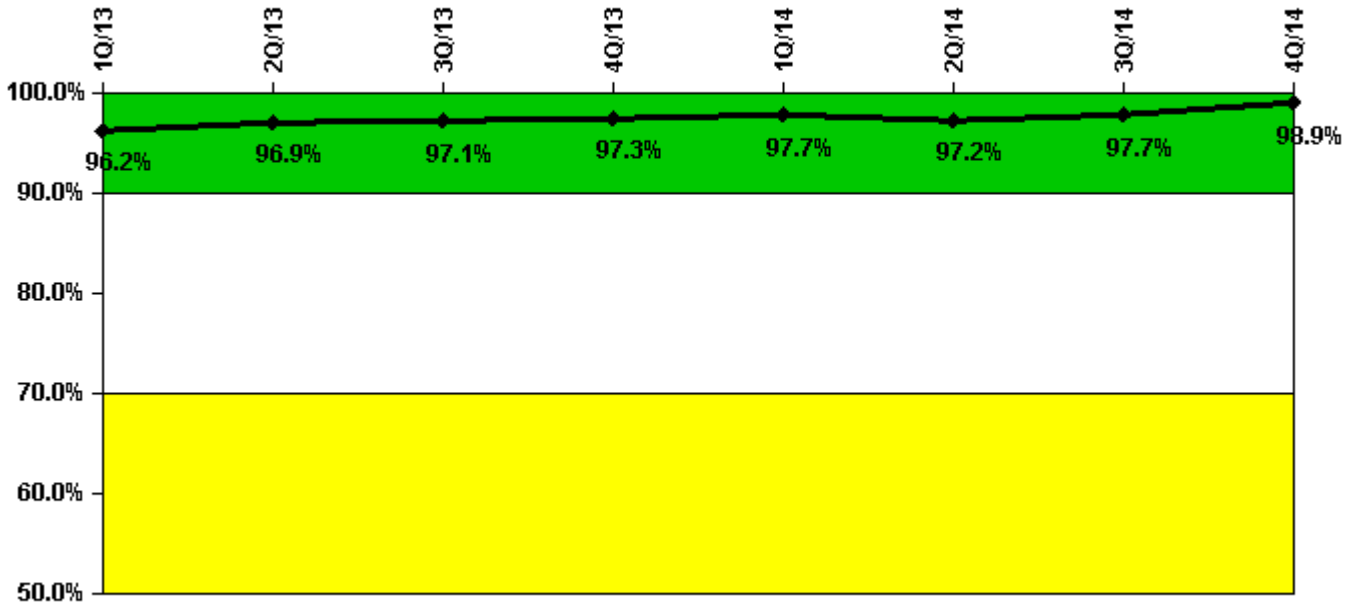
Notes

Reactor Coolant System Leakage	1/13	2/13	3/13	4/13	5/13	6/13	7/13	8/13	9/13	10/13	11/13	12/13
Maximum leakage	0.039	0.031	0.055	0.079	0.054	0.071	0.125	0.170	0.191	0.201	0.235	0.354
Technical specification limit	10.0	10.0	10.0	10.0	10.0	10.0	10.0	10.0	10.0	10.0	10.0	10.0
Indicator value	0.4	0.3	0.6	0.8	0.5	0.7	1.3	1.7	1.9	2.0	2.4	3.5

Reactor Coolant System Leakage	1/14	2/14	3/14	4/14	5/14	6/14	7/14	8/14	9/14	10/14	11/14	12/14
Maximum leakage	0.207	0.196	0.197	0.189	0.133	0.178	0.177	0.194	0.191	0.212	0.062	0.057
Technical specification limit	10.0	10.0	10.0	10.0	10.0	10.0	10.0	10.0	10.0	10.0	10.0	10.0
Indicator value	2.1	2.0	2.0	1.9	1.3	1.8	1.8	1.9	1.9	2.1	0.6	0.6

Licensee Comments: none

Drill/Exercise Performance



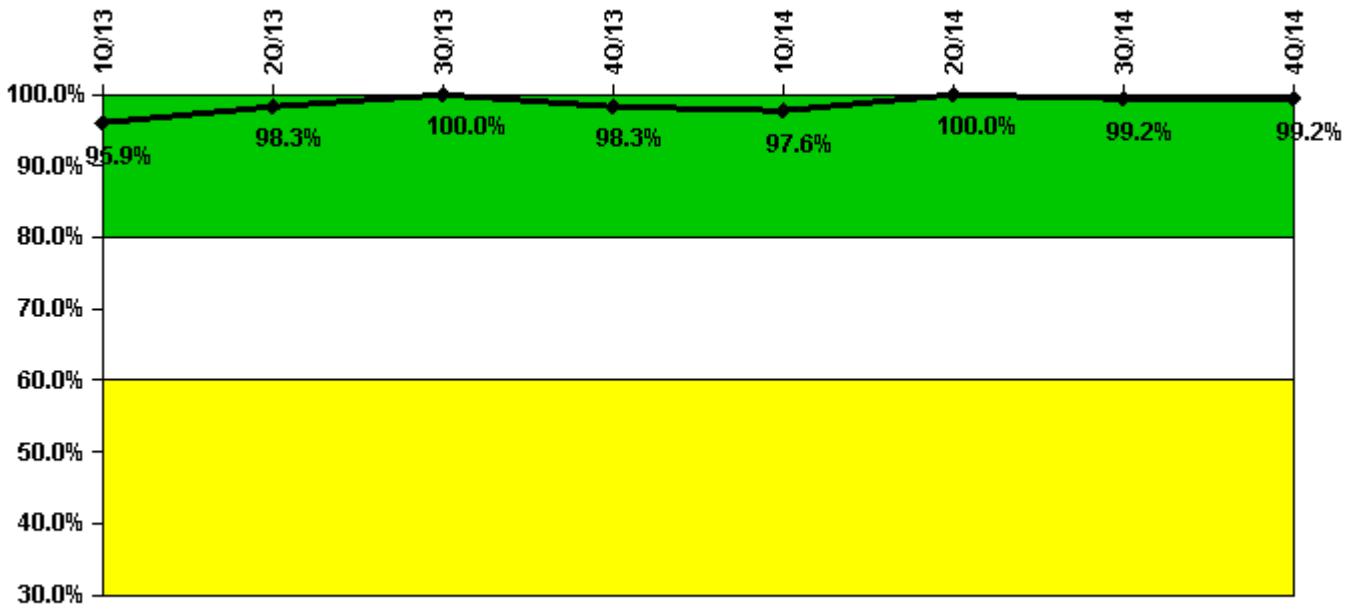
Thresholds: White < 90.0% Yellow < 70.0%

Notes

Drill/Exercise Performance	1Q/13	2Q/13	3Q/13	4Q/13	1Q/14	2Q/14	3Q/14	4Q/14
Successful opportunities	8.0	37.0	29.0	42.0	19.0	64.0	33.0	26.0
Total opportunities	8.0	37.0	29.0	42.0	19.0	67.0	33.0	26.0
Indicator value	96.2%	96.9%	97.1%	97.3%	97.7%	97.2%	97.7%	98.9%

Licensee Comments: none

ERO Drill Participation



Thresholds: White < 80.0% Yellow < 60.0%

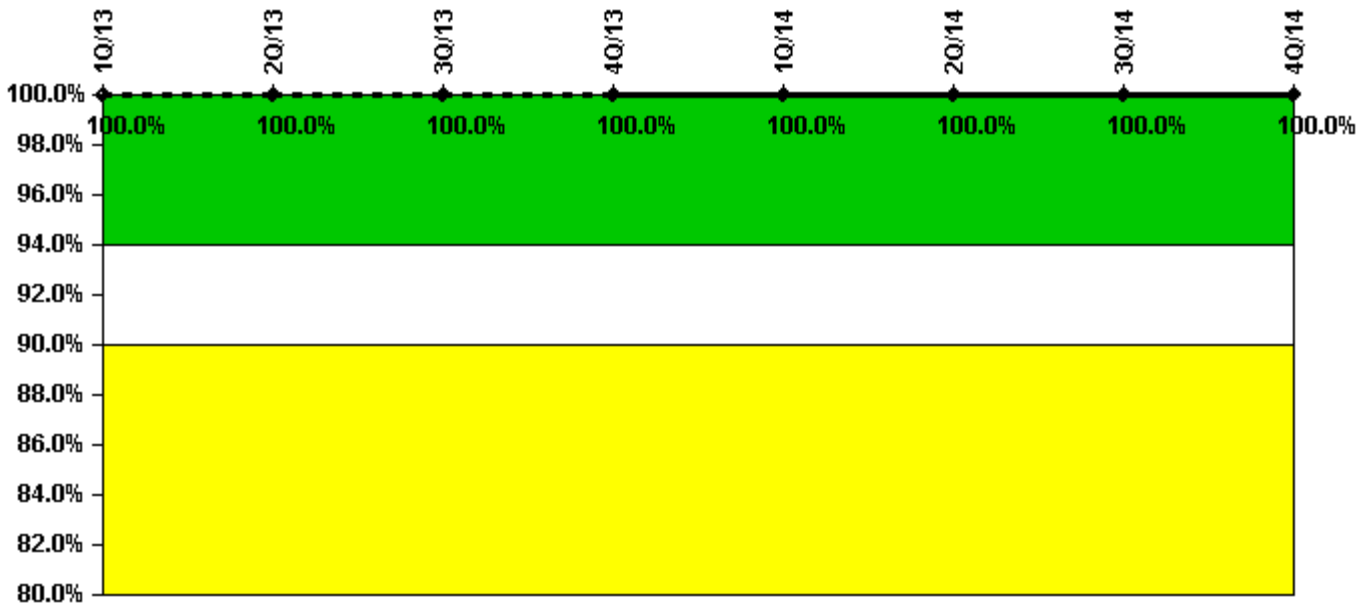
Notes

ERO Drill Participation	1Q/13	2Q/13	3Q/13	4Q/13	1Q/14	2Q/14	3Q/14	4Q/14
Participating Key personnel	117.0	119.0	115.0	118.0	120.0	117.0	120.0	118.0
Total Key personnel	122.0	121.0	115.0	120.0	123.0	117.0	121.0	119.0
Indicator value	95.9%	98.3%	100.0%	98.3%	97.6%	100.0%	99.2%	99.2%

Licensee Comments:

3Q/13: Total Key ERO personnel adjusted due to mis-calculation.

Alert & Notification System



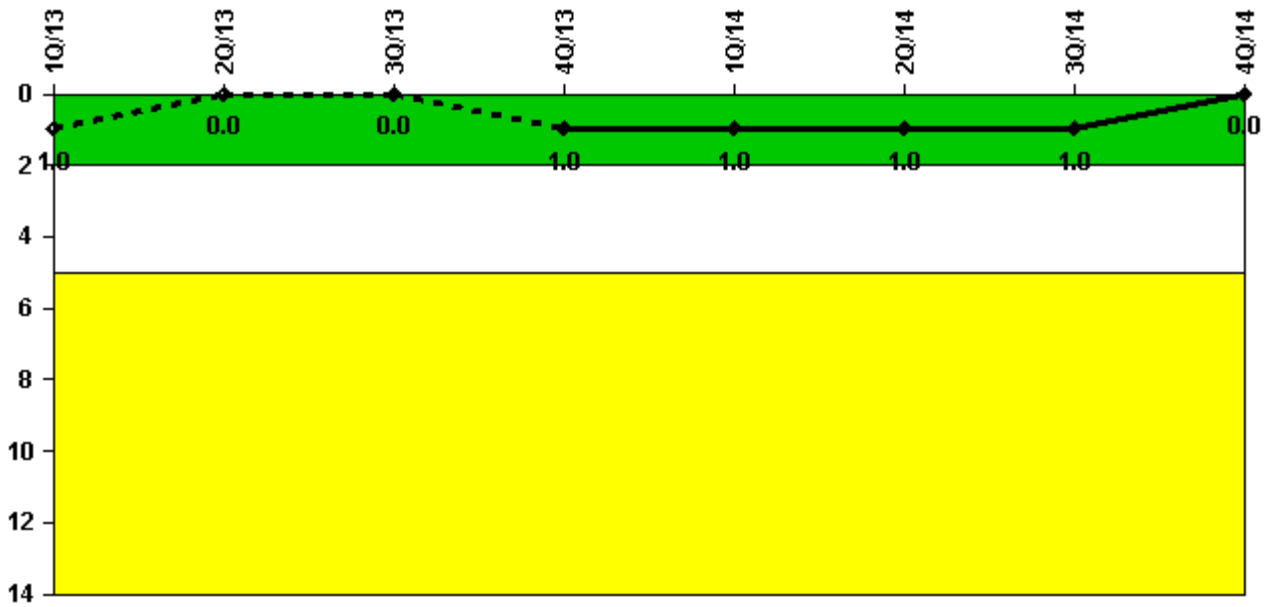
Thresholds: White < 94.0% Yellow < 90.0%

Notes

Alert & Notification System	1Q/13	2Q/13	3Q/13	4Q/13	1Q/14	2Q/14	3Q/14	4Q/14
Successful siren-tests	1046	917	1310	1048	917	917	1310	1048
Total sirens-tests	1047	917	1310	1048	917	917	1310	1048
Indicator value	100.0%	100.0%	100.0%	100.0%	100.0%	100.0%	100.0%	100.0%

Licensee Comments: none

Occupational Exposure Control Effectiveness



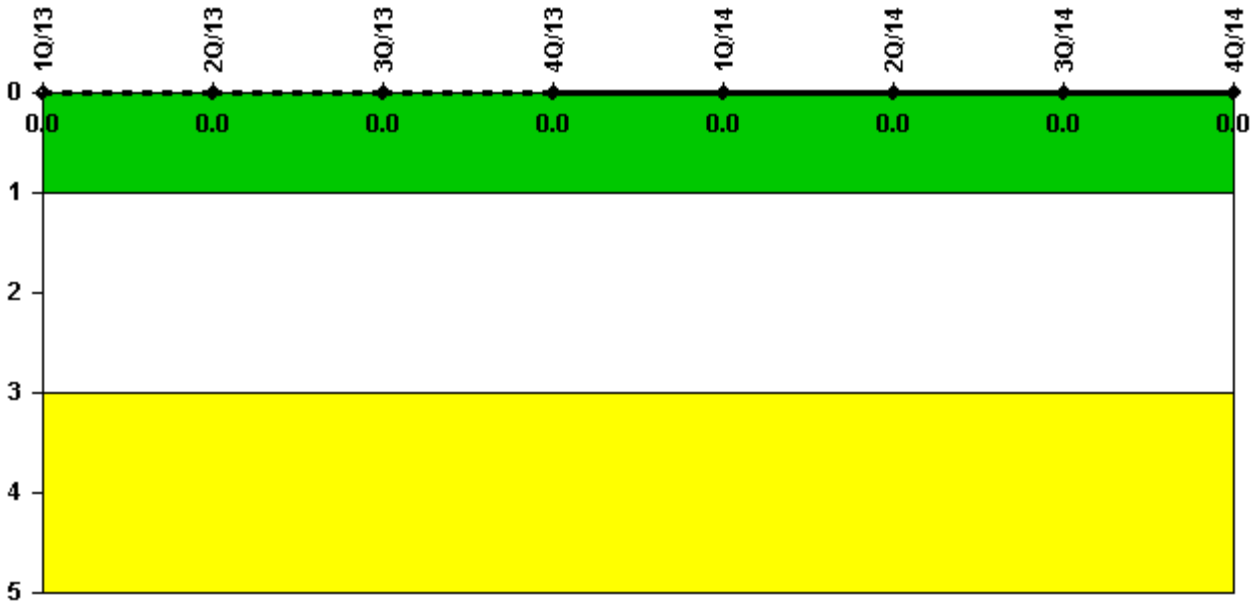
Thresholds: White > 2.0 Yellow > 5.0

Notes

Occupational Exposure Control Effectiveness	1Q/13	2Q/13	3Q/13	4Q/13	1Q/14	2Q/14	3Q/14	4Q/14
High radiation area occurrences	0	0	0	1	0	0	0	0
Very high radiation area occurrences	0	0	0	0	0	0	0	0
Unintended exposure occurrences	0	0	0	0	0	0	0	0
Indicator value	1	0	0	1	1	1	1	0

Licensee Comments: none

RETS/ODCM Radiological Effluent



Thresholds: White > 1.0 Yellow > 3.0

Notes

RETS/ODCM Radiological Effluent	1Q/13	2Q/13	3Q/13	4Q/13	1Q/14	2Q/14	3Q/14	4Q/14
RETS/ODCM occurrences	0	0	0	0	0	0	0	0
Indicator value	0	0	0	0	0	0	0	0

Licensee Comments: none

Although the Security Cornerstone is included in the Reactor Oversight Process assessment program, the Commission has decided that specific information related to findings and performance indicators pertaining to the Security Cornerstone will not be publicly available to ensure that security information is not provided to a possible adversary. Other than the fact that a finding or performance indicator is Green or Greater-Than-Green, security related information will not be displayed on the public web page.

 [Action Matrix Summary](#) | [Inspection Findings Summary](#) | [PI Summary](#) | [Reactor Oversight Process](#)

Last Modified: February 3, 2015