

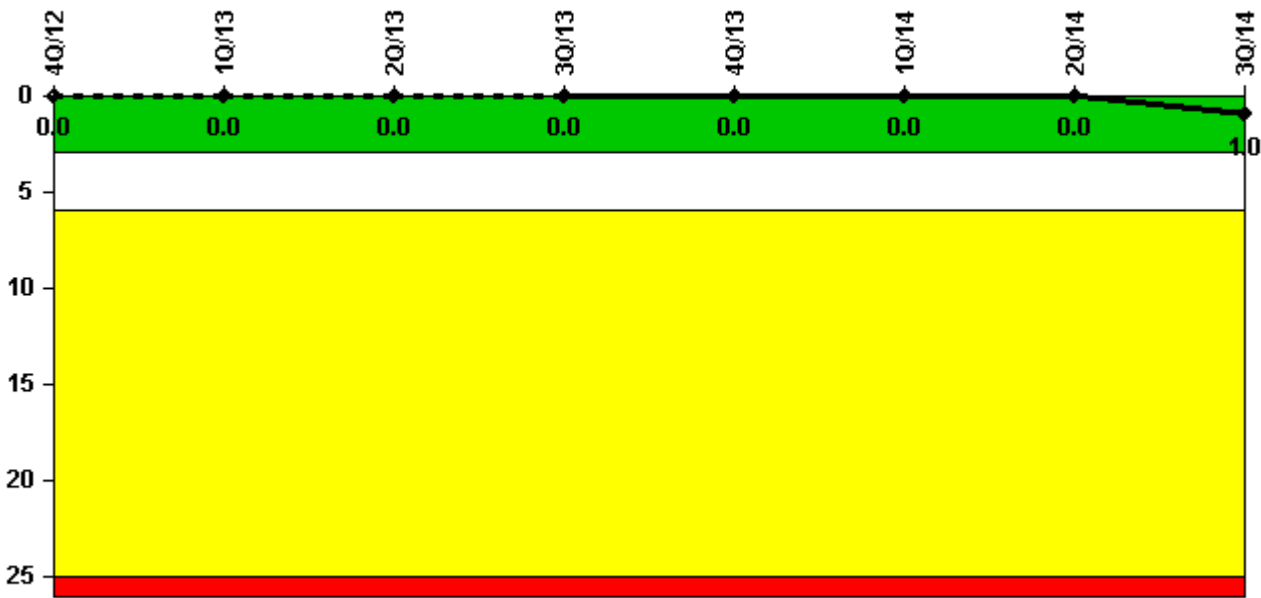
Summer

3Q/2014 Performance Indicators

The solid trend line represents the current reporting period.

Licensee's General Comments: To correct an NRC inspection identified missed simulator evaluation emergency action level identification that occurred on September 30, 2013.

Unplanned Scrams per 7000 Critical Hrs



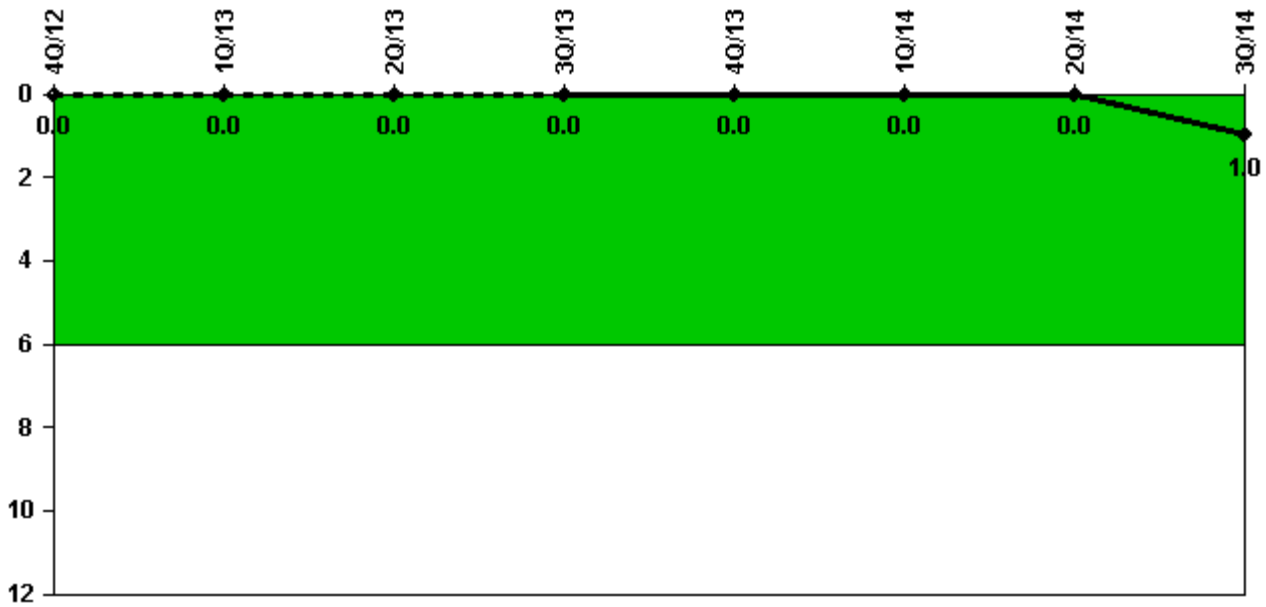
Thresholds: White > 3.0 Yellow > 6.0 Red > 25.0

Notes

Unplanned Scrams per 7000 Critical Hrs	4Q/12	1Q/13	2Q/13	3Q/13	4Q/13	1Q/14	2Q/14	3Q/14
Unplanned scrams	0	0	0	0	0	0	0	1.0
Critical hours	915.7	1944.9	2157.1	2208.0	2209.0	2159.0	853.9	2012.4
Indicator value	0	0	0	0	0	0	0	1.0

Licensee Comments: none

Unplanned Power Changes per 7000 Critical Hrs



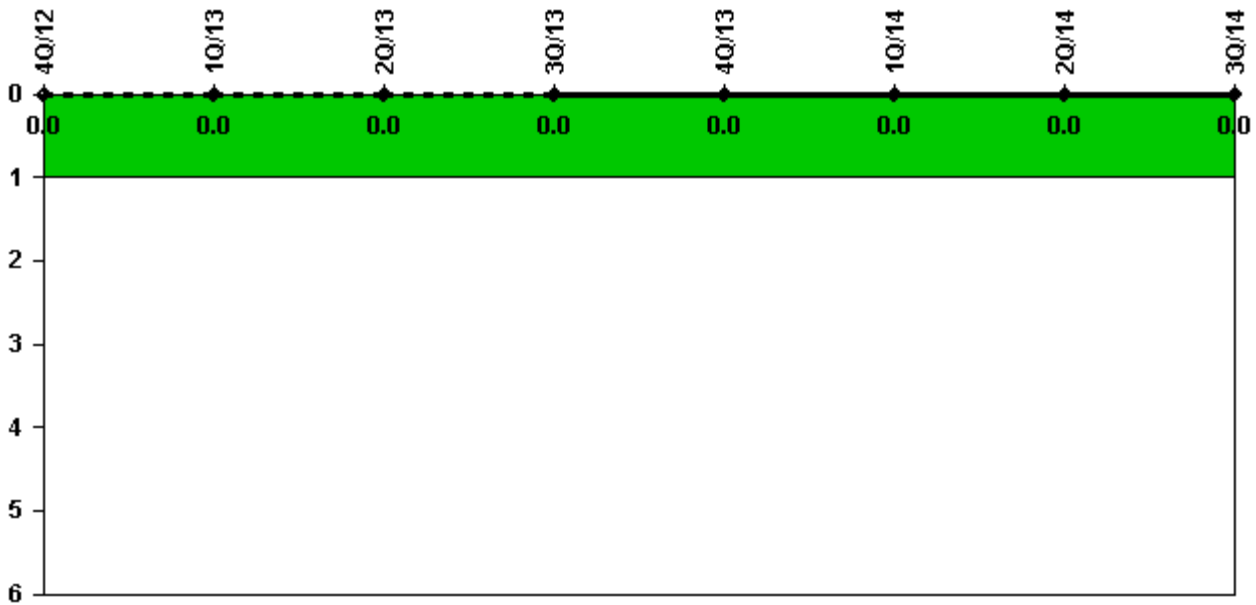
Thresholds: White > 6.0

Notes

Unplanned Power Changes per 7000 Critical Hrs	4Q/12	1Q/13	2Q/13	3Q/13	4Q/13	1Q/14	2Q/14	3Q/14
Unplanned power changes	0	0	0	0	0	0	0	1.0
Critical hours	915.7	1944.9	2157.1	2208.0	2209.0	2159.0	853.9	2012.4
Indicator value	0	0	0	0	0	0	0	1.0

Licensee Comments: none

Unplanned Scrams with Complications



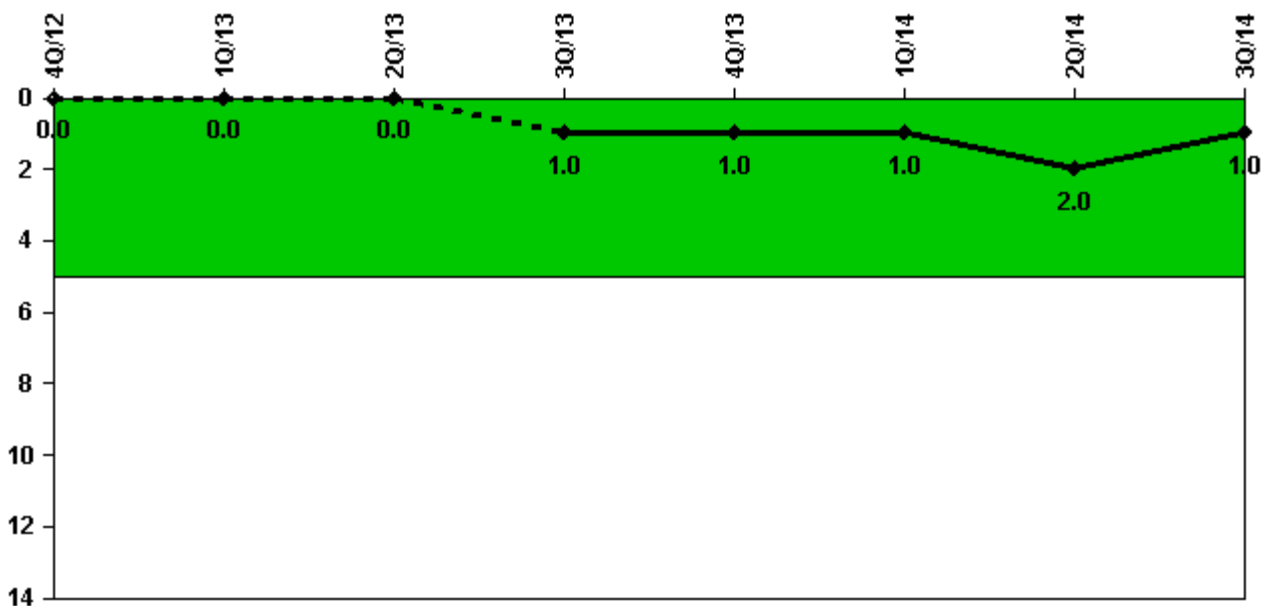
Thresholds: White > 1.0

Notes

Unplanned Scrams with Complications	4Q/12	1Q/13	2Q/13	3Q/13	4Q/13	1Q/14	2Q/14	3Q/14
Scrams with complications	0	0	0	0	0	0	0	0
Indicator value	0.0	0.0	0.0	0.0	0.0	0.0	0.0	0.0

Licensee Comments: none

Safety System Functional Failures (PWR)



Thresholds: White > 5.0

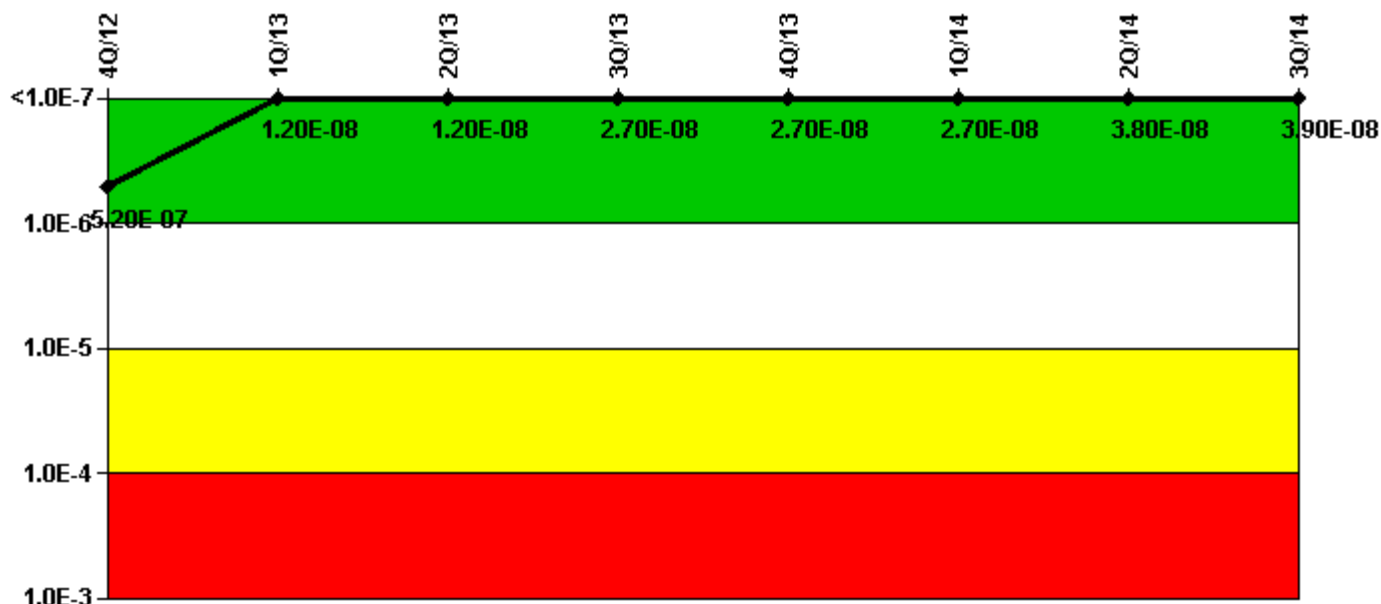
Notes

Safety System Functional Failures (PWR)	4Q/12	1Q/13	2Q/13	3Q/13	4Q/13	1Q/14	2Q/14	3Q/14
Safety System Functional Failures	0	0	0	1	0	0	1	0
Indicator value	0	0	0	1	1	1	2	1

Licensee Comments:

2Q/14: LER 2014-001 CCW Emergency Makeup Valve failed to stroke properly.

Mitigating Systems Performance Index, Emergency AC Power System



Thresholds: White > 1.00E-6 Yellow > 1.00E-5 Red > 1.00E-4

Notes

Mitigating Systems Performance Index, Emergency AC Power System	4Q/12	1Q/13	2Q/13	3Q/13	4Q/13	1Q/14	2Q/14	3Q/14
UAI (ΔCDF)	2.75E-08	1.94E-08	1.94E-08	3.39E-08	3.39E-08	3.38E-08	4.24E-08	4.30E-08
URI (ΔCDF)	4.91E-07	-7.19E-09	-7.19E-09	-7.19E-09	-7.19E-09	-7.19E-09	-4.44E-09	-4.44E-09
PLE	NO	NO	NO	NO	NO	NO	NO	NO
Indicator value	5.20E-07	1.20E-08	1.20E-08	2.70E-08	2.70E-08	2.70E-08	3.80E-08	3.90E-08


Licensee Comments:

2Q/14: Changed PRA Parameter(s). PRA parameter update to reflect changes in the PRA model affecting the Level 2 model, EOOS mapping logic, and type code corrections in PRA model 7b. PRA parameter update to reflect changes in the PRA model affecting the Level 2 model, EOOS mapping logic, and type code corrections in PRA model 7b. EAC Baseline Planned Unavailability was adjusted to reflect the current maintenance strategy to support 24 month on-line overhaul schedule. Correct an error discovered regarding Unavailability events used for EAC (A and B DGs) and AFW (Terry Turbine) and the values being reported.

1Q/14: 3/5/2014 "A" DG was taken out of service for 36 hours 26 minutes for maintenance & repairs. 3/16/2014 - "B" DG taken out of service 140 hours 39 minutes for overhaul. 3/23/2014 - "B" DG taken out of service for 2 hours 2 minutes for Rocker Arm LO Filter replacement

4Q/12: Risk Cap Invoked.

Mitigating Systems Performance Index, High Pressure Injection System



Thresholds: White > 1.00E-6 Yellow > 1.00E-5 Red > 1.00E-4


Notes

Mitigating Systems Performance Index, High Pressure Injection System	4Q/12	1Q/13	2Q/13	3Q/13	4Q/13	1Q/14	2Q/14	3Q/14
UAI (Δ CDF)	-2.14E-09	-2.33E-09	-2.33E-09	-2.33E-09	-2.33E-09	-2.33E-09	-2.31E-09	-2.41E-09
URI (Δ CDF)	2.04E-09	2.17E-09	2.17E-09	2.17E-09	2.17E-09	2.17E-09	3.68E-09	-1.43E-08
PLE	NO	NO	NO	NO	NO	NO	NO	NO
Indicator value	-9.80E-11	-1.50E-10	-1.50E-10	-1.50E-10	-1.50E-10	-1.60E-10	1.40E-09	-1.70E-08

Licensee Comments:

2Q/14: Changed PRA Parameter(s). PRA parameter update to reflect changes in the PRA model affecting the Level 2 model, EOOS mapping logic, and type code corrections in PRA model 7b.

Mitigating Systems Performance Index, Heat Removal System



Thresholds: White > 1.00E-6 Yellow > 1.00E-5 Red > 1.00E-4

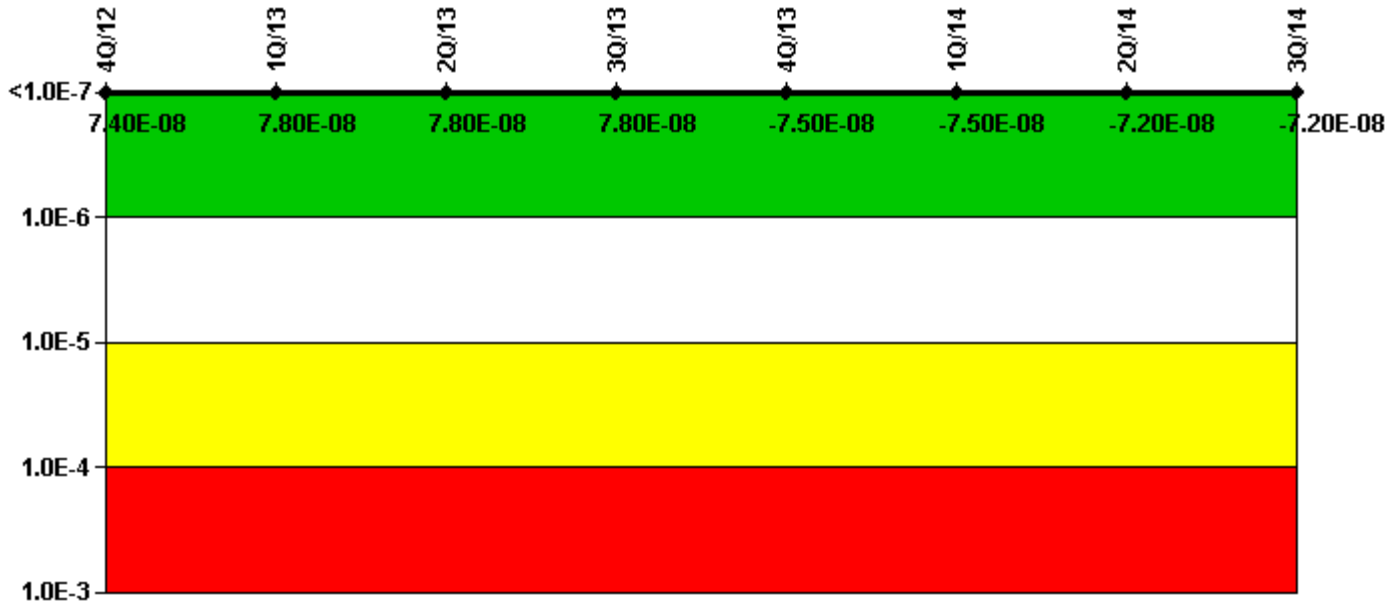
Notes

Mitigating Systems Performance Index, Heat Removal System	4Q/12	1Q/13	2Q/13	3Q/13	4Q/13	1Q/14	2Q/14	3Q/14
UAI (Δ CDF)	-2.03E-08	-1.38E-08	-1.39E-08	-1.41E-08	-1.45E-08	-1.23E-08	-1.62E-08	-1.59E-08
URI (Δ CDF)	-1.23E-07	-1.55E-07	-1.55E-07	-1.55E-07	-1.55E-07	-1.55E-07	-1.56E-07	-1.56E-07
PLE	NO	NO	NO	NO	NO	NO	NO	NO
Indicator value	-1.40E-07	-1.70E-07	-1.70E-07	-1.70E-07	-1.70E-07	-1.70E-07	-1.70E-07	-1.70E-07

Licensee Comments:

2Q/14: Changed PRA Parameter(s). PRA parameter update to reflect changes in the PRA model affecting the Level 2 model, EOOS mapping logic, and type code corrections in PRA model 7b. Correct an error discovered regarding Unavailability events used for EAC (A and B DGs) and AFW (Terry Turbine) and the values being reported.

Mitigating Systems Performance Index, Residual Heat Removal System



Thresholds: White > 1.00E-6 Yellow > 1.00E-5 Red > 1.00E-4


Notes

Mitigating Systems Performance Index, Residual Heat Removal System	4Q/12	1Q/13	2Q/13	3Q/13	4Q/13	1Q/14	2Q/14	3Q/14
UAI (Δ CDF)	-3.00E-09	-3.21E-09	-3.21E-09	-3.22E-09	-8.66E-09	-8.66E-09	-7.82E-09	-7.82E-09
URI (Δ CDF)	7.68E-08	8.08E-08	8.08E-08	8.08E-08	-6.66E-08	-6.66E-08	-6.37E-08	-6.37E-08
PLE	NO	NO	NO	NO	NO	NO	NO	NO
Indicator value	7.40E-08	7.80E-08	7.80E-08	7.80E-08	-7.50E-08	-7.50E-08	-7.20E-08	-7.20E-08

Licensee Comments:

2Q/14: Changed PRA Parameter(s). PRA parameter update to reflect changes in the PRA model affecting the Level 2 model, EOOS mapping logic, and type code corrections in PRA model 7b.

Mitigating Systems Performance Index, Cooling Water Systems



Thresholds: White > 1.00E-6 Yellow > 1.00E-5 Red > 1.00E-4

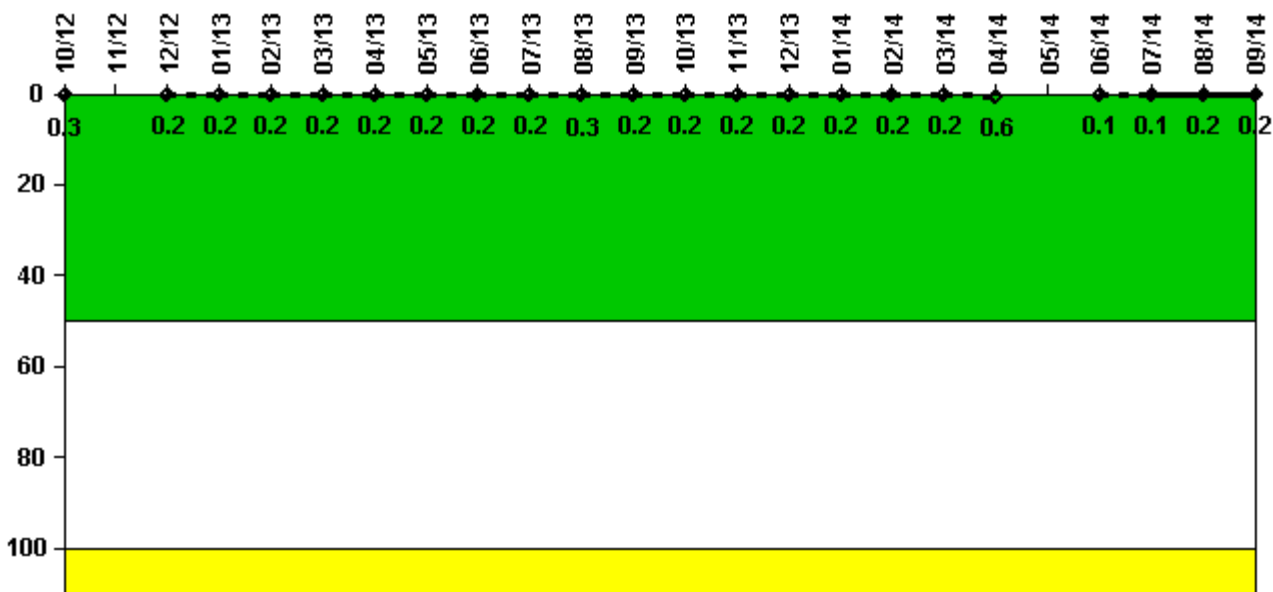
Notes

Mitigating Systems Performance Index, Cooling Water Systems	4Q/12	1Q/13	2Q/13	3Q/13	4Q/13	1Q/14	2Q/14	3Q/14
UAI (Δ CDF)	-8.34E-09	-6.98E-09	-6.98E-09	-6.98E-09	-6.98E-09	-6.98E-09	-6.95E-09	-6.95E-09
URI (Δ CDF)	-5.85E-08	-4.66E-08	-4.66E-08	-4.66E-08	-4.66E-08	-4.66E-08	-4.57E-08	-4.57E-08
PLE	NO	NO	NO	NO	NO	NO	NO	NO
Indicator value	-6.70E-08	-5.40E-08	-5.40E-08	-5.40E-08	-5.40E-08	-5.40E-08	-5.30E-08	-5.30E-08

Licensee Comments:

2Q/14: Changed PRA Parameter(s). PRA parameter update to reflect changes in the PRA model affecting the Level 2 model, EOOS mapping logic, and type code corrections in PRA model 7b

Reactor Coolant System Activity



Thresholds: White > 50.0 Yellow > 100.0

Notes

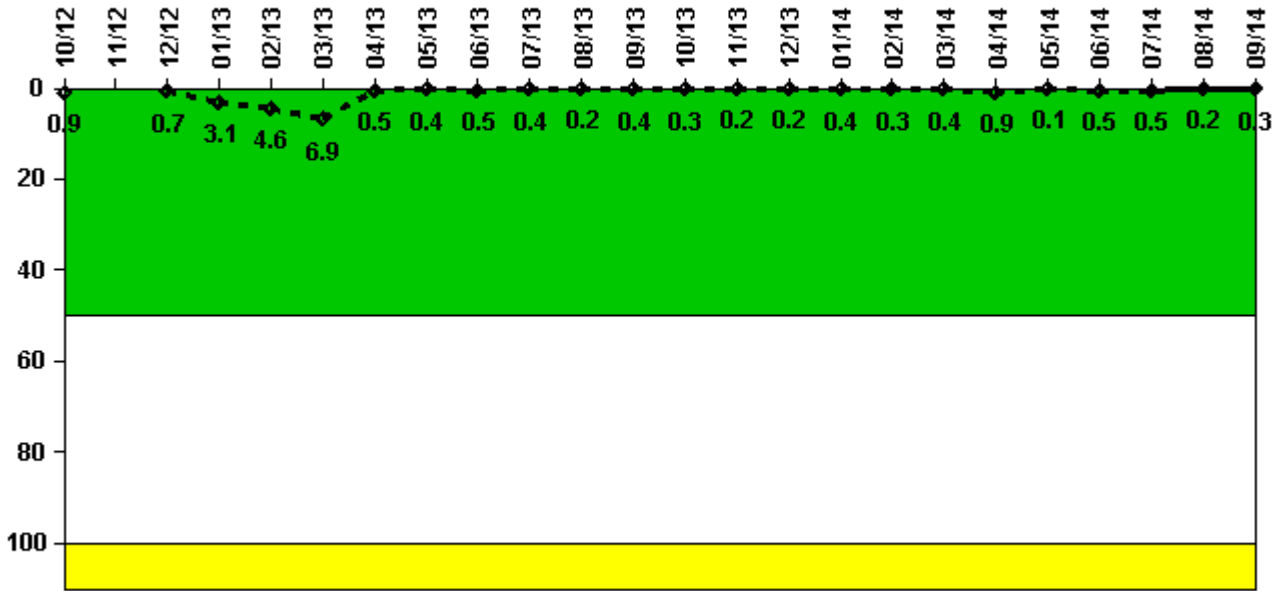
Reactor Coolant System Activity	10/12	11/12	12/12	1/13	2/13	3/13	4/13	5/13	6/13	7/13	8/13	9/13
Maximum activity	0.000199	N/A	0.000096	0.000095	0.000094	0.000095	0.000102	0.000098	0.000111	0.000116	0.000206	0.000121
Technical specification limit	0.1	0.1	0.1	0.1	0.1	0.1	0.1	0.1	0.1	0.1	0.1	0.1
Indicator value	0.3	N/A	0.2	0.2	0.2	0.2	0.2	0.2	0.2	0.2	0.3	0.2

Reactor Coolant System Activity	10/13	11/13	12/13	1/14	2/14	3/14	4/14	5/14	6/14	7/14	8/14	9/14
Maximum activity	0.000124	0.000122	0.000125	0.000136	0.000141	0.000147	0.000346	N/A	0.000085	0.000088	0.000099	0.000090
Technical specification limit	0.1	0.1	0.1	0.1	0.1	0.1	0.1	0.1	0.1	0.1	0.1	0.1
Indicator value	0.2	0.2	0.2	0.2	0.2	0.2	0.6	N/A	0.1	0.1	0.2	0.2

Licensee Comments:

12/12: The plant was shutdown for a scheduled refueling outage for the entire month of November 2012.

Reactor Coolant System Leakage



Thresholds: White > 50.0 Yellow > 100.0

Notes

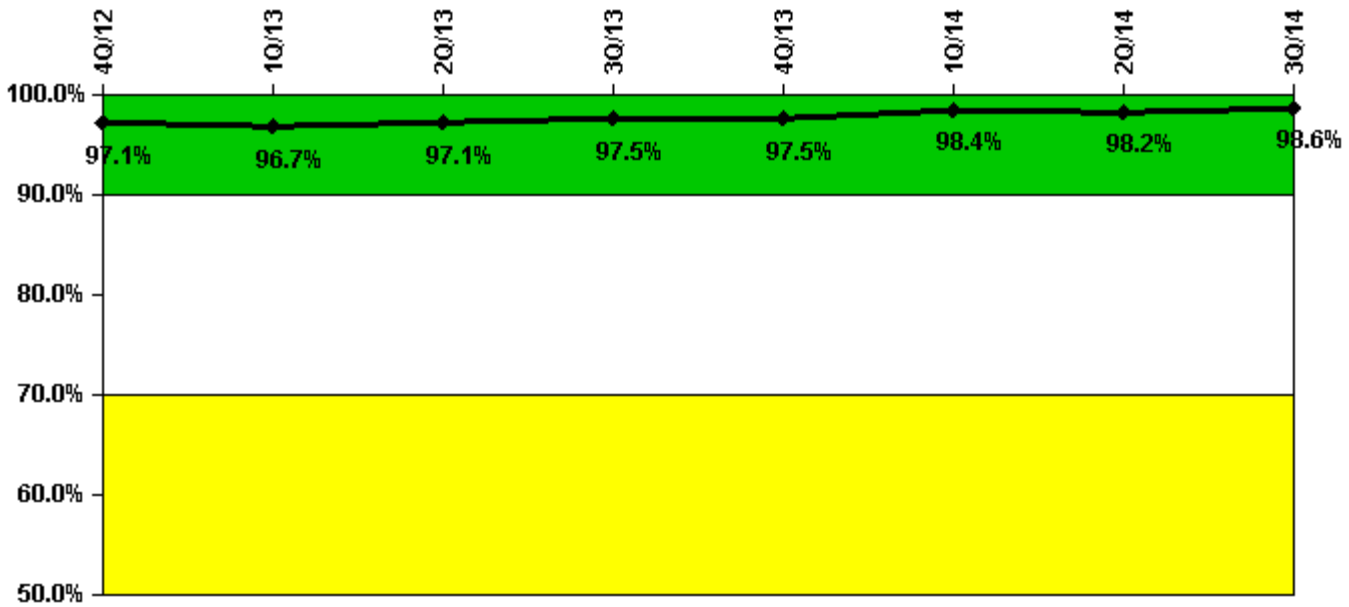
Reactor Coolant System Leakage	10/12	11/12	12/12	1/13	2/13	3/13	4/13	5/13	6/13	7/13	8/13	9/13
Maximum leakage	0.090	N/A	0.070	0.310	0.460	0.690	0.050	0.040	0.050	0.040	0.020	0.040
Technical specification limit	10.0	10.0	10.0	10.0	10.0	10.0	10.0	10.0	10.0	10.0	10.0	10.0
Indicator value	0.9	N/A	0.7	3.1	4.6	6.9	0.5	0.4	0.5	0.4	0.2	0.4

Reactor Coolant System Leakage	10/13	11/13	12/13	1/14	2/14	3/14	4/14	5/14	6/14	7/14	8/14	9/14
Maximum leakage	0.030	0.020	0.020	0.040	0.030	0.040	0.090	0.010	0.050	0.050	0.020	0.030
Technical specification limit	10.0	10.0	10.0	10.0	10.0	10.0	10.0	10.0	10.0	10.0	10.0	10.0
Indicator value	0.3	0.2	0.2	0.4	0.3	0.4	0.9	0.1	0.5	0.5	0.2	0.3

Licensee Comments:

12/12: The plant was shutdown for a scheduled refueling outage for the entire month of November 2012.

Drill/Exercise Performance



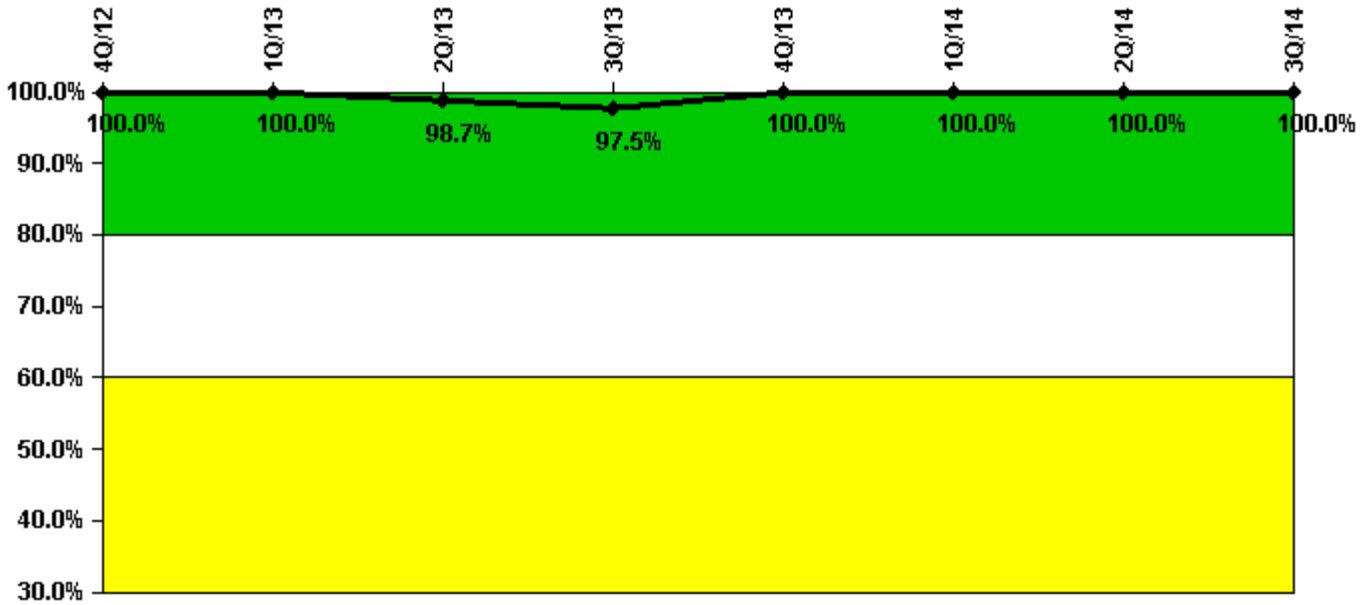
Thresholds: White < 90.0% Yellow < 70.0%

Notes

Drill/Exercise Performance	4Q/12	1Q/13	2Q/13	3Q/13	4Q/13	1Q/14	2Q/14	3Q/14
Successful opportunities	16.0	30.0	88.0	61.0	45.0	34.0	12.0	71.0
Total opportunities	16.0	32.0	90.0	62.0	45.0	34.0	12.0	71.0
Indicator value	97.1%	96.7%	97.1%	97.5%	97.5%	98.4%	98.2%	98.6%

Licensee Comments: none

ERO Drill Participation



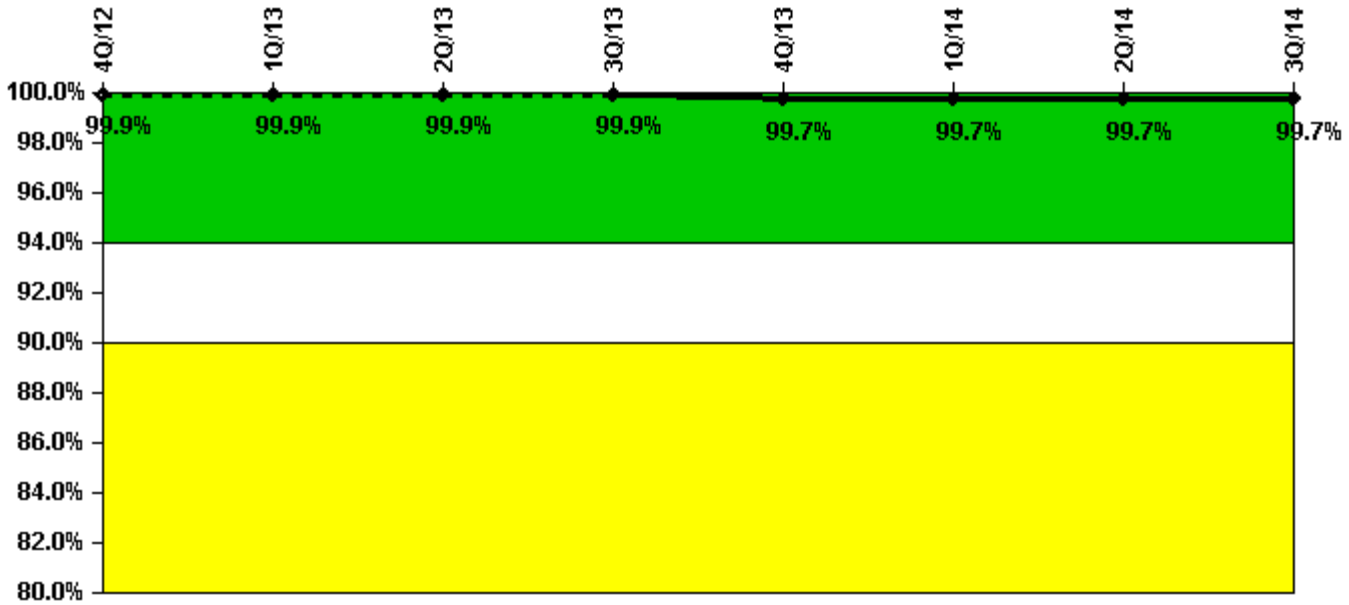
Thresholds: White < 80.0% Yellow < 60.0%

Notes

ERO Drill Participation	4Q/12	1Q/13	2Q/13	3Q/13	4Q/13	1Q/14	2Q/14	3Q/14
Participating Key personnel	75.0	75.0	75.0	78.0	82.0	85.0	78.0	85.0
Total Key personnel	75.0	75.0	76.0	80.0	82.0	85.0	78.0	85.0
Indicator value	100.0%	100.0%	98.7%	97.5%	100.0%	100.0%	100.0%	100.0%

Licensee Comments: none

Alert & Notification System



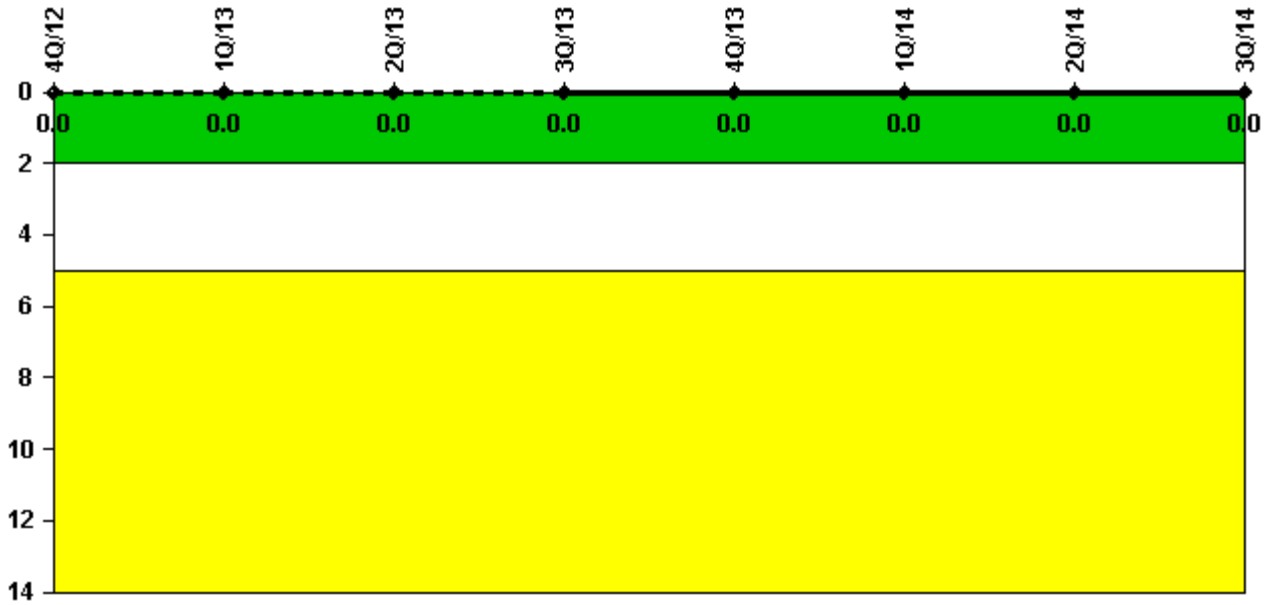
Thresholds: White < 94.0% Yellow < 90.0%

Notes

Alert & Notification System	4Q/12	1Q/13	2Q/13	3Q/13	4Q/13	1Q/14	2Q/14	3Q/14
Successful siren-tests	848	741	742	847	842	741	846	742
Total sirens-tests	848	742	742	848	848	742	848	742
Indicator value	99.9%	99.9%	99.9%	99.9%	99.7%	99.7%	99.7%	99.7%

Licensee Comments: none

Occupational Exposure Control Effectiveness



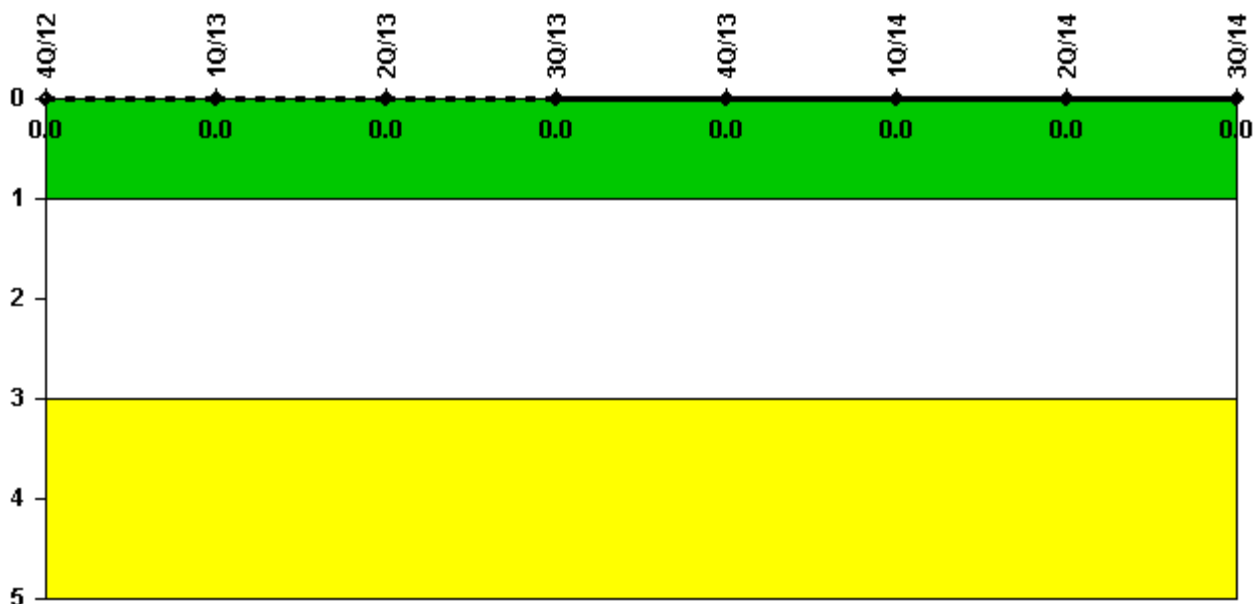
Thresholds: White > 2.0 Yellow > 5.0

Notes

Occupational Exposure Control Effectiveness	4Q/12	1Q/13	2Q/13	3Q/13	4Q/13	1Q/14	2Q/14	3Q/14
High radiation area occurrences	0	0	0	0	0	0	0	0
Very high radiation area occurrences	0	0	0	0	0	0	0	0
Unintended exposure occurrences	0	0	0	0	0	0	0	0
Indicator value	0	0	0	0	0	0	0	0

Licensee Comments: none

RETS/ODCM Radiological Effluent



Thresholds: White > 1.0 Yellow > 3.0

Notes

RETS/ODCM Radiological Effluent	4Q/12	1Q/13	2Q/13	3Q/13	4Q/13	1Q/14	2Q/14	3Q/14
RETS/ODCM occurrences	0	0	0	0	0	0	0	0
Indicator value	0	0	0	0	0	0	0	0

Licensee Comments: none

Although the Security Cornerstone is included in the Reactor Oversight Process assessment program, the Commission has decided that specific information related to findings and performance indicators pertaining to the Security Cornerstone will not be publicly available to ensure that security information is not provided to a possible adversary. Other than the fact that a finding or performance indicator is Green or Greater-Than-Green, security related information will not be displayed on the public web page.

 [Action Matrix Summary](#) | [Inspection Findings Summary](#) | [PI Summary](#) | [Reactor Oversight Process](#)

Last Modified: November 3, 2014