

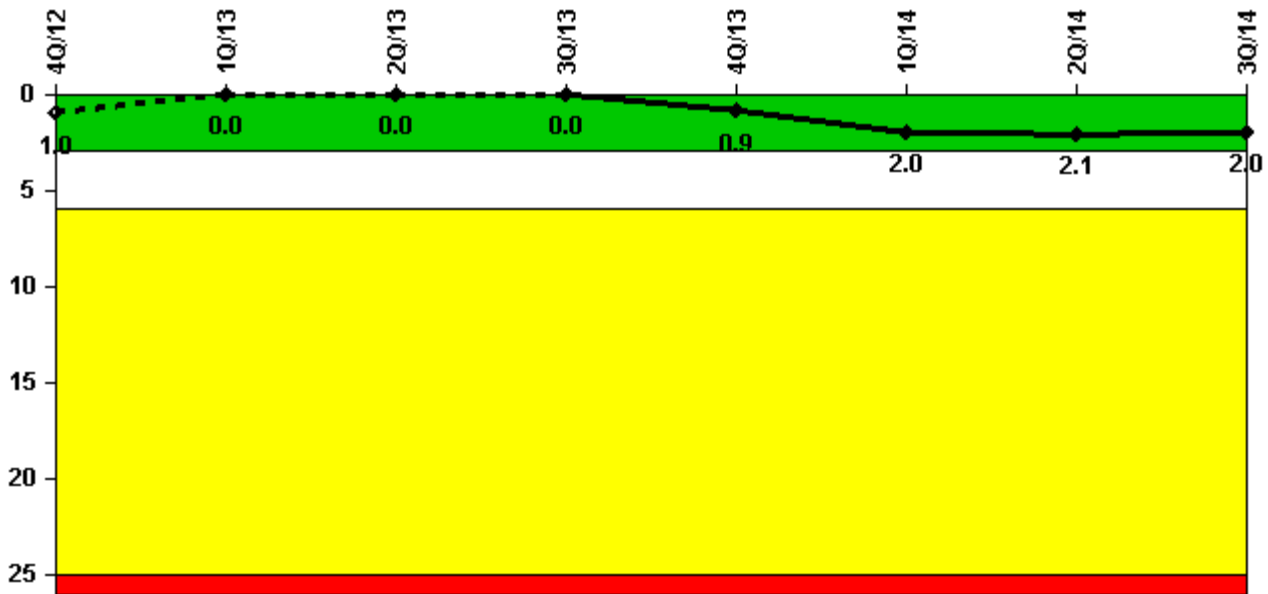
Robinson 2

3Q/2014 Performance Indicators

The solid trend line represents the current reporting period.

Licensee's General Comments: none

Unplanned Scrams per 7000 Critical Hrs



Thresholds: White > 3.0 Yellow > 6.0 Red > 25.0

Notes

Unplanned Scrams per 7000 Critical Hrs	4Q/12	1Q/13	2Q/13	3Q/13	4Q/13	1Q/14	2Q/14	3Q/14
Unplanned scrams	0	0	0	0	1.0	1.0	0	0
Critical hours	2209.0	2159.0	2184.0	1804.3	1321.7	1540.7	2028.2	2208.0
Indicator value	1.0	0	0	0	0.9	2.0	2.1	2.0

Licensee Comments:

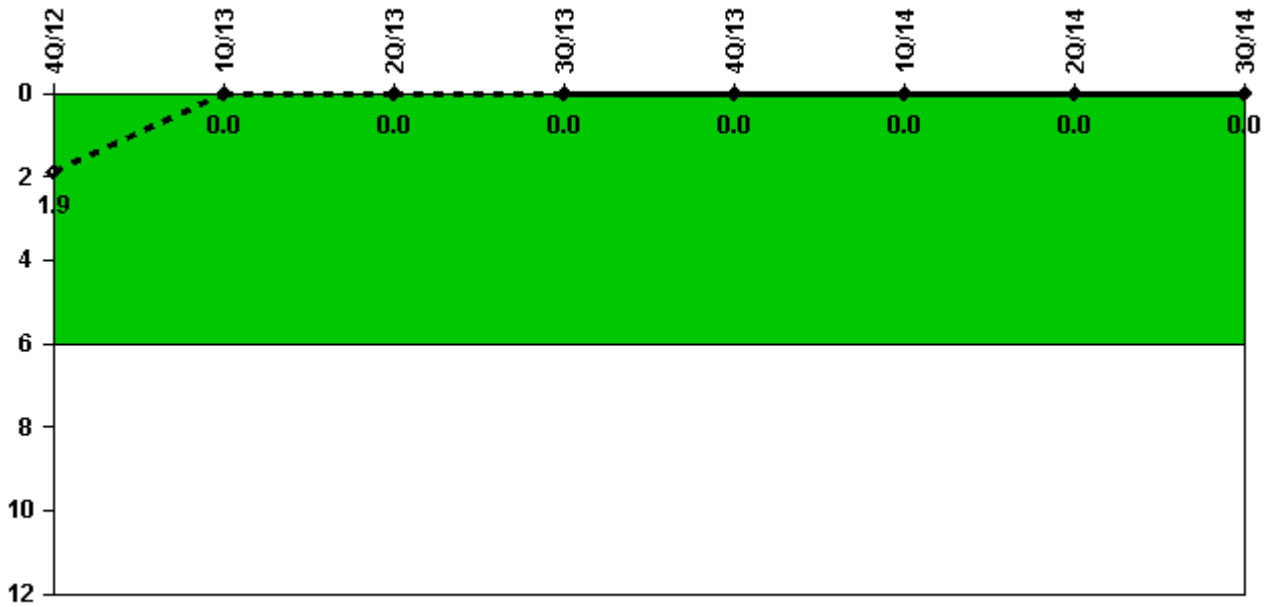
3Q/14: None

2Q/14: None

3Q/13: None

3Q/13: None

Unplanned Power Changes per 7000 Critical Hrs



Thresholds: White > 6.0

Notes

Unplanned Power Changes per 7000 Critical Hrs	4Q/12	1Q/13	2Q/13	3Q/13	4Q/13	1Q/14	2Q/14	3Q/14
Unplanned power changes	0	0	0	0	0	0	0	0
Critical hours	2209.0	2159.0	2184.0	1804.3	1321.7	1540.7	2028.2	2208.0
Indicator value	1.9	0	0	0	0	0	0	0

Licensee Comments:

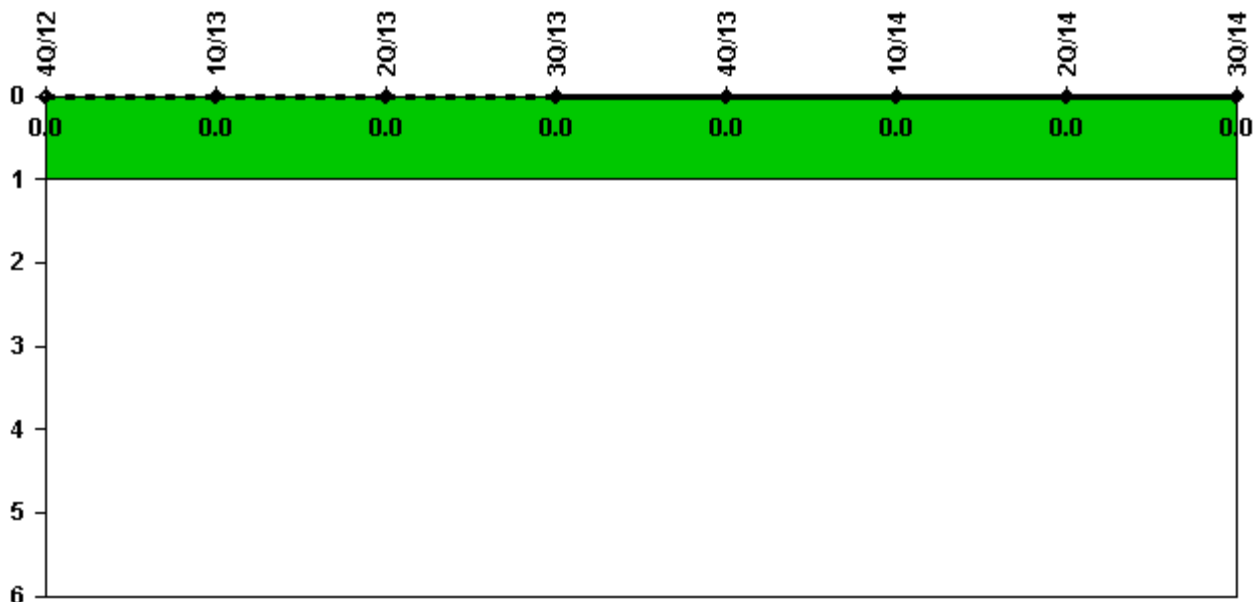
3Q/14: None

2Q/14: None

3Q/13: None

3Q/13: None

Unplanned Scrams with Complications



Thresholds: White > 1.0

Notes

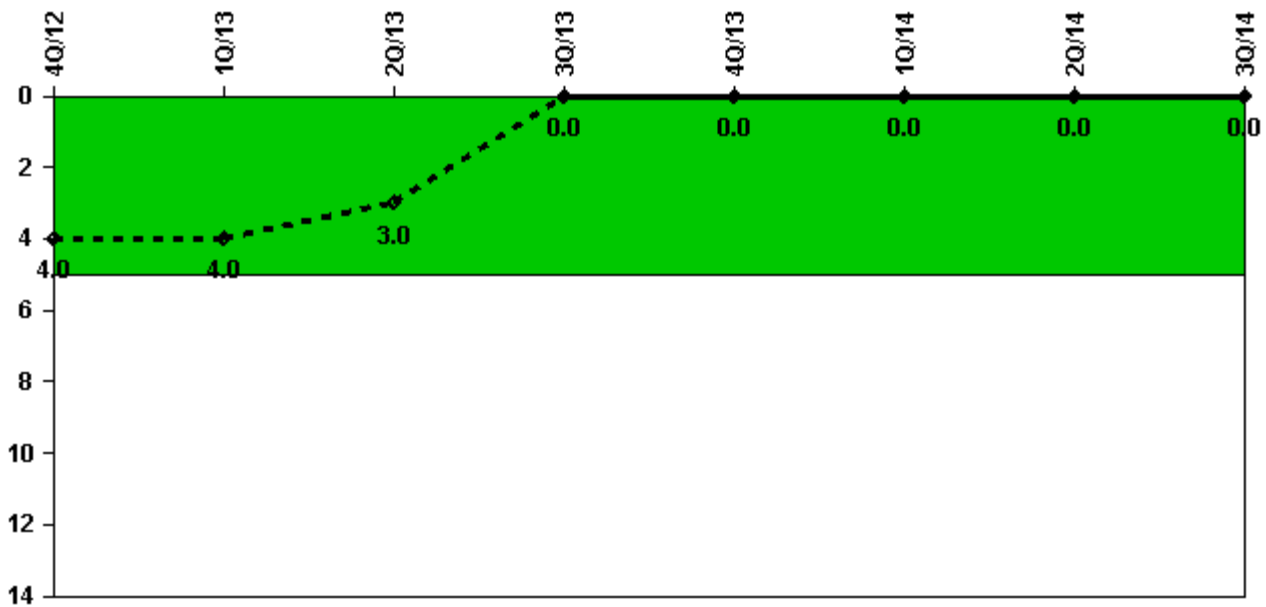
Unplanned Scrams with Complications	4Q/12	1Q/13	2Q/13	3Q/13	4Q/13	1Q/14	2Q/14	3Q/14
Scrams with complications	0	0	0	0	0	0	0	0
Indicator value	0.0	0.0	0.0	0.0	0.0	0.0	0.0	0.0

Licensee Comments:

2Q/14: None

3Q/13: None

Safety System Functional Failures (PWR)



Thresholds: White > 5.0

Notes

Safety System Functional Failures (PWR)	4Q/12	1Q/13	2Q/13	3Q/13	4Q/13	1Q/14	2Q/14	3Q/14
Safety System Functional Failures	0	0	0	0	0	0	0	0
Indicator value	4	4	3	0	0	0	0	0

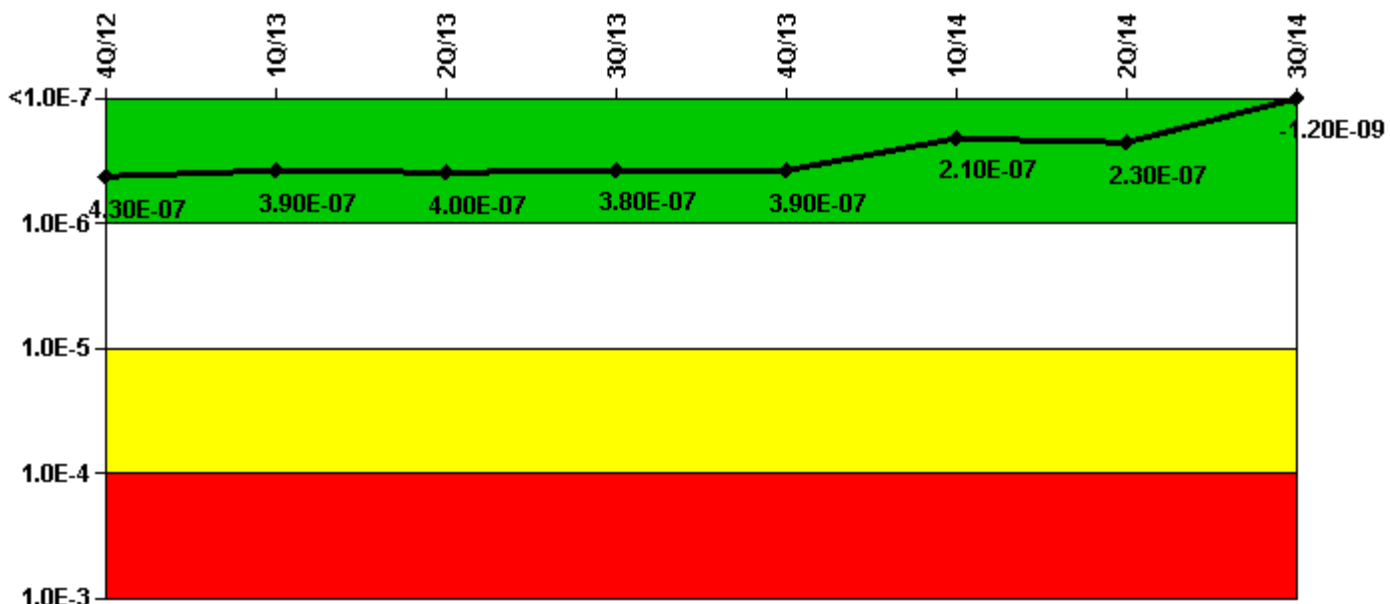
Licensee Comments:

3Q/14: None

2Q/14: None

3Q/13: None

Mitigating Systems Performance Index, Emergency AC Power System



Thresholds: White > 1.00E-6 Yellow > 1.00E-5 Red > 1.00E-4

Notes

Mitigating Systems Performance Index, Emergency AC Power System	4Q/12	1Q/13	2Q/13	3Q/13	4Q/13	1Q/14	2Q/14	3Q/14
UAI (ΔCDF)	9.09E-08	1.01E-07	9.56E-08	6.49E-08	6.19E-08	1.55E-08	3.36E-08	3.48E-08
URI (ΔCDF)	3.39E-07	2.88E-07	3.02E-07	3.16E-07	3.25E-07	1.90E-07	1.99E-07	-3.60E-08
PLE	NO	NO	NO	NO	NO	NO	NO	NO
Indicator value	4.30E-07	3.90E-07	4.00E-07	3.80E-07	3.90E-07	2.10E-07	2.30E-07	-1.20E-09

Licensee Comments:

3Q/14: None


2Q/14: None

1Q/14: Changed PRA Parameter(s).

3Q/13: None

3Q/13: None

Mitigating Systems Performance Index, High Pressure Injection System



Thresholds: White > 1.00E-6 Yellow > 1.00E-5 Red > 1.00E-4

Notes

Mitigating Systems Performance Index, High Pressure Injection System	4Q/12	1Q/13	2Q/13	3Q/13	4Q/13	1Q/14	2Q/14	3Q/14
UAI (Δ CDF)	3.51E-09	3.55E-09	3.13E-09	4.80E-09	4.86E-09	-5.50E-10	-7.49E-10	-1.10E-09
URI (Δ CDF)	-5.16E-09	-5.08E-09	-5.08E-09	-5.08E-09	-5.08E-09	-4.79E-09	-4.79E-09	-4.79E-09
PLE	NO	NO	NO	NO	NO	NO	NO	NO
Indicator value	-1.60E-09	-1.50E-09	-2.00E-09	-2.80E-10	-2.20E-10	-5.30E-09	-5.50E-09	-5.90E-09

Licensee Comments:

3Q/14: None

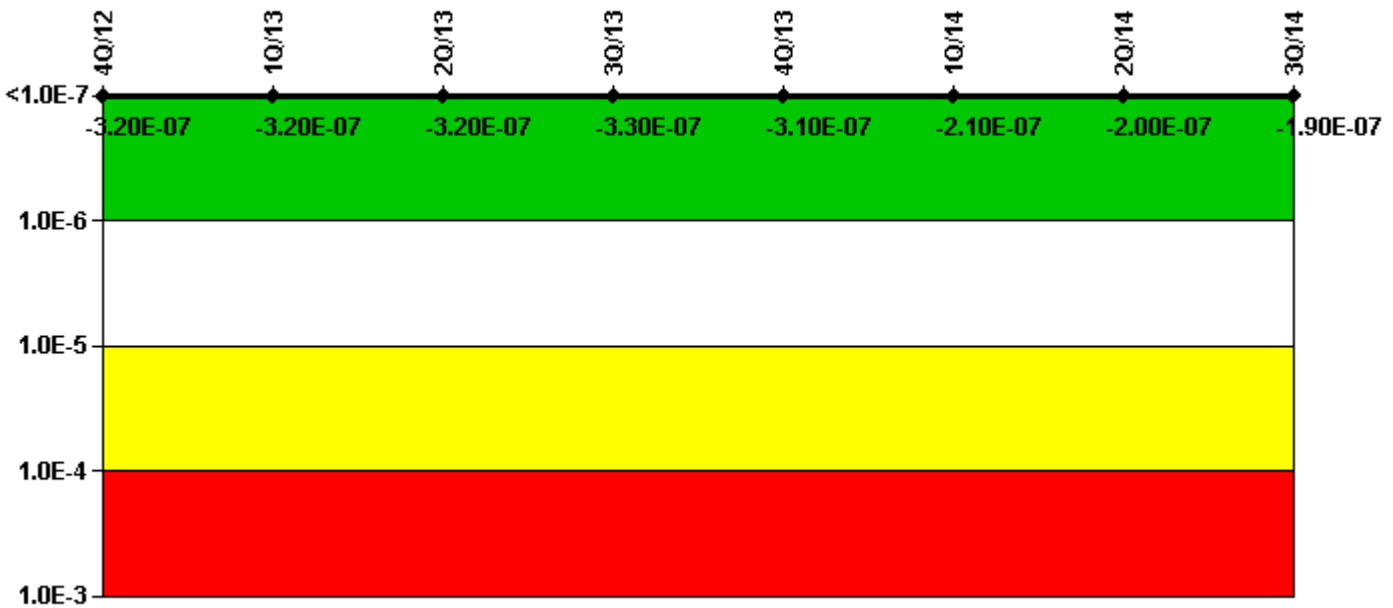
2Q/14: None

1Q/14: Changed PRA Parameter(s).

3Q/13: None

3Q/13: None

Mitigating Systems Performance Index, Heat Removal System



Thresholds: White > 1.00E-6 Yellow > 1.00E-5 Red > 1.00E-4

Notes

Mitigating Systems Performance Index, Heat Removal System	4Q/12	1Q/13	2Q/13	3Q/13	4Q/13	1Q/14	2Q/14	3Q/14
UAI (Δ CDF)	-9.69E-10	6.61E-10	1.69E-09	-1.41E-08	8.81E-09	-3.64E-08	-3.19E-08	-2.44E-08
URI (Δ CDF)	-3.23E-07	-3.20E-07	-3.20E-07	-3.17E-07	-3.19E-07	-1.71E-07	-1.71E-07	-1.69E-07
PLE	NO	NO	NO	NO	NO	NO	NO	NO
Indicator value	-3.20E-07	-3.20E-07	-3.20E-07	-3.30E-07	-3.10E-07	-2.10E-07	-2.00E-07	-1.90E-07

Licensee Comments:

3Q/14: None


2Q/14: None

1Q/14: Changed PRA Parameter(s).

3Q/13: None

3Q/13: None

Mitigating Systems Performance Index, Residual Heat Removal System



Thresholds: White > 1.00E-6 Yellow > 1.00E-5 Red > 1.00E-4

Notes

Mitigating Systems Performance Index, Residual Heat Removal System	4Q/12	1Q/13	2Q/13	3Q/13	4Q/13	1Q/14	2Q/14	3Q/14
UAI (Δ CDF)	4.60E-09	-3.72E-10	1.59E-09	4.70E-10	9.65E-10	7.26E-10	1.22E-09	2.30E-09
URI (Δ CDF)	-1.86E-08	-1.86E-08	-1.86E-08	-1.86E-08	-1.86E-08	-1.84E-08	-1.84E-08	-1.84E-08
PLE	NO	NO	NO	NO	NO	NO	NO	NO
Indicator value	-1.40E-08	-1.90E-08	-1.70E-08	-1.80E-08	-1.80E-08	-1.80E-08	-1.70E-08	-1.60E-08

Licensee Comments:

3Q/14: None

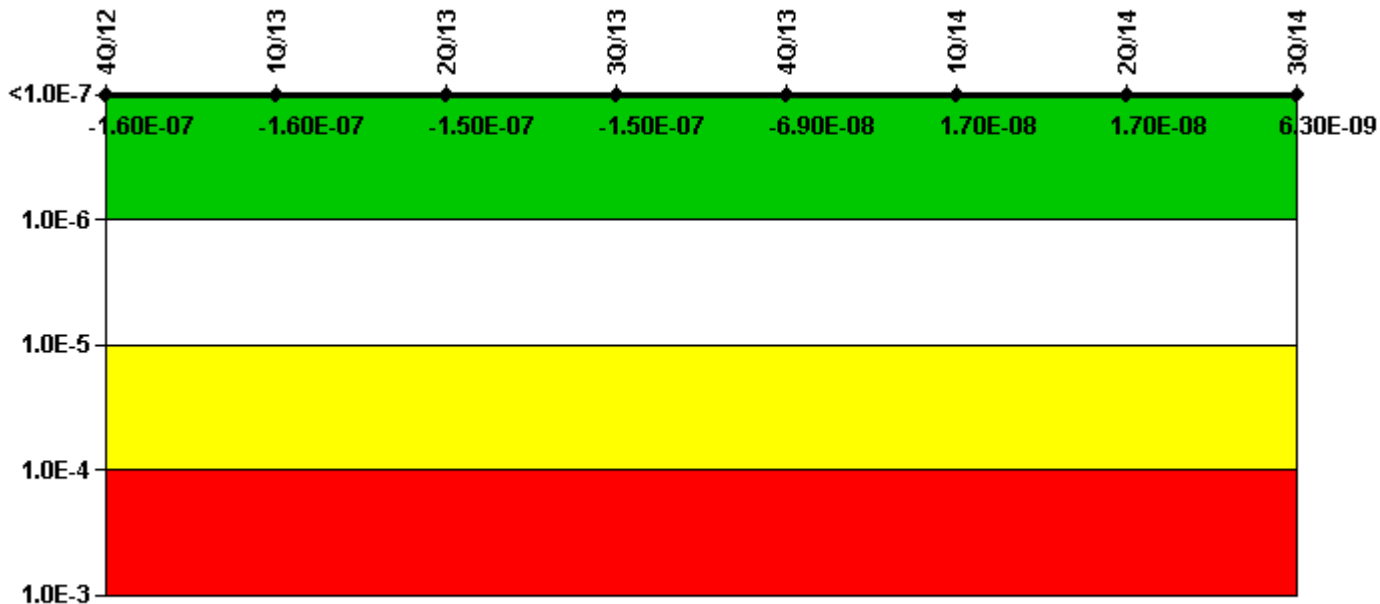
2Q/14: None

1Q/14: Changed PRA Parameter(s).

3Q/13: None

3Q/13: None

Mitigating Systems Performance Index, Cooling Water Systems



Thresholds: White > 1.00E-6 Yellow > 1.00E-5 Red > 1.00E-4

Notes

Mitigating Systems Performance Index, Cooling Water Systems	4Q/12	1Q/13	2Q/13	3Q/13	4Q/13	1Q/14	2Q/14	3Q/14
UAI (Δ CDF)	2.18E-08	2.46E-08	3.10E-08	3.61E-08	3.60E-08	4.77E-08	4.69E-08	3.67E-08
URI (Δ CDF)	-1.82E-07	-1.82E-07	-1.82E-07	-1.82E-07	-1.04E-07	-3.04E-08	-3.04E-08	-3.04E-08
PLE	NO	NO	NO	NO	NO	NO	NO	NO
Indicator value	-1.60E-07	-1.60E-07	-1.50E-07	-1.50E-07	-6.90E-08	1.70E-08	1.70E-08	6.30E-09

Licensee Comments:

3Q/14: None

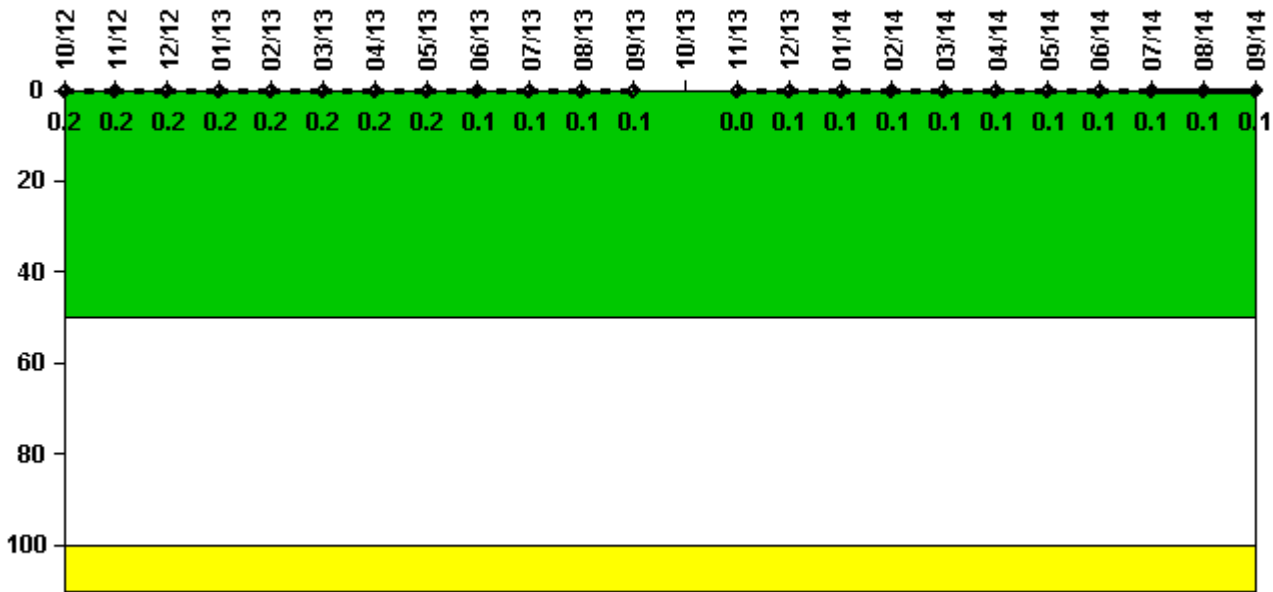
2Q/14: None

1Q/14: Changed PRA Parameter(s).

3Q/13: None

3Q/13: None

Reactor Coolant System Activity



Thresholds: White > 50.0 Yellow > 100.0

Notes

Reactor Coolant System Activity	10/12	11/12	12/12	1/13	2/13	3/13	4/13	5/13	6/13	7/13	8/13	9/13
Maximum activity	0.000388	0.000393	0.000418	0.000422	0.000447	0.000469	0.000482	0.000492	0.000330	0.000331	0.000339	0.000329
Technical specification limit	0.3	0.3	0.3	0.3	0.3	0.3	0.3	0.3	0.3	0.3	0.3	0.3
Indicator value	0.2	0.2	0.2	0.2	0.2	0.2	0.2	0.2	0.1	0.1	0.1	0.1
Reactor Coolant System Activity	10/13	11/13	12/13	1/14	2/14	3/14	4/14	5/14	6/14	7/14	8/14	9/14
Maximum activity	N/A	0.000109	0.000328	0.000186	0.000181	0.000187	0.000198	0.000202	0.000210	0.000209	0.000216	0.000214
Technical specification limit	0.3	0.3	0.3	0.3	0.3	0.3	0.3	0.3	0.3	0.3	0.3	0.3
Indicator												

value	N/A	0	0.1	0.1	0.1	0.1	0.1	0.1	0.1	0.1	0.1	0.1	0.1
-------	-----	---	-----	-----	-----	-----	-----	-----	-----	-----	-----	-----	-----

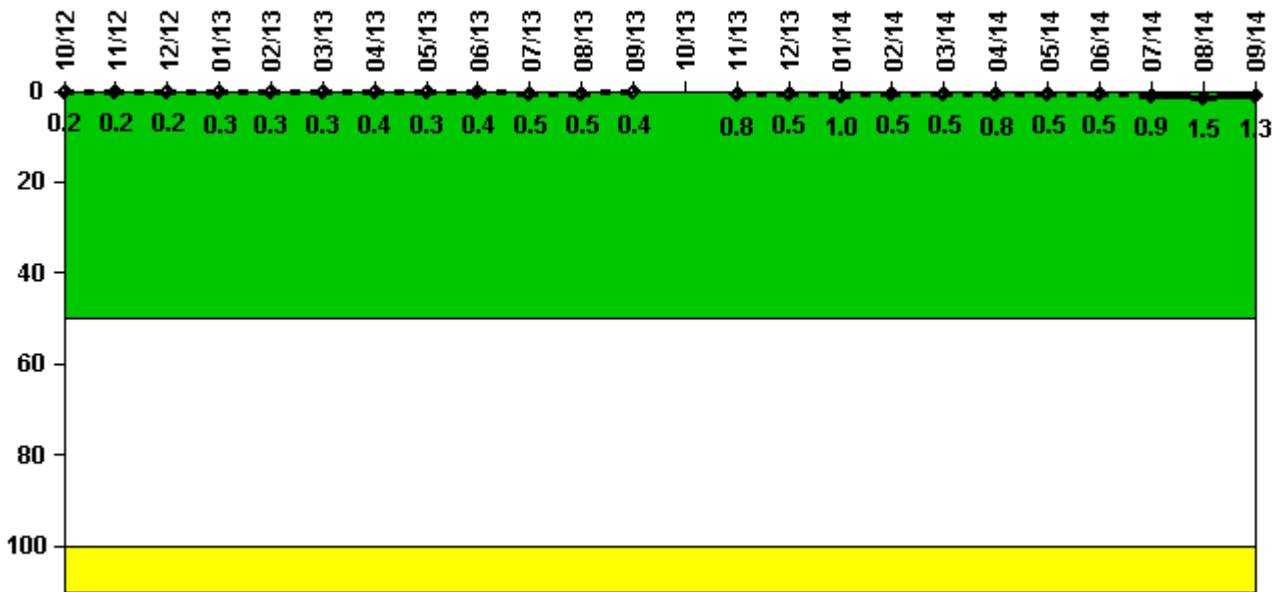
Licensee Comments:

9/14: None

6/14: None

9/13: None

Reactor Coolant System Leakage



Thresholds: White > 50.0 Yellow > 100.0

Notes

Reactor Coolant System Leakage	10/12	11/12	12/12	1/13	2/13	3/13	4/13	5/13	6/13	7/13	8/13	9/13
Maximum leakage	0.020	0.020	0.020	0.030	0.030	0.030	0.040	0.030	0.040	0.050	0.050	0.040
Technical specification limit	10.0	10.0	10.0	10.0	10.0	10.0	10.0	10.0	10.0	10.0	10.0	10.0
Indicator value	0.2	0.2	0.2	0.3	0.3	0.3	0.4	0.3	0.4	0.5	0.5	0.4
Reactor Coolant System Leakage	10/13	11/13	12/13	1/14	2/14	3/14	4/14	5/14	6/14	7/14	8/14	9/14
Maximum leakage	N/A	0.080	0.050	0.100	0.050	0.048	0.080	0.050	0.050	0.090	0.150	0.130
Technical specification limit	10.0	10.0	10.0	10.0	10.0	10.0	10.0	10.0	10.0	10.0	10.0	10.0

Indicator value	N/A	0.8	0.5	1.0	0.5	0.5	0.8	0.5	0.5	0.9	1.5	1.3
-----------------	-----	-----	-----	-----	-----	-----	-----	-----	-----	-----	-----	-----

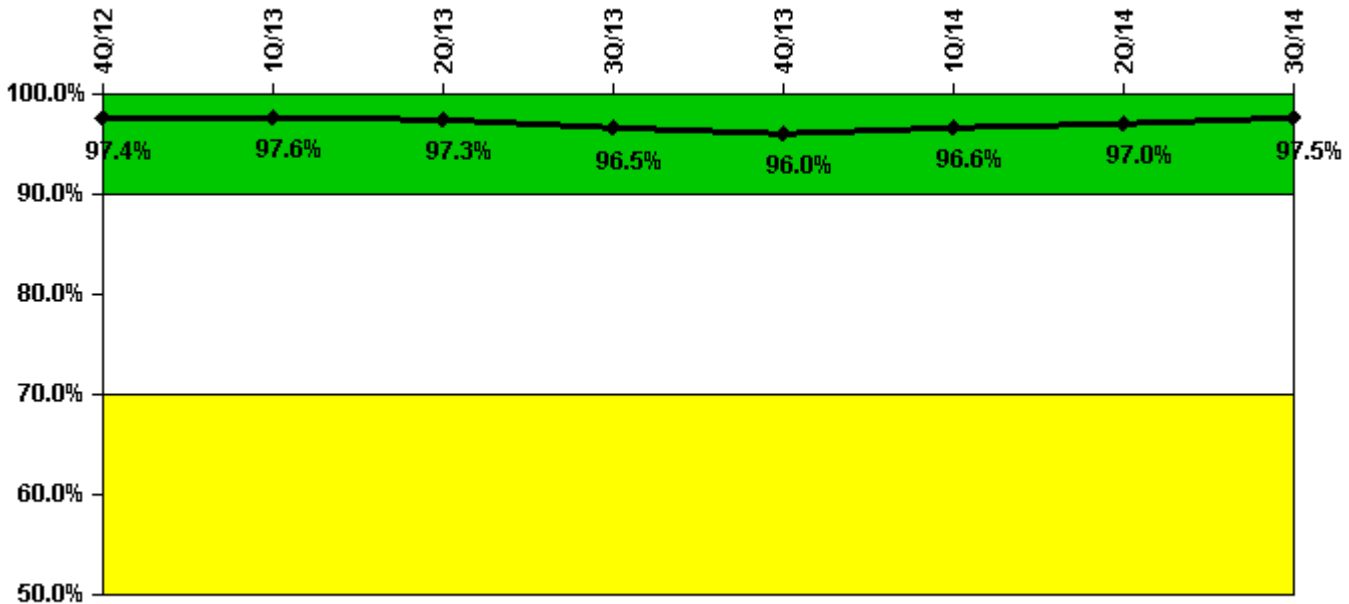
Licensee Comments:

9/14: None

6/14: None

9/13: None

Drill/Exercise Performance



Thresholds: White < 90.0% Yellow < 70.0%

Notes

Drill/Exercise Performance	4Q/12	1Q/13	2Q/13	3Q/13	4Q/13	1Q/14	2Q/14	3Q/14
Successful opportunities	19.0	56.0	37.0	23.0	35.0	58.0	35.0	50.0
Total opportunities	19.0	57.0	40.0	25.0	37.0	58.0	35.0	50.0
Indicator value	97.4%	97.6%	97.3%	96.5%	96.0%	96.6%	97.0%	97.5%

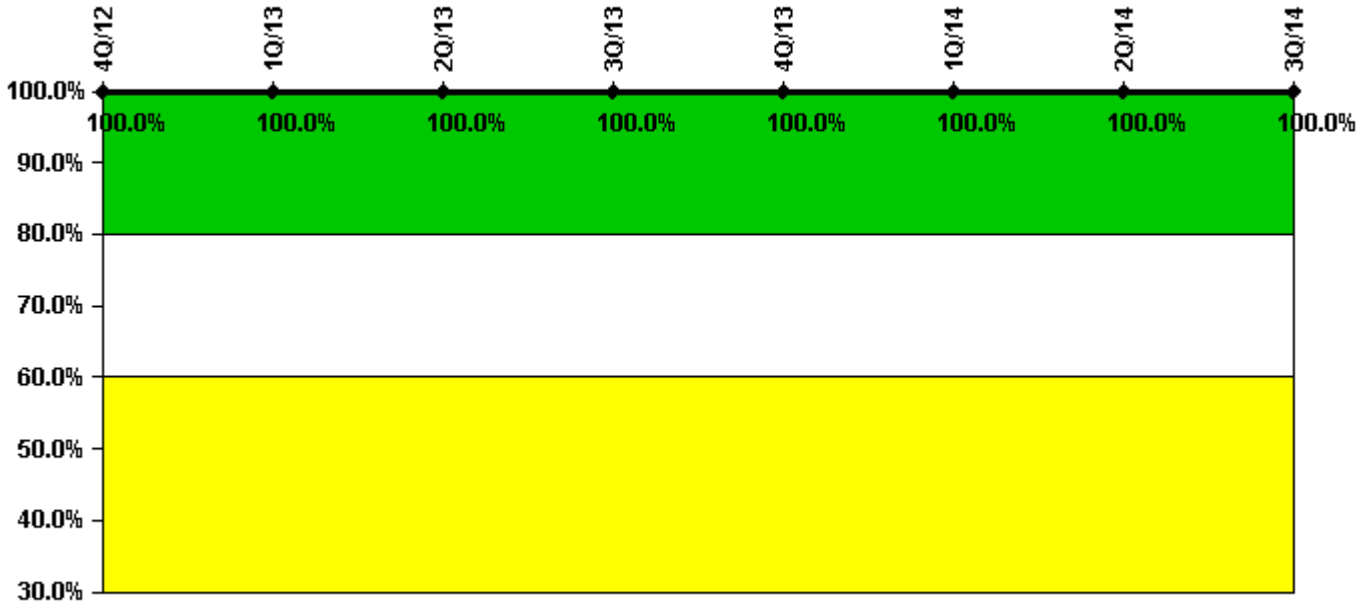
Licensee Comments:

3Q/14: None

2Q/14: None

3Q/13: None

ERO Drill Participation



Thresholds: White < 80.0% Yellow < 60.0%

Notes

ERO Drill Participation	4Q/12	1Q/13	2Q/13	3Q/13	4Q/13	1Q/14	2Q/14	3Q/14
Participating Key personnel	56.0	52.0	53.0	52.0	52.0	55.0	60.0	59.0
Total Key personnel	56.0	52.0	53.0	52.0	52.0	55.0	60.0	59.0
Indicator value	100.0%	100.0%	100.0%	100.0%	100.0%	100.0%	100.0%	100.0%

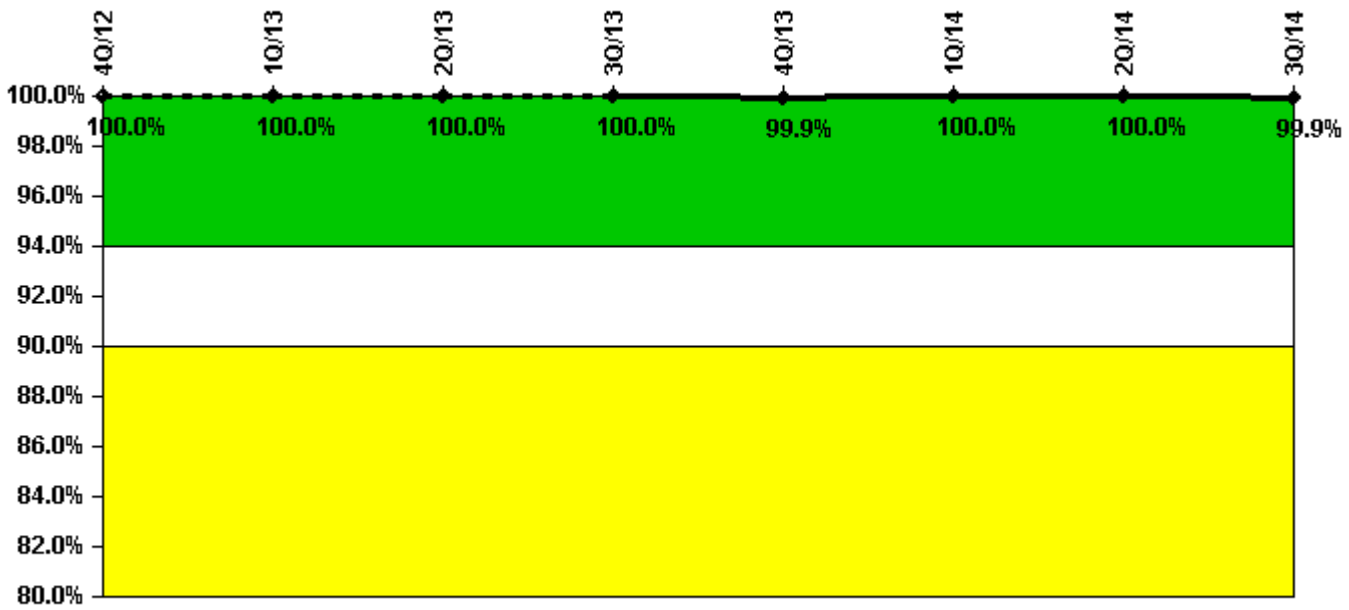
Licensee Comments:

3Q/14: None

2Q/14: None

3Q/13: None

Alert & Notification System



Thresholds: White < 94.0% Yellow < 90.0%

Notes

Alert & Notification System	4Q/12	1Q/13	2Q/13	3Q/13	4Q/13	1Q/14	2Q/14	3Q/14
Successful siren-tests	944	766	826	885	884	826	826	825
Total sirens-tests	944	767	826	885	885	826	826	826
Indicator value	100.0%	100.0%	100.0%	100.0%	99.9%	100.0%	100.0%	99.9%

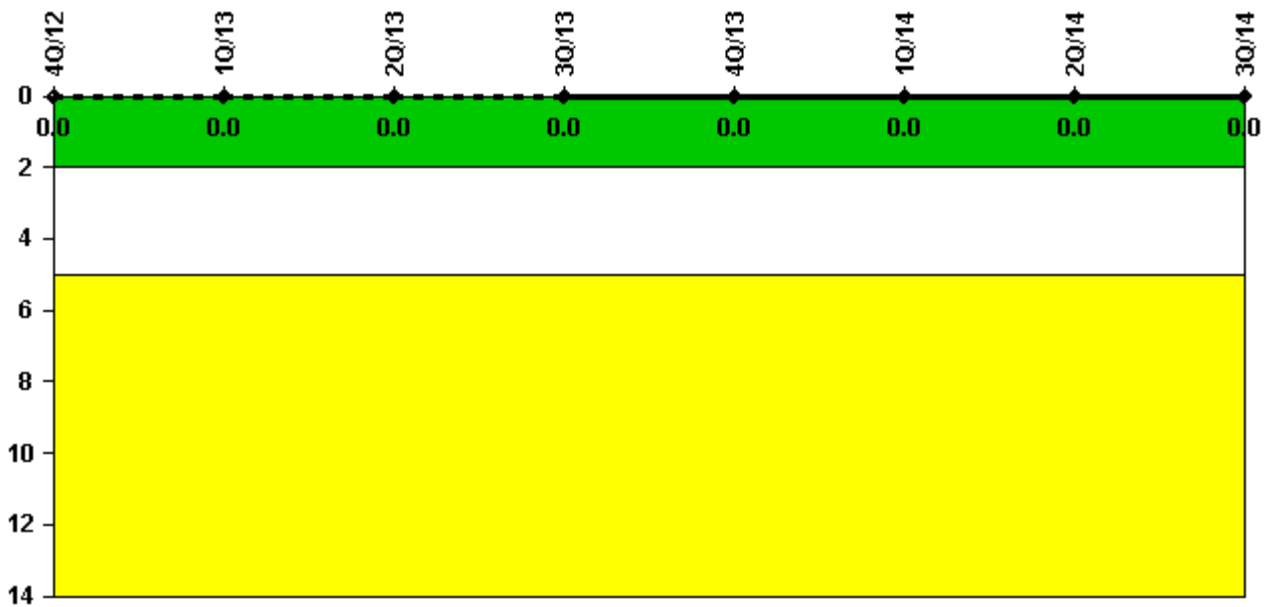
Licensee Comments:

3Q/14: None

2Q/14: None

3Q/13: None

Occupational Exposure Control Effectiveness



Thresholds: White > 2.0 Yellow > 5.0

Notes

Occupational Exposure Control Effectiveness	4Q/12	1Q/13	2Q/13	3Q/13	4Q/13	1Q/14	2Q/14	3Q/14
High radiation area occurrences	0	0	0	0	0	0	0	0
Very high radiation area occurrences	0	0	0	0	0	0	0	0
Unintended exposure occurrences	0	0	0	0	0	0	0	0
Indicator value	0	0	0	0	0	0	0	0

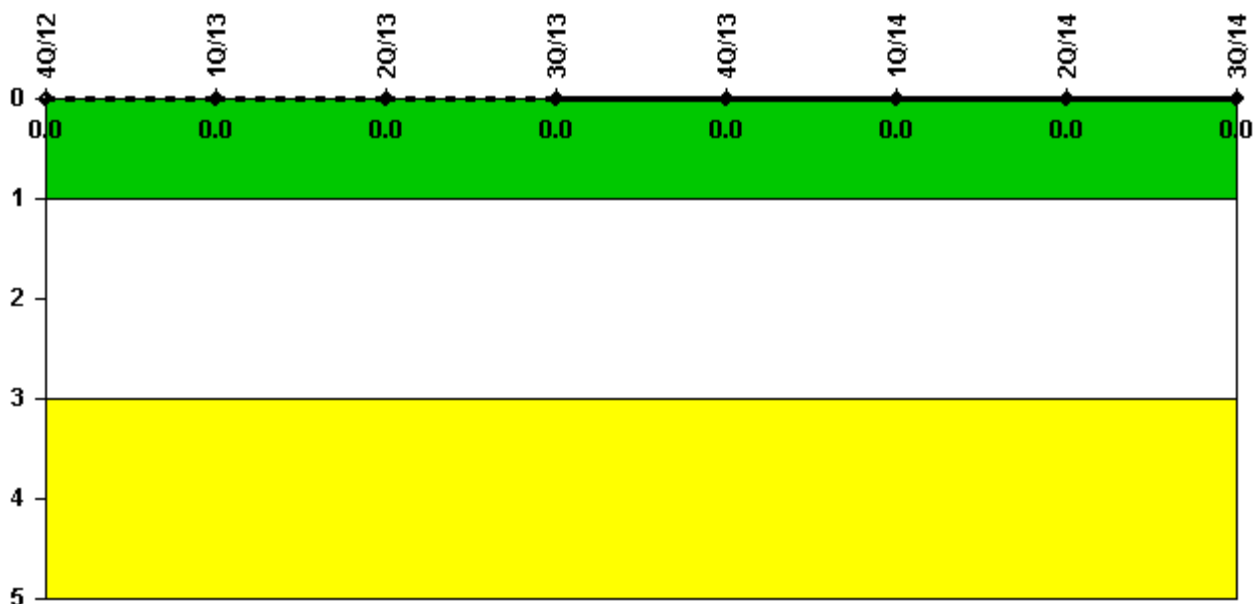
Licensee Comments:

3Q/14: None

2Q/14: None

3Q/13: None

RETS/ODCM Radiological Effluent



Thresholds: White > 1.0 Yellow > 3.0

Notes

RETS/ODCM Radiological Effluent	4Q/12	1Q/13	2Q/13	3Q/13	4Q/13	1Q/14	2Q/14	3Q/14
RETS/ODCM occurrences	0	0	0	0	0	0	0	0
Indicator value	0	0	0	0	0	0	0	0

Licensee Comments:

3Q/14: None

2Q/14: None

3Q/13: None

Although the Security Cornerstone is included in the Reactor Oversight Process assessment program, the Commission has decided that specific information related to findings and performance indicators pertaining to the Security Cornerstone will not be publicly available to ensure that security information is not provided to a possible adversary. Other than the fact that a finding or performance indicator is Green or Greater-Than-Green, security related information will not be displayed on the public web page.

 [Action Matrix Summary](#) | [Inspection Findings Summary](#) | [PI Summary](#) | [Reactor Oversight Process](#)

Last Modified: November 3, 2014