

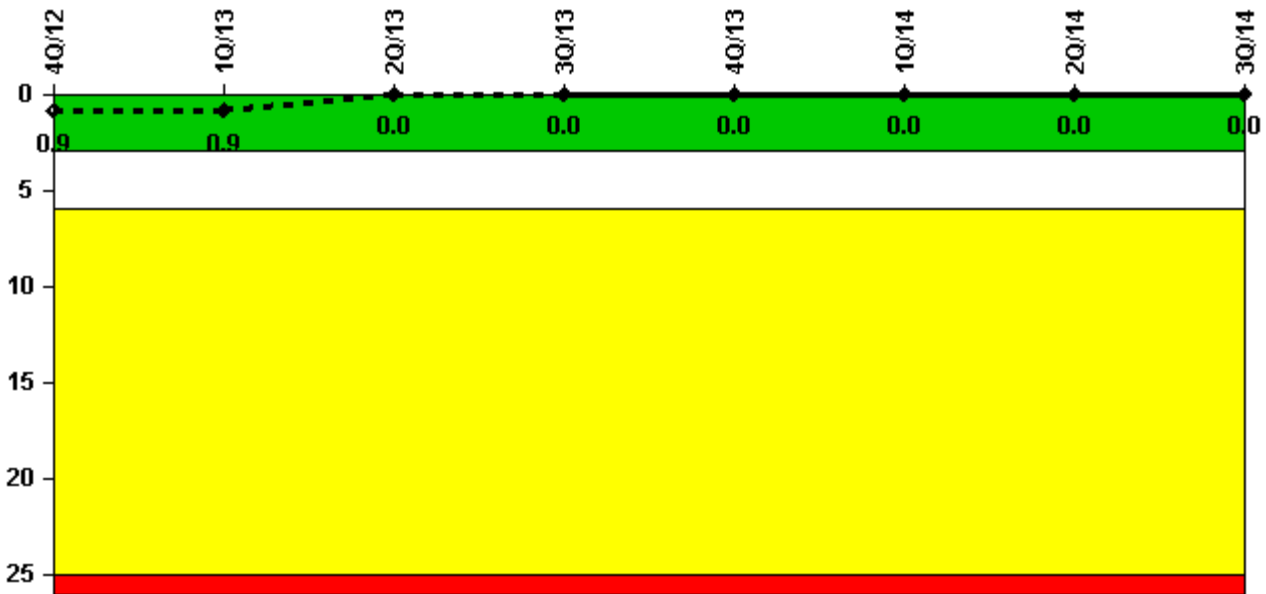
Point Beach 2

3Q/2014 Performance Indicators

The solid trend line represents the current reporting period.

Licensee's General Comments: none

Unplanned Scrams per 7000 Critical Hrs



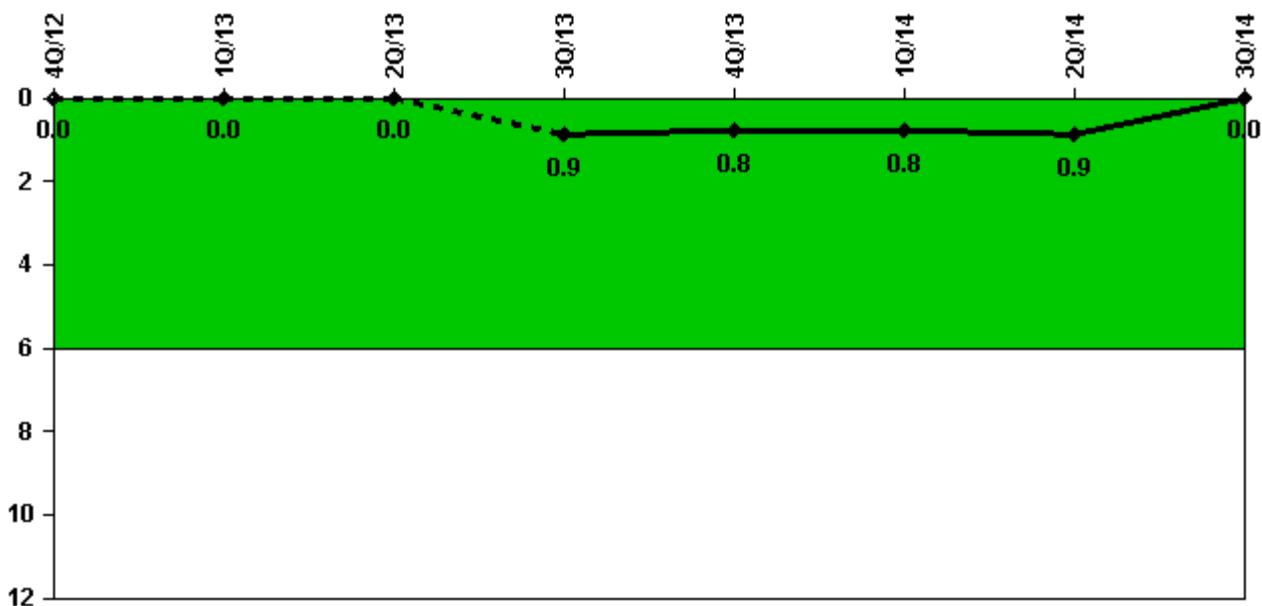
Thresholds: White > 3.0 Yellow > 6.0 Red > 25.0

Notes

Unplanned Scrams per 7000 Critical Hrs	4Q/12	1Q/13	2Q/13	3Q/13	4Q/13	1Q/14	2Q/14	3Q/14
Unplanned scrams	0	0	0	0	0	0	0	0
Critical hours	1516.5	2159.0	2184.0	2208.0	2209.0	1799.5	1795.9	2185.1
Indicator value	0.9	0.9	0	0	0	0	0	0

Licensee Comments: none

Unplanned Power Changes per 7000 Critical Hrs



Thresholds: White > 6.0

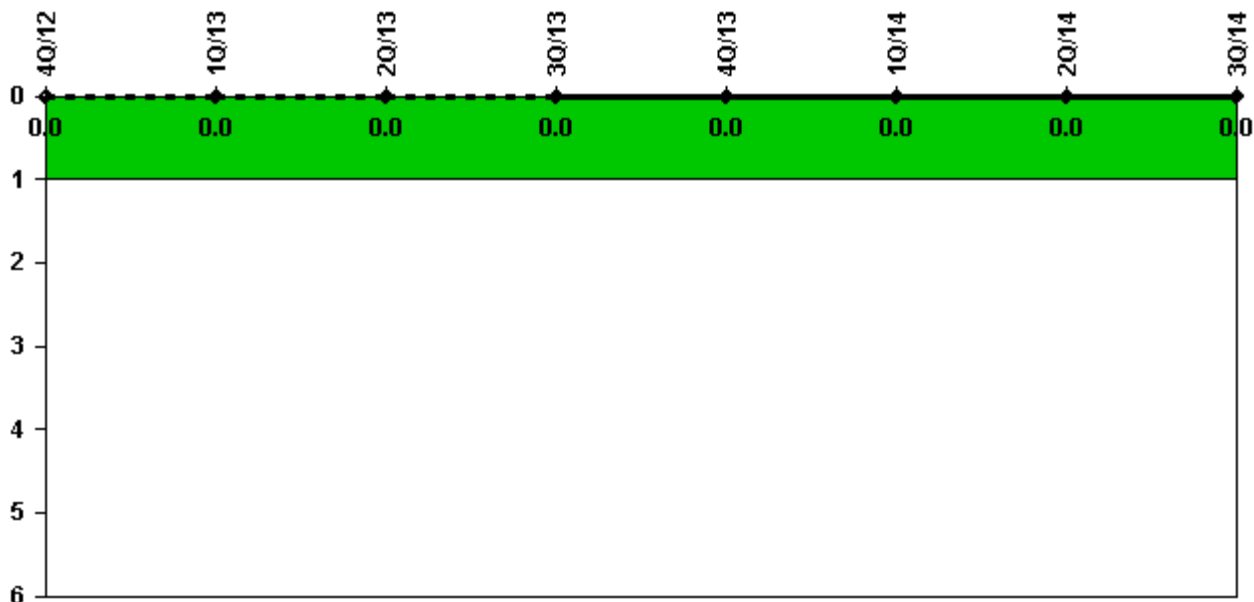
Notes

Unplanned Power Changes per 7000 Critical Hrs	4Q/12	1Q/13	2Q/13	3Q/13	4Q/13	1Q/14	2Q/14	3Q/14
Unplanned power changes	0	0	0	1.0	0	0	0	0
Critical hours	1516.5	2159.0	2184.0	2208.0	2209.0	1799.5	1795.9	2185.1
Indicator value	0	0	0	0.9	0.8	0.8	0.9	0

Licensee Comments:

3Q/13: Power reduction due to steam leak on main feedwater pump 2P-28A. Power was reduced and the main feedwater pump steam leak was repaired.

Unplanned Scrams with Complications



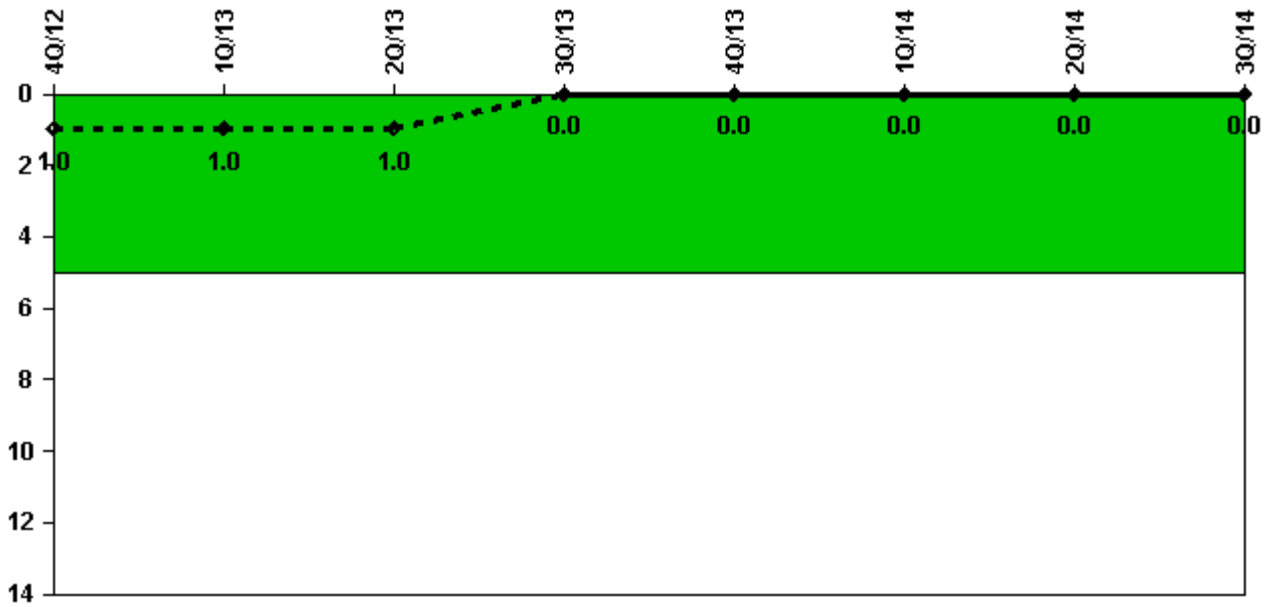
Thresholds: White > 1.0

Notes

Unplanned Scrams with Complications	4Q/12	1Q/13	2Q/13	3Q/13	4Q/13	1Q/14	2Q/14	3Q/14
Scrams with complications	0	0	0	0	0	0	0	0
Indicator value	0.0	0.0	0.0	0.0	0.0	0.0	0.0	0.0

Licensee Comments: none

Safety System Functional Failures (PWR)



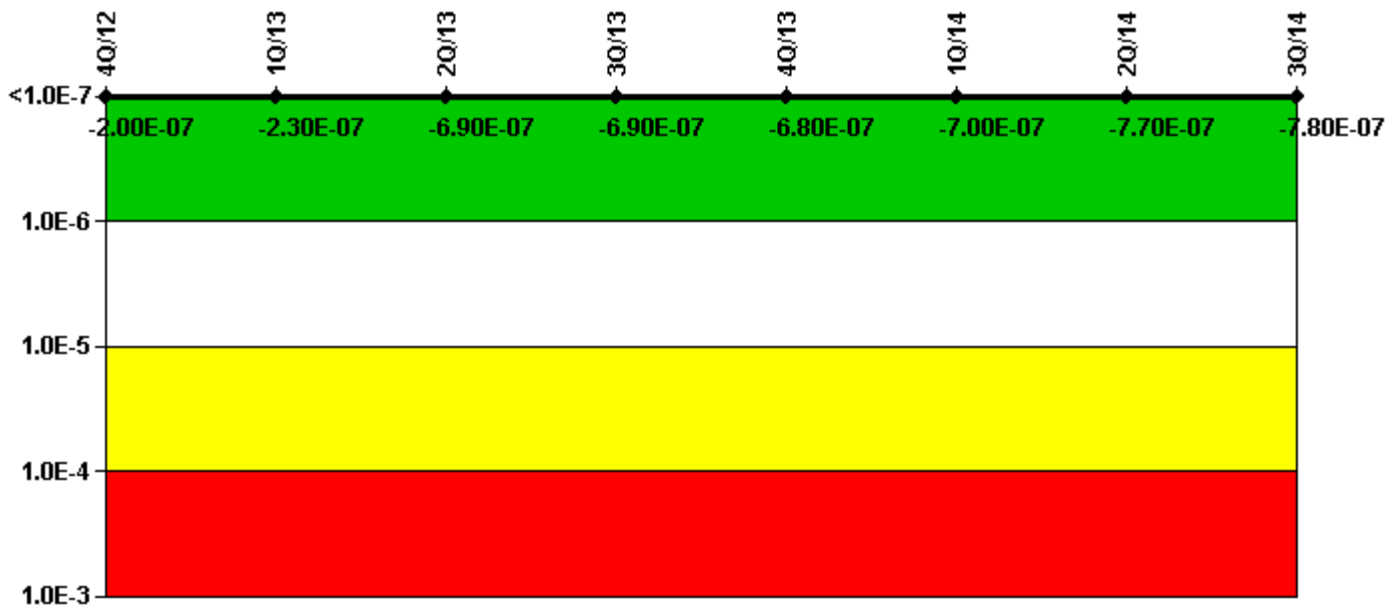
Thresholds: White > 5.0

Notes

Safety System Functional Failures (PWR)	4Q/12	1Q/13	2Q/13	3Q/13	4Q/13	1Q/14	2Q/14	3Q/14
Safety System Functional Failures	0	0	0	0	0	0	0	0
Indicator value	1	1	1	0	0	0	0	0

Licensee Comments: none

Mitigating Systems Performance Index, Emergency AC Power System



Thresholds: White > 1.00E-6 Yellow > 1.00E-5 Red > 1.00E-4

Notes

Mitigating Systems Performance Index, Emergency AC Power System	4Q/12	1Q/13	2Q/13	3Q/13	4Q/13	1Q/14	2Q/14	3Q/14
UAI (ΔCDF)	8.67E-08	5.28E-08	5.89E-08	5.54E-08	6.00E-08	4.64E-08	2.11E-08	1.06E-08
URI (ΔCDF)	-2.85E-07	-2.84E-07	-7.46E-07	-7.41E-07	-7.43E-07	-7.44E-07	-7.94E-07	-7.95E-07
PLE	NO	NO	NO	NO	NO	NO	NO	NO
Indicator value	-2.00E-07	-2.30E-07	-6.90E-07	-6.90E-07	-6.80E-07	-7.00E-07	-7.70E-07	-7.80E-07

Licensee Comments:

3Q/14: EAC numbers for May 2014 were updated due to data error. Reference AR 01994937 and AR01995233.

2Q/14: Changed PRA Parameter(s). The PBNP PRA Model Revision 5.02 was approved on January 17, 2014 with a corresponding MSPI Basis Document revision 23 approved on June 27, 2014. The primary purpose of the PRA update was to resolve an issue identified with the previous model that affected the CDF and LERF calculations when components were taken out of service by setting their basic events to logical TRUE.

3Q/13: Revised estimated run hours to account for endurance tests. (RWT01837653) Effective 4Q13. ESF starts added from Feb 2013 (AR01890255).

2Q/13: MSPI Basis Document has been updated to incorporate PRA Model 5.01 which was implemented March 1, 2013. This version of the PRA model incorporates a new data analysis using plant data from 2003-2008.

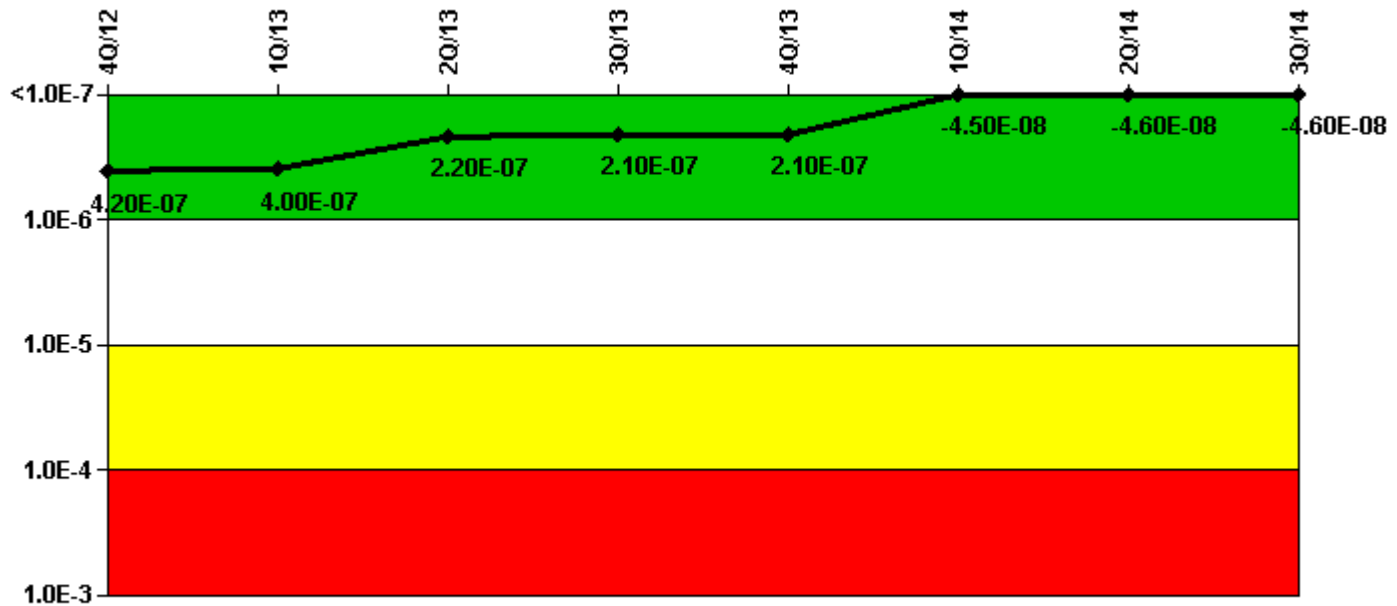
2Q/13: Changed PRA Parameter(s). MSPI Basis Document has been updated to incorporate PRA Model 5.01 which was implemented March 1, 2013. This version of the PRA model incorporates a new data analysis using

plant data from 2003-2008.

1Q/13: MSPI Basis Document Rev 20 issued, no PRA parameters changed.

1Q/13: MSPI Basis Document Rev 20 issued, no PRA parameters changed.

Mitigating Systems Performance Index, High Pressure Injection System



Thresholds: White > 1.00E-6 Yellow > 1.00E-5 Red > 1.00E-4

Notes

Mitigating Systems Performance Index, High Pressure Injection System	4Q/12	1Q/13	2Q/13	3Q/13	4Q/13	1Q/14	2Q/14	3Q/14
UAI (ΔCDF)	2.56E-08	1.01E-08	-2.94E-09	-6.12E-09	-6.21E-09	-1.68E-08	-1.73E-08	-1.73E-08
URI (ΔCDF)	3.90E-07	3.90E-07	2.20E-07	2.20E-07	2.20E-07	-2.81E-08	-2.84E-08	-2.84E-08
PLE	NO	NO	NO	NO	NO	NO	NO	NO
Indicator value	4.20E-07	4.00E-07	2.20E-07	2.10E-07	2.10E-07	-4.50E-08	-4.60E-08	-4.60E-08

Licensee Comments:

2Q/14: Changed PRA Parameter(s). The PBNP PRA Model Revision 5.02 was approved on January 17, 2014 with a corresponding MSPI Basis Document revision 23 approved on June 27, 2014. The primary purpose of the PRA update was to resolve an issue identified with the previous model that affected the CDF and LERF calculations

when components were taken out of service by setting their basic events to logical TRUE.

2Q/13: Changed PRA Parameter(s). Failure 247779 for 2P-15B oiler being empty had erroneously been changed to not a failure. This has been corrected (AR01883159). MSPI Basis Document has been updated to incorporate PRA Model 5.01 which was implemented March 1, 2013. This version of the PRA model incorporates a new data analysis using plant data from 2003-2008.

1Q/13: MSPI Basis Document Rev 20 issued, no PRA parameters changed.

1Q/13: MSPI Basis Document Rev 20 issued, no PRA parameters changed.

Mitigating Systems Performance Index, Heat Removal System



Thresholds: White > 1.00E-6 Yellow > 1.00E-5 Red > 1.00E-4

Notes

Mitigating Systems Performance Index, Heat Removal System	4Q/12	1Q/13	2Q/13	3Q/13	4Q/13	1Q/14	2Q/14	3Q/14
UAI (ΔCDF)	4.48E-09	5.35E-09	-9.87E-09	-9.18E-09	-9.99E-09	-1.19E-08	-2.44E-08	-2.44E-08
URI (ΔCDF)	-1.03E-08	-1.03E-08	-4.42E-08	-4.37E-08	-4.21E-08	-4.04E-08	-4.94E-08	-4.75E-08
PLE	NO	NO	NO	NO	NO	NO	NO	NO
Indicator value	-5.80E-09	-5.00E-09	-5.40E-08	-5.30E-08	-5.20E-08	-5.20E-08	-7.40E-08	-7.20E-08

Licensee Comments:

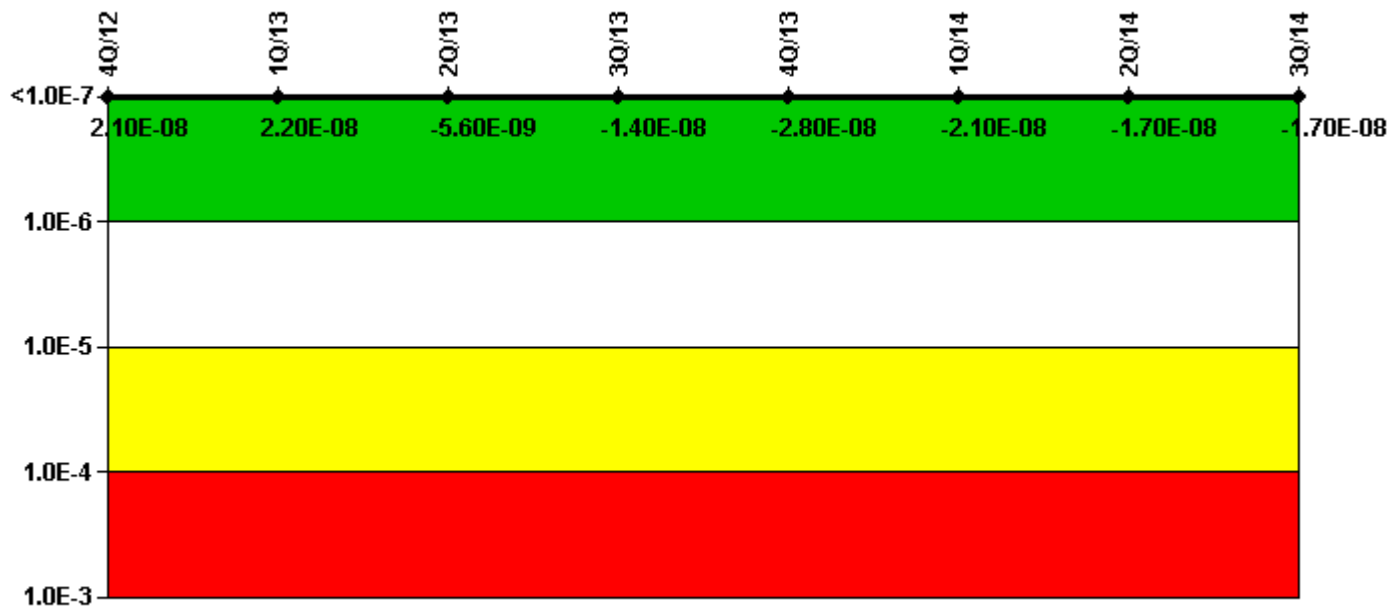
2Q/14: Changed PRA Parameter(s). The PBNP PRA Model Revision 5.02 was approved on January 17, 2014 with a corresponding MSPI Basis Document revision 23 approved on June 27, 2014. The primary purpose of the PRA update was to resolve an issue identified with the previous model that affected the CDF and LERF calculations when components were taken out of service by setting their basic events to logical TRUE.

3Q/13: Revised estimated operational demands and run hours for P-053 motor driven pump. Pump not used for startup and shutdown operation. (RWT01837653 and AR01903536) Effective 4Q13.

2Q/13: Changed PRA Parameter(s). MSPI Basis Document has been updated to incorporate PRA Model 5.01 which was implemented March 1, 2013. This version of the PRA model incorporates a new data analysis using plant data from 2003-2008.

1Q/13: MSPI Basis Document Rev 20 issued, no PRA parameters changed.

Mitigating Systems Performance Index, Residual Heat Removal System



Thresholds: White > 1.00E-6 Yellow > 1.00E-5 Red > 1.00E-4

Notes

Mitigating Systems Performance Index, Residual Heat Removal System	4Q/12	1Q/13	2Q/13	3Q/13	4Q/13	1Q/14	2Q/14	3Q/14
UAI (ΔCDF)	4.37E-08	4.46E-08	1.17E-07	1.09E-07	9.51E-08	1.03E-07	9.93E-08	1.00E-07
URI (ΔCDF)	-2.24E-08	-2.24E-08	-1.23E-07	-1.23E-07	-1.23E-07	-1.24E-07	-1.16E-07	-1.17E-07

3Q/2014 Performance Indicators - Point Beach 2

PLE	NO	NO	NO	NO	NO	NO	NO	NO
Indicator value	2.10E-08	2.20E-08	-5.60E-09	-1.40E-08	-2.80E-08	-2.10E-08	-1.70E-08	-1.70E-08

Licensee Comments:

2Q/14: Changed PRA Parameter(s). The PBNP PRA Model Revision 5.02 was approved on January 17, 2014 with a corresponding MSPI Basis Document revision 23 approved on June 27, 2014. The primary purpose of the PRA update was to resolve an issue identified with the previous model that affected the CDF and LERF calculations when components were taken out of service by setting their basic events to logical TRUE.

4Q/13: Past unavailability revised to include hours from IT-12 and IT-13 to account for difference between assigned operator and dedicated operator. (AR01901575)

3Q/13: Revised estimated demands for valves due to venting. (RWT01837653) Effective 4Q13.

3Q/13: Revised estimated demands for valves due to venting. (RWT01837653) Effective 4Q13.

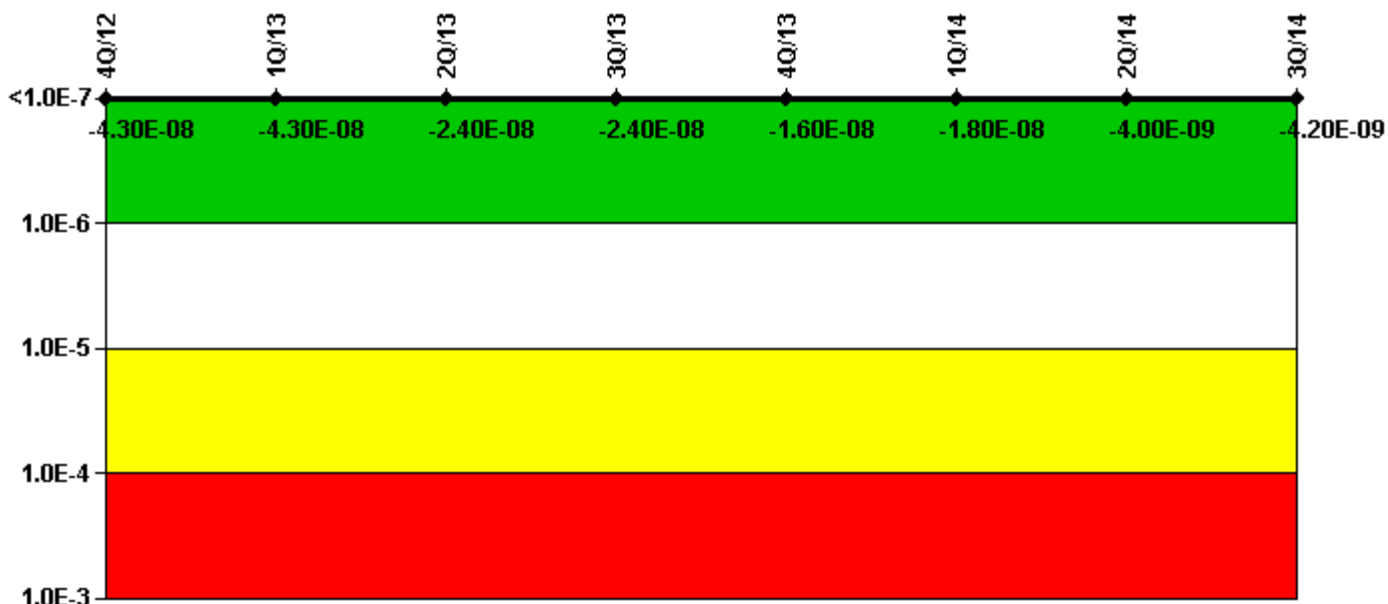
2Q/13: MSPI Basis Document has been updated to incorporate PRA Model 5.01 which was implemented March 1, 2013. This version of the PRA model incorporates a new data analysis using plant data from 2003-2008.

2Q/13: Changed PRA Parameter(s). MSPI Basis Document has been updated to incorporate PRA Model 5.01 which was implemented March 1, 2013. This version of the PRA model incorporates a new data analysis using plant data from 2003-2008.

1Q/13: MSPI Basis Document Rev 20 issued, no PRA parameters changed.

1Q/13: MSPI Basis Document Rev 20 issued, no PRA parameters changed.

Mitigating Systems Performance Index, Cooling Water Systems



Thresholds: White > 1.00E-6 Yellow > 1.00E-5 Red > 1.00E-4

Notes

Mitigating Systems Performance Index, Cooling Water Systems	4Q/12	1Q/13	2Q/13	3Q/13	4Q/13	1Q/14	2Q/14	3Q/14
UAI (Δ CDF)	-1.38E-08	-1.40E-08	-1.64E-08	-1.64E-08	-8.25E-09	-1.01E-08	-1.94E-09	-2.10E-09
URI (Δ CDF)	-2.90E-08	-2.90E-08	-7.79E-09	-7.79E-09	-7.85E-09	-7.91E-09	-2.04E-09	-2.07E-09
PLE	NO	NO	NO	NO	NO	NO	NO	NO
Indicator value	-4.30E-08	-4.30E-08	-2.40E-08	-2.40E-08	-1.60E-08	-1.80E-08	-4.00E-09	-4.20E-09

Licensee Comments:

2Q/14: Changed PRA Parameter(s). The PBNP PRA Model Revision 5.02 was approved on January 17, 2014 with a corresponding MSPI Basis Document revision 23 approved on June 27, 2014. The primary purpose of the PRA update was to resolve an issue identified with the previous model that affected the CDF and LERF calculations when components were taken out of service by setting their basic events to logical TRUE. The planned unavailability baseline for the Cooling Water System 1 (Service Water System) overboard valves was reduced to reflect the current maintenance practice of not danger-tagging these valves closed for ice melt or during refueling outages (AR01670874). This change is consistent with how unavailability of these valves is treated in the PRA model.

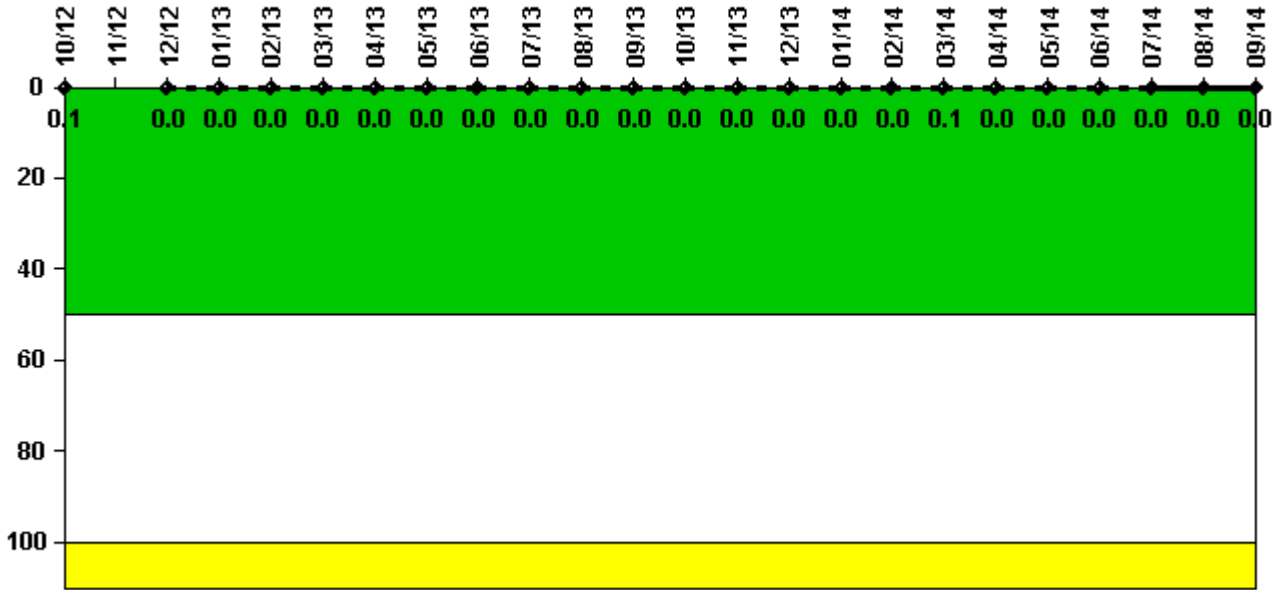
3Q/13: Revised estimated demands and run hours for current normal operation. (RWT01837653) Effective 4Q13.

2Q/13: Changed PRA Parameter(s). MSPI Basis Document has been updated to incorporate PRA Model 5.01 which was implemented March 1, 2013. This version of the PRA model incorporates a new data analysis using

plant data from 2003-2008.

1Q/13: MSPI Basis Document Rev 20 issued, no PRA parameters changed.

Reactor Coolant System Activity



Thresholds: White > 50.0 Yellow > 100.0

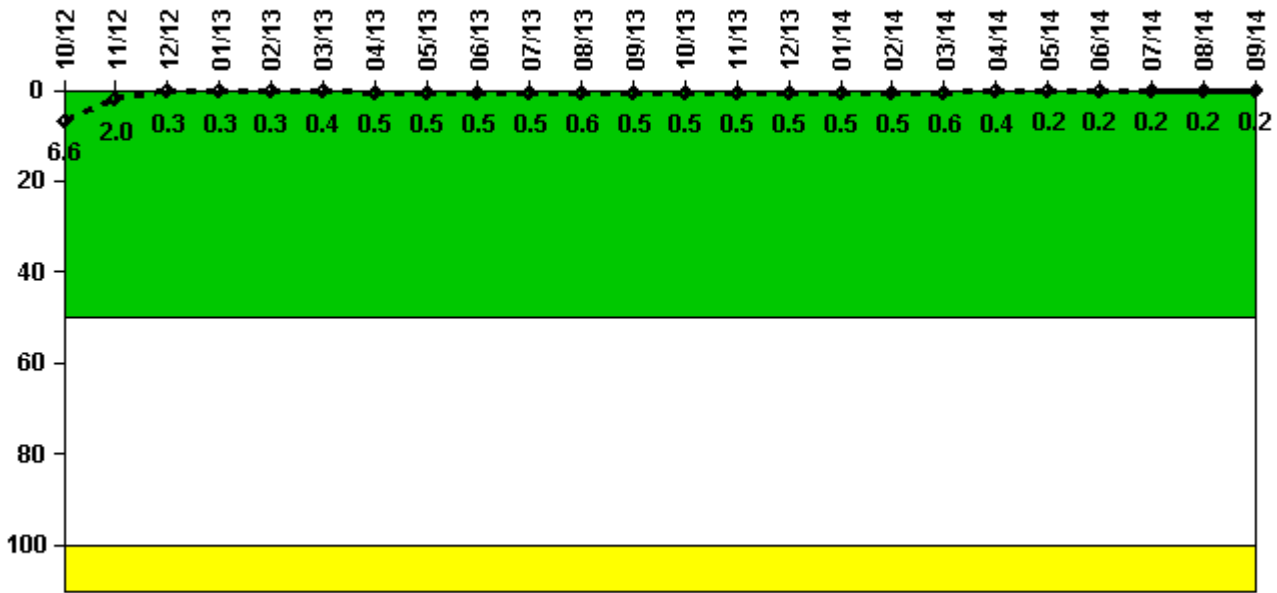
Notes

Reactor Coolant System Activity	10/12	11/12	12/12	1/13	2/13	3/13	4/13	5/13	6/13	7/13	8/13	9/13
Maximum activity	0.000278	N/A	0.000139	0.000165	0.000156	0.000155	0.000164	0.000172	0.000185	0.000194	0.000196	0.000207
Technical specification limit	0.5	0.5	0.5	0.5	0.5	0.5	0.5	0.5	0.5	0.5	0.5	0.5
Indicator value	0.1	N/A	0	0	0	0	0	0	0	0	0	0
Reactor Coolant System Activity	10/13	11/13	12/13	1/14	2/14	3/14	4/14	5/14	6/14	7/14	8/14	9/14
Maximum activity	0.000221	0.000222	0.000225	0.000241	0.000249	0.000258	0.000127	0.000128	0.000133	0.000138	0.000144	0.000145
Technical												

specification limit	0.5	0.5	0.5	0.5	0.5	0.5	0.5	0.5	0.5	0.5	0.5	0.5
Indicator value	0	0	0	0	0	0.1	0	0	0	0	0	0

Licensee Comments: none

Reactor Coolant System Leakage



Thresholds: White > 50.0 Yellow > 100.0

Notes

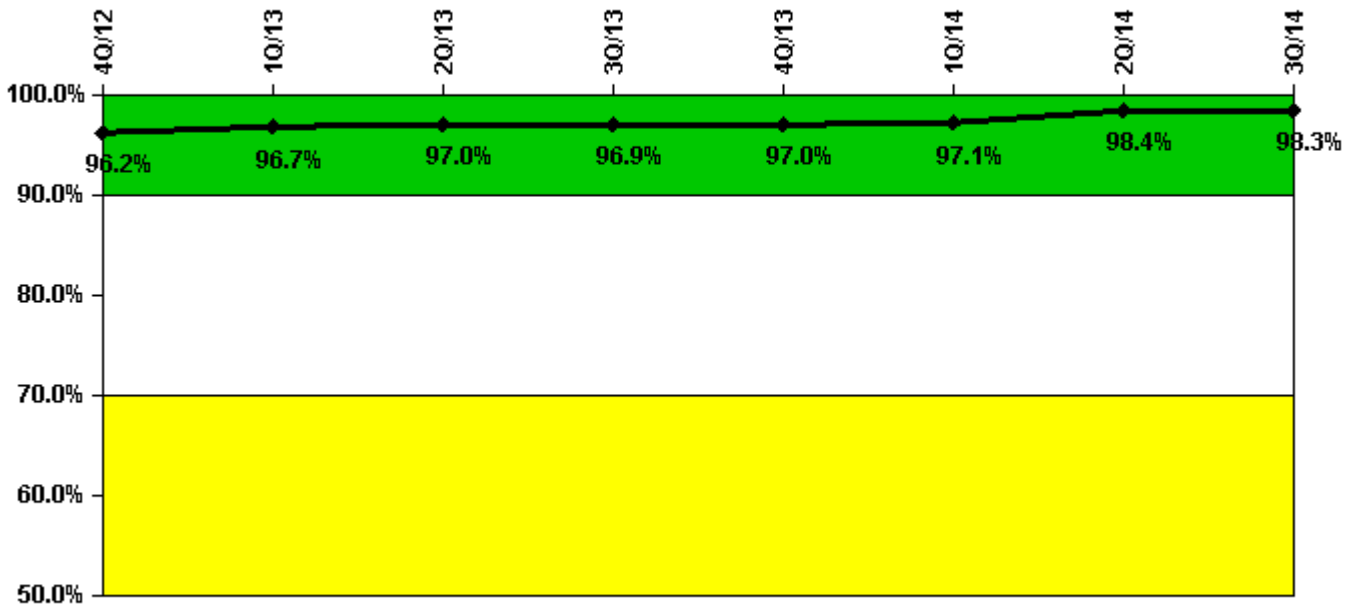
Reactor Coolant System Leakage	10/12	11/12	12/12	1/13	2/13	3/13	4/13	5/13	6/13	7/13	8/13	9/13
Maximum leakage	0.662	0.200	0.025	0.027	0.031	0.039	0.049	0.049	0.054	0.045	0.060	0.048
Technical specification limit	10.0	10.0	10.0	10.0	10.0	10.0	10.0	10.0	10.0	10.0	10.0	10.0
Indicator value	6.6	2.0	0.3	0.3	0.3	0.4	0.5	0.5	0.5	0.5	0.6	0.5

Reactor Coolant System Leakage	10/13	11/13	12/13	1/14	2/14	3/14	4/14	5/14	6/14	7/14	8/14	9/14
Maximum leakage	0.049	0.053	0.054	0.052	0.053	0.062	0.036	0.017	0.019	0.022	0.022	0.020
Technical specification limit	10.0	10.0	10.0	10.0	10.0	10.0	10.0	10.0	10.0	10.0	10.0	10.0
Indicator value	0.5	0.5	0.5	0.5	0.5	0.6	0.4	0.2	0.2	0.2	0.2	0.2

Licensee Comments:

12/12: 2012-10 Maximum RCS Identified Leakage revised 5/22/13 to 0.662 based on data review from AR 1872894. 2012-11 Maximum RCS Identified Leakage revised 5/22/13 to 0.200 based on data review from AR 1872894.

Drill/Exercise Performance



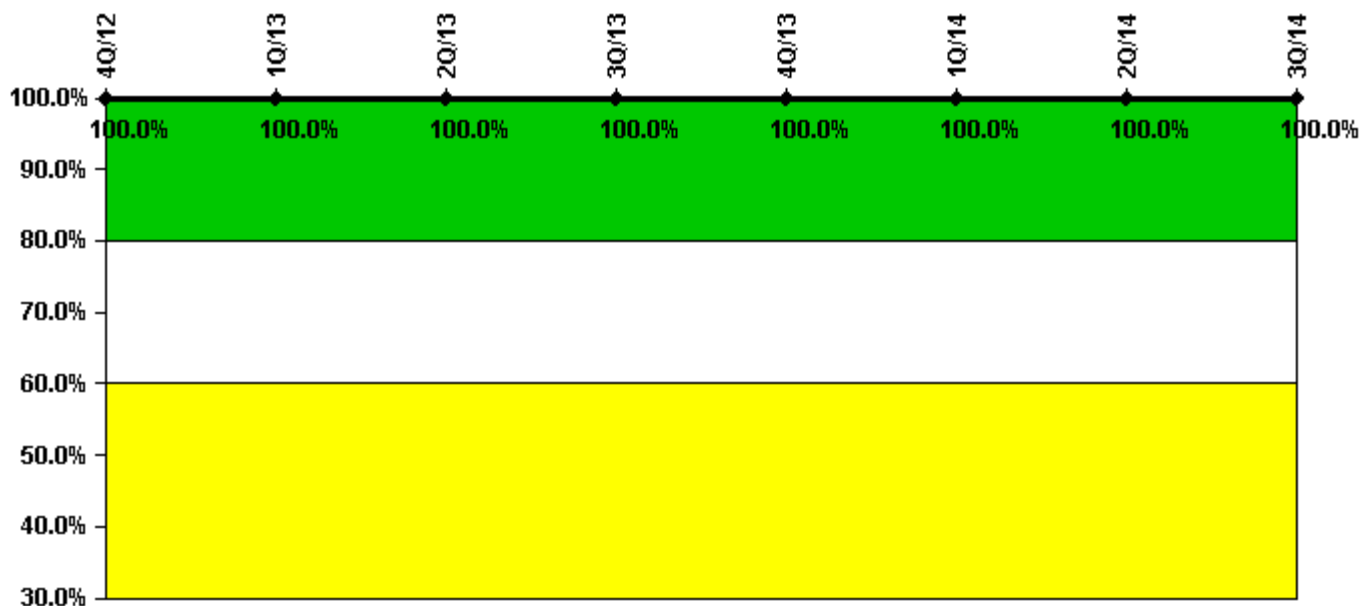
Thresholds: White < 90.0% Yellow < 70.0%

Notes

Drill/Exercise Performance	4Q/12	1Q/13	2Q/13	3Q/13	4Q/13	1Q/14	2Q/14	3Q/14
Successful opportunities	2.0	37.0	31.0	27.0	8.0	30.0	23.0	20.0
Total opportunities	2.0	37.0	32.0	28.0	8.0	30.0	24.0	20.0
Indicator value	96.2%	96.7%	97.0%	96.9%	97.0%	97.1%	98.4%	98.3%

Licensee Comments: none

ERO Drill Participation



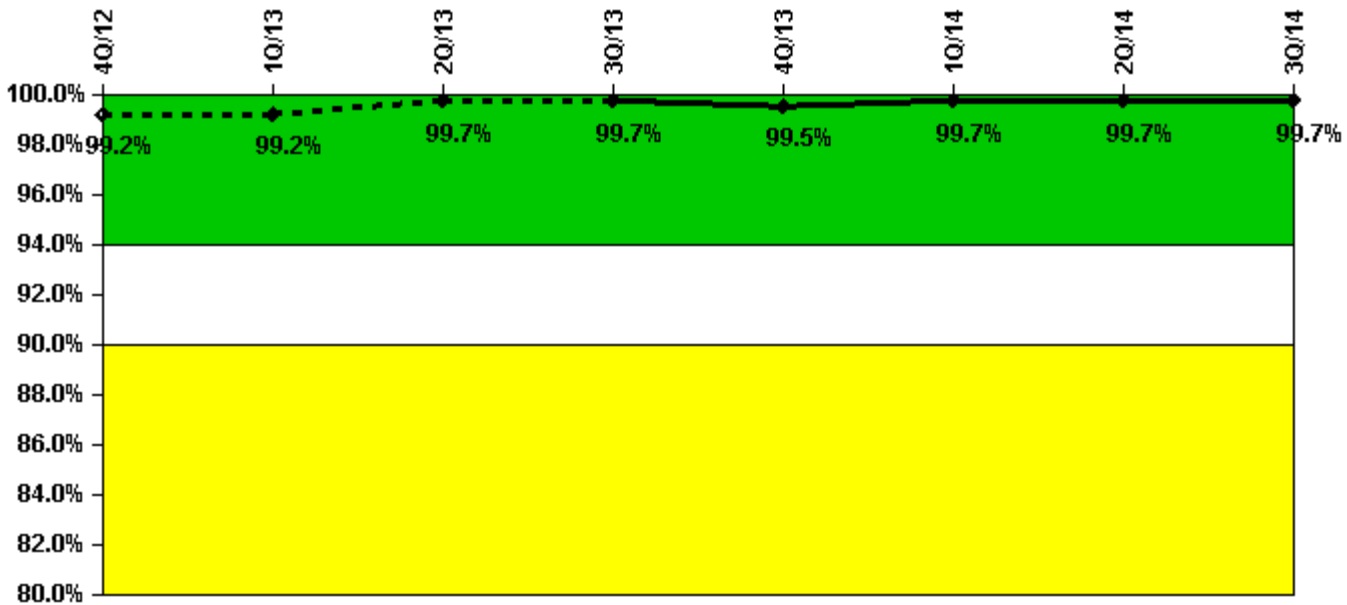
Thresholds: White < 80.0% Yellow < 60.0%

Notes

ERO Drill Participation	4Q/12	1Q/13	2Q/13	3Q/13	4Q/13	1Q/14	2Q/14	3Q/14
Participating Key personnel	59.0	62.0	61.0	62.0	58.0	58.0	60.0	58.0
Total Key personnel	59.0	62.0	61.0	62.0	58.0	58.0	60.0	58.0
Indicator value	100.0%	100.0%	100.0%	100.0%	100.0%	100.0%	100.0%	100.0%

Licensee Comments: none

Alert & Notification System



Thresholds: White < 94.0% Yellow < 90.0%

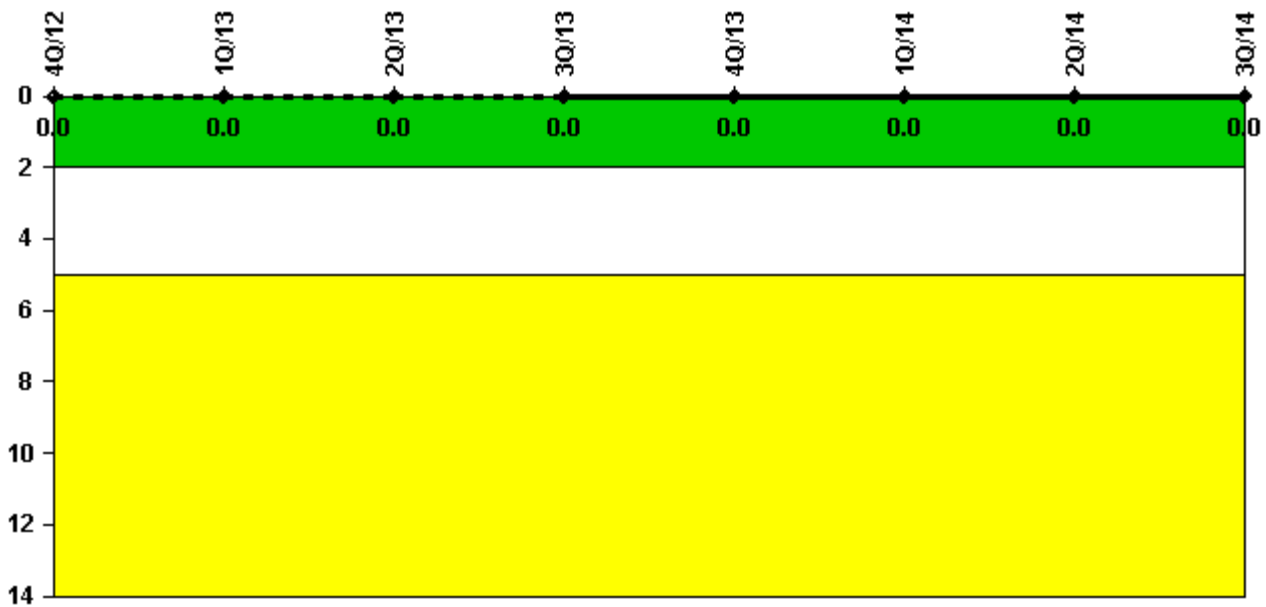
Notes

Alert & Notification System	4Q/12	1Q/13	2Q/13	3Q/13	4Q/13	1Q/14	2Q/14	3Q/14
Successful siren-tests	98	97	98	84	97	98	98	98
Total sirens-tests	98	98	98	84	98	98	98	98
Indicator value	99.2%	99.2%	99.7%	99.7%	99.5%	99.7%	99.7%	99.7%

Licensee Comments:

1Q/14: Point Beach ANS coverage takes credit for 8 sirens located in Kewaunee County that are owned and maintained by Kewaunee Power Station. As identified in FAQ 13-04, Point Beach is documenting the siren testing performance for these 8 sirens in the notes section of the Point Beach monthly ANS indicators.

Occupational Exposure Control Effectiveness



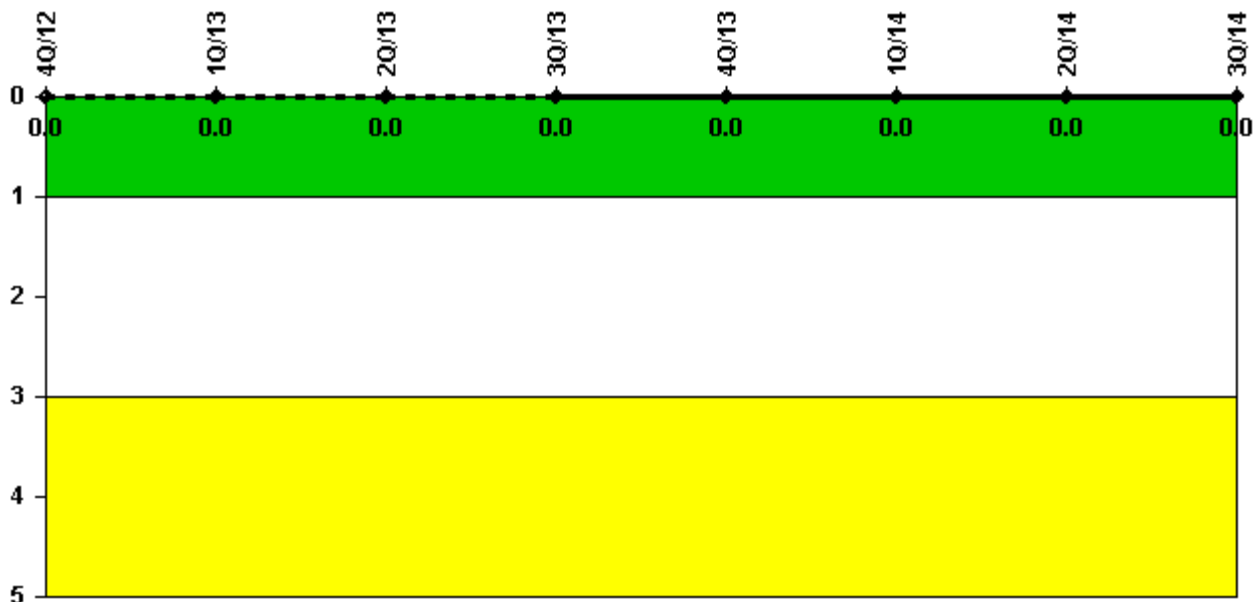
Thresholds: White > 2.0 Yellow > 5.0

Notes

Occupational Exposure Control Effectiveness	4Q/12	1Q/13	2Q/13	3Q/13	4Q/13	1Q/14	2Q/14	3Q/14
High radiation area occurrences	0	0	0	0	0	0	0	0
Very high radiation area occurrences	0	0	0	0	0	0	0	0
Unintended exposure occurrences	0	0	0	0	0	0	0	0
Indicator value	0	0	0	0	0	0	0	0

Licensee Comments: none

RETS/ODCM Radiological Effluent



Thresholds: White > 1.0 Yellow > 3.0

Notes

RETS/ODCM Radiological Effluent	4Q/12	1Q/13	2Q/13	3Q/13	4Q/13	1Q/14	2Q/14	3Q/14
RETS/ODCM occurrences	0	0	0	0	0	0	0	0
Indicator value	0	0	0	0	0	0	0	0

Licensee Comments: none

Although the Security Cornerstone is included in the Reactor Oversight Process assessment program, the Commission has decided that specific information related to findings and performance indicators pertaining to the Security Cornerstone will not be publicly available to ensure that security information is not provided to a possible adversary. Other than the fact that a finding or performance indicator is Green or Greater-Than-Green, security related information will not be displayed on the public web page.

 [Action Matrix Summary](#) | [Inspection Findings Summary](#) | [PI Summary](#) | [Reactor Oversight Process](#)

Last Modified: November 3, 2014