

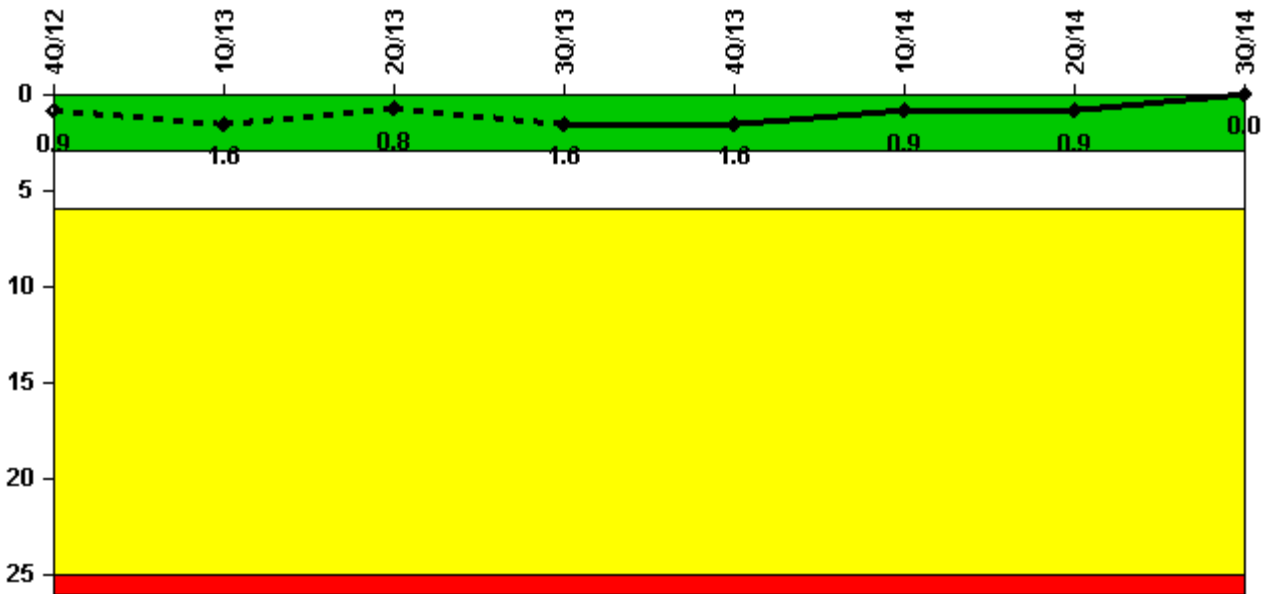
Indian Point 2

3Q/2014 Performance Indicators

The solid trend line represents the current reporting period.

Licensee's General Comments: none

Unplanned Scrams per 7000 Critical Hrs



Thresholds: White > 3.0 Yellow > 6.0 Red > 25.0

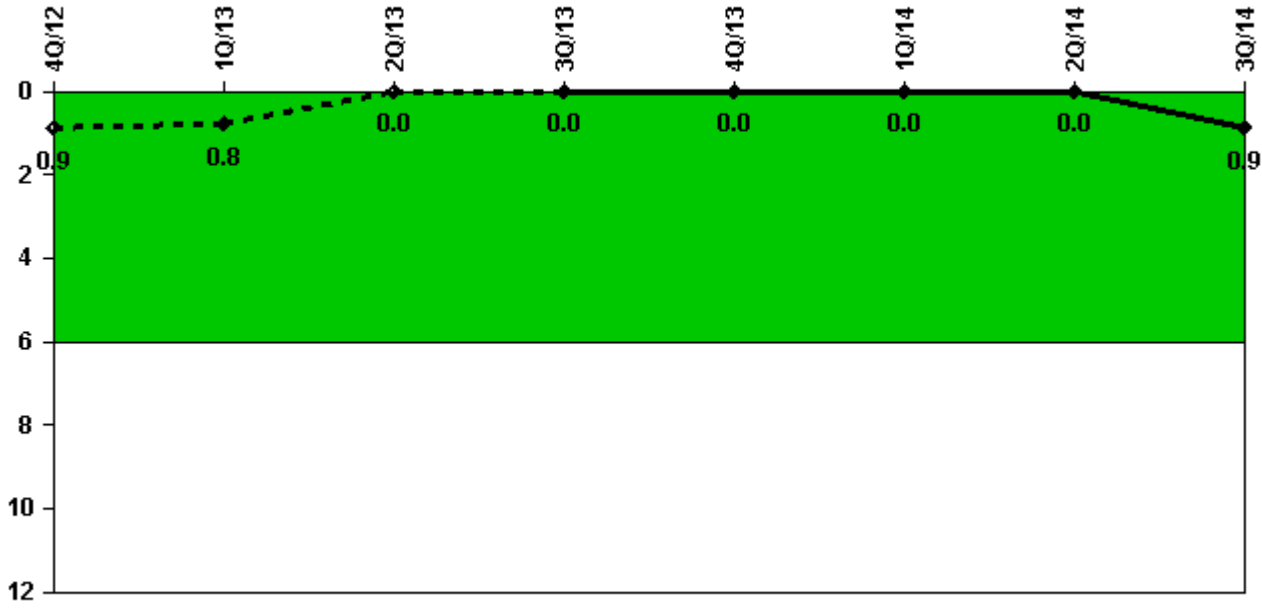
Notes

Unplanned Scrams per 7000 Critical Hrs	4Q/12	1Q/13	2Q/13	3Q/13	4Q/13	1Q/14	2Q/14	3Q/14
Unplanned scrams	0	1.0	0	1.0	0	0	0	0
Critical hours	2209.0	2107.1	2184.0	2189.3	2209.0	1619.8	2184.0	2208.0
Indicator value	0.9	1.6	0.8	1.6	1.6	0.9	0.9	0

Licensee Comments:

1Q/13: LER-2013-001 reported on April 15, 2013, a manual reactor trip on February 13, 2013, due to decreasing steam generator levels as a result of the trip of both heater drain tank pumps during AOV diagnostics testing.

Unplanned Power Changes per 7000 Critical Hrs



Thresholds: White > 6.0

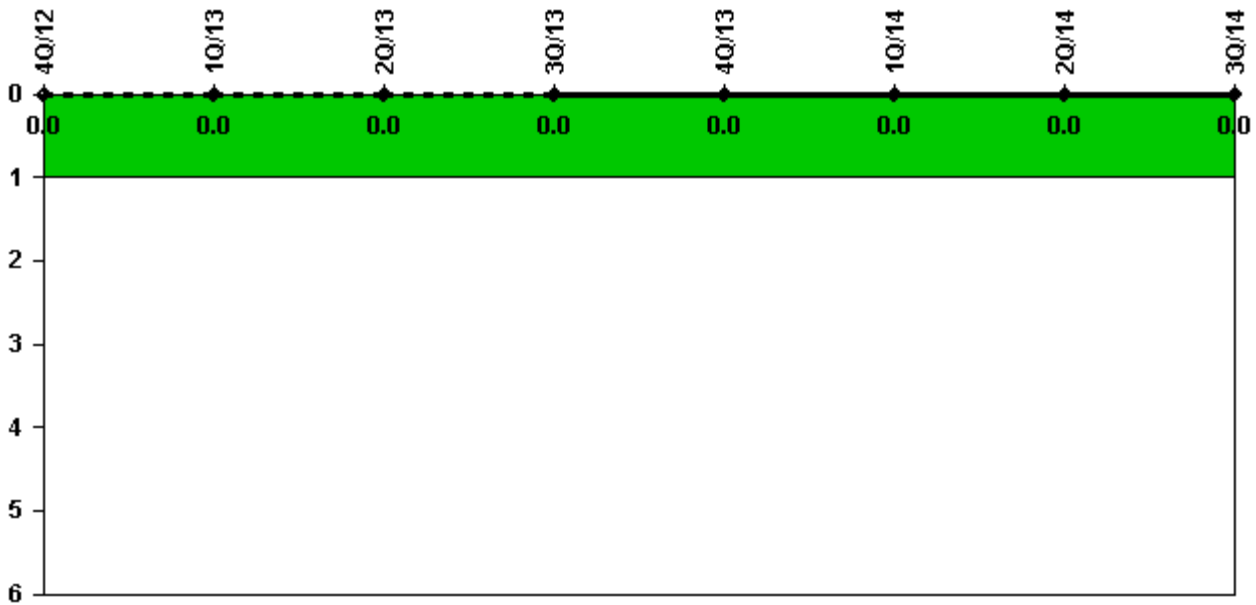
Notes

Unplanned Power Changes per 7000 Critical Hrs	4Q/12	1Q/13	2Q/13	3Q/13	4Q/13	1Q/14	2Q/14	3Q/14
Unplanned power changes	0	0	0	0	0	0	0	1.0
Critical hours	2209.0	2107.1	2184.0	2189.3	2209.0	1619.8	2184.0	2208.0
Indicator value	0.9	0.8	0	0	0	0	0	0.9

Licensee Comments:

3Q/14: Unplanned power change on September 18, 2014, due to Technical Specification required power change as a result of misaligned control rod/shutdown bank B during testing. Power reduced to approximately 70%.

Unplanned Scrams with Complications



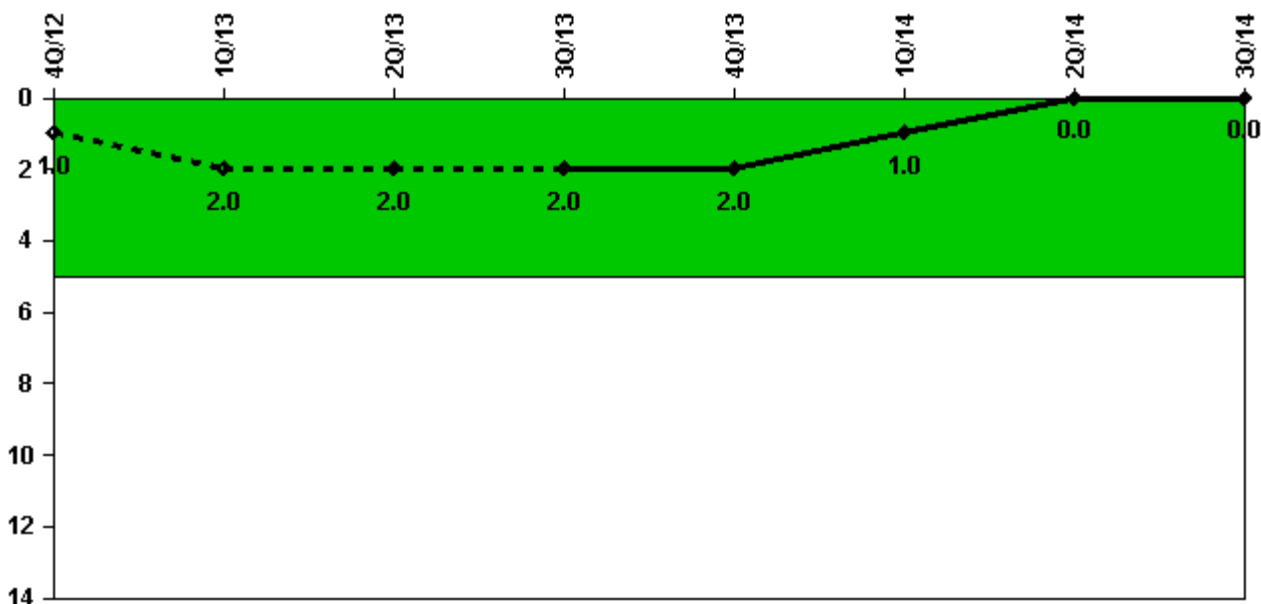
Thresholds: White > 1.0

Notes

Unplanned Scrams with Complications	4Q/12	1Q/13	2Q/13	3Q/13	4Q/13	1Q/14	2Q/14	3Q/14
Scrams with complications	0	0	0	0	0	0	0	0
Indicator value	0.0	0.0	0.0	0.0	0.0	0.0	0.0	0.0

Licensee Comments: none

Safety System Functional Failures (PWR)



Thresholds: White > 5.0

Notes

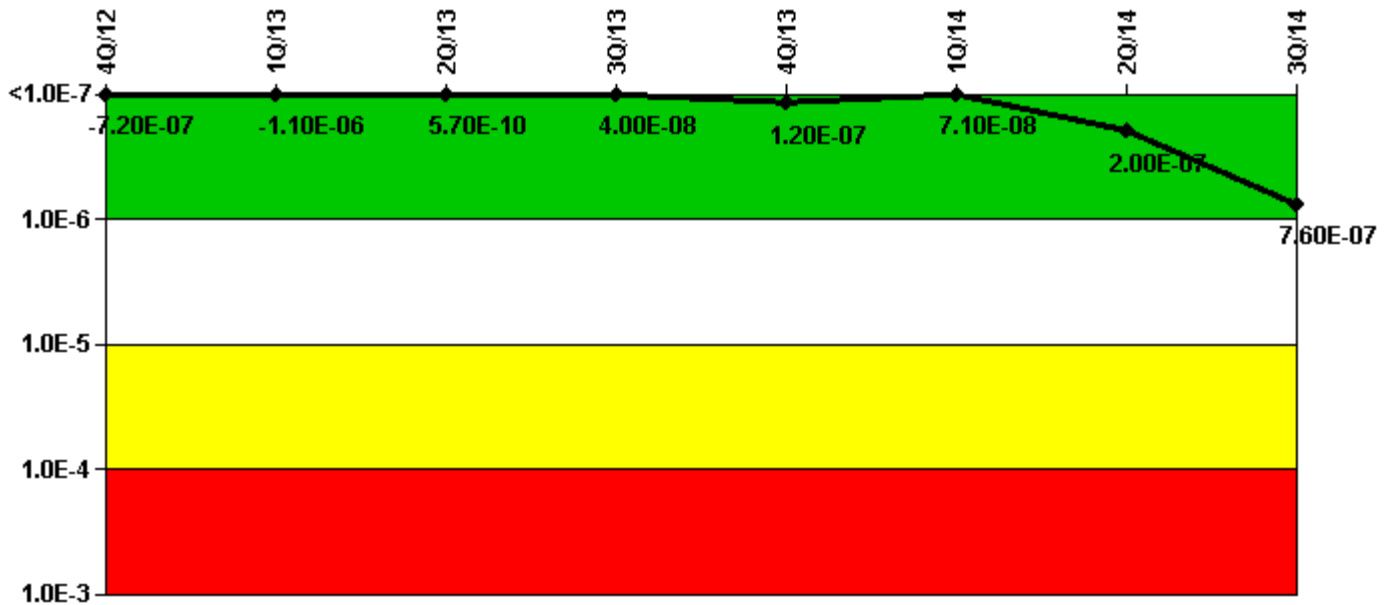
Safety System Functional Failures (PWR)	4Q/12	1Q/13	2Q/13	3Q/13	4Q/13	1Q/14	2Q/14	3Q/14
Safety System Functional Failures	0	1	1	0	0	0	0	0
Indicator value	1	2	2	2	2	1	0	0

Licensee Comments:

2Q/13: LER-2013-002 reported on June 13, 2012, a SSFF of the onsite emergency diesel generators due to maintenance on the emergency fuel oil supply line during tagout of the normal fuel oil supply line.

1Q/13: LER-2012-009-00 reported on January 28, 2013, a safety system functional failure due to use of the Rad Bypass switch for steam generator blowdown isolation valves which defeats their automatic isolation for analyzed events. Equipment tag-out were discovered that placed all the SGBD isolation valves in Rad bypass while a moter driven auxiliary feedwater pump was out of service. Condition results in the inability to maintain SG inventory with continuous SGBD during heat sink events.

Mitigating Systems Performance Index, Emergency AC Power System



Thresholds: White > 1.00E-6 Yellow > 1.00E-5 Red > 1.00E-4


Notes

Mitigating Systems Performance Index, Emergency AC Power System	4Q/12	1Q/13	2Q/13	3Q/13	4Q/13	1Q/14	2Q/14	3Q/14
UAI (Δ CDF)	1.16E-07	1.05E-07	2.12E-07	2.29E-07	2.80E-07	2.73E-07	3.56E-07	3.65E-07
URI (Δ CDF)	-8.33E-07	-1.16E-06	-2.11E-07	-1.89E-07	-1.59E-07	-2.03E-07	-1.59E-07	3.93E-07
PLE	NO	NO	NO	NO	NO	NO	NO	NO
Indicator value	-7.20E-07	-1.10E-06	5.70E-10	4.00E-08	1.20E-07	7.10E-08	2.00E-07	7.60E-07

Licensee Comments:

3Q/14: Risk Cap Invoked. On September 12, 2014, a lube oil leak was discovered on the vitaulic coupling of the 23 EDG during post maintenance testing. EDG secured. MSPI Run Failure.

Mitigating Systems Performance Index, High Pressure Injection System




Thresholds: White > 1.00E-6 Yellow > 1.00E-5 Red > 1.00E-4

Notes

Mitigating Systems Performance Index, High Pressure Injection System	4Q/12	1Q/13	2Q/13	3Q/13	4Q/13	1Q/14	2Q/14	3Q/14
UAI (Δ CDF)	1.50E-11	-2.24E-11	6.29E-11	5.22E-11	5.76E-11	6.60E-11	5.21E-11	5.05E-11
URI (Δ CDF)	-2.41E-10	-2.48E-10	-2.61E-10	-2.71E-10	-2.78E-10	-2.92E-10	-3.05E-10	-3.19E-10
PLE	NO	NO	NO	NO	NO	NO	NO	NO
Indicator value	-2.30E-10	-2.70E-10	-2.00E-10	-2.20E-10	-2.20E-10	-2.30E-10	-2.50E-10	-2.70E-10

Licensee Comments: none

Mitigating Systems Performance Index, Heat Removal System



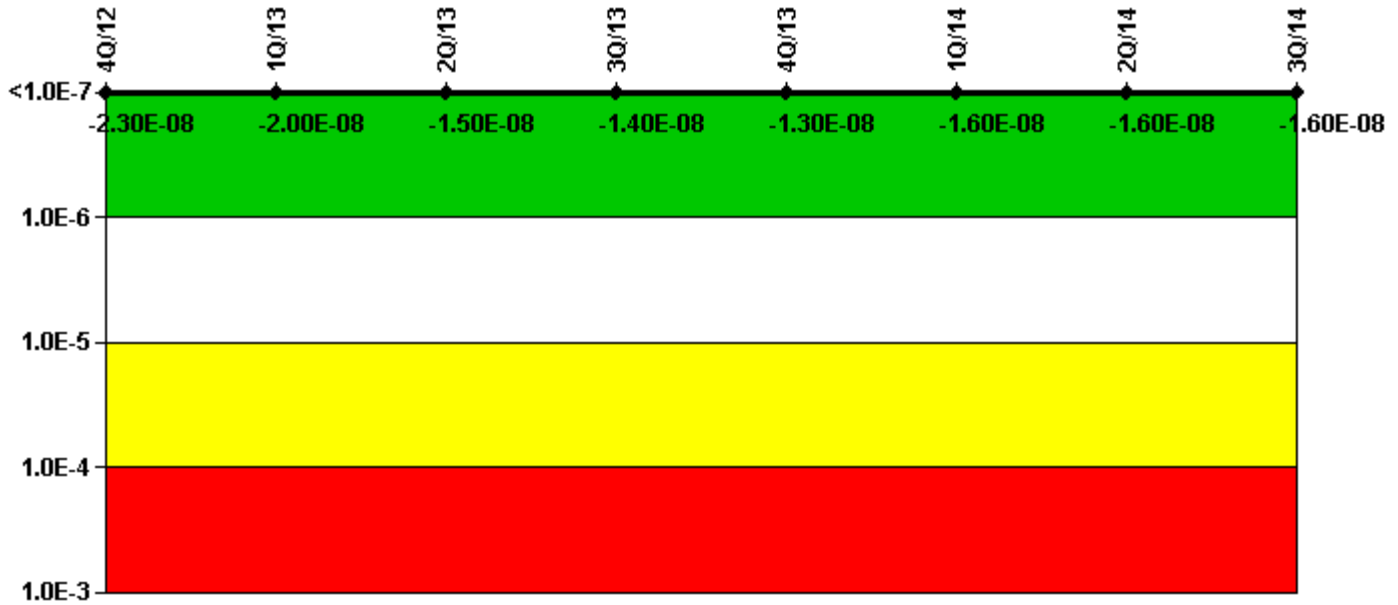
Thresholds: White > 1.00E-6 Yellow > 1.00E-5 Red > 1.00E-4

Notes

Mitigating Systems Performance Index, Heat Removal System	4Q/12	1Q/13	2Q/13	3Q/13	4Q/13	1Q/14	2Q/14	3Q/14
UAI (Δ CDF)	-9.66E-09	-2.41E-08	-2.93E-08	-2.99E-08	-2.98E-08	-2.85E-08	-2.72E-08	3.81E-09
URI (Δ CDF)	-9.09E-08	-6.87E-08	-5.37E-08	-5.07E-08	-3.86E-08	-7.36E-08	-6.60E-08	-6.59E-08
PLE	NO	NO	NO	NO	NO	NO	NO	NO
Indicator value	-1.00E-07	-9.30E-08	-8.30E-08	-8.10E-08	-6.80E-08	-1.00E-07	-9.30E-08	-6.20E-08

Licensee Comments: none

Mitigating Systems Performance Index, Residual Heat Removal System



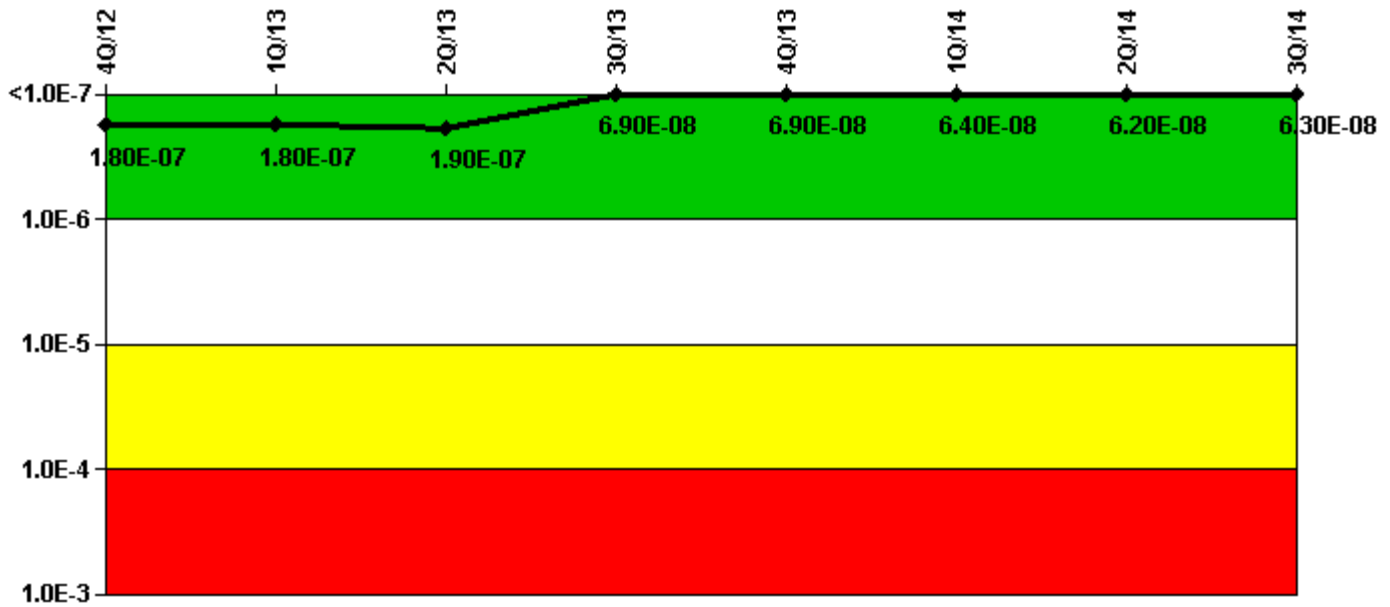
Thresholds: White > 1.00E-6 Yellow > 1.00E-5 Red > 1.00E-4

Notes

Mitigating Systems Performance Index, Residual Heat Removal System	4Q/12	1Q/13	2Q/13	3Q/13	4Q/13	1Q/14	2Q/14	3Q/14
UAI (Δ CDF)	-8.67E-09	-8.69E-09	-4.05E-09	-4.17E-09	-4.03E-09	-3.91E-09	-3.97E-09	-3.97E-09
URI (Δ CDF)	-1.41E-08	-1.13E-08	-1.06E-08	-9.89E-09	-9.12E-09	-1.17E-08	-1.17E-08	-1.17E-08
PLE	NO	NO	NO	NO	NO	NO	NO	NO
Indicator value	-2.30E-08	-2.00E-08	-1.50E-08	-1.40E-08	-1.30E-08	-1.60E-08	-1.60E-08	-1.60E-08

Licensee Comments: none

Mitigating Systems Performance Index, Cooling Water Systems



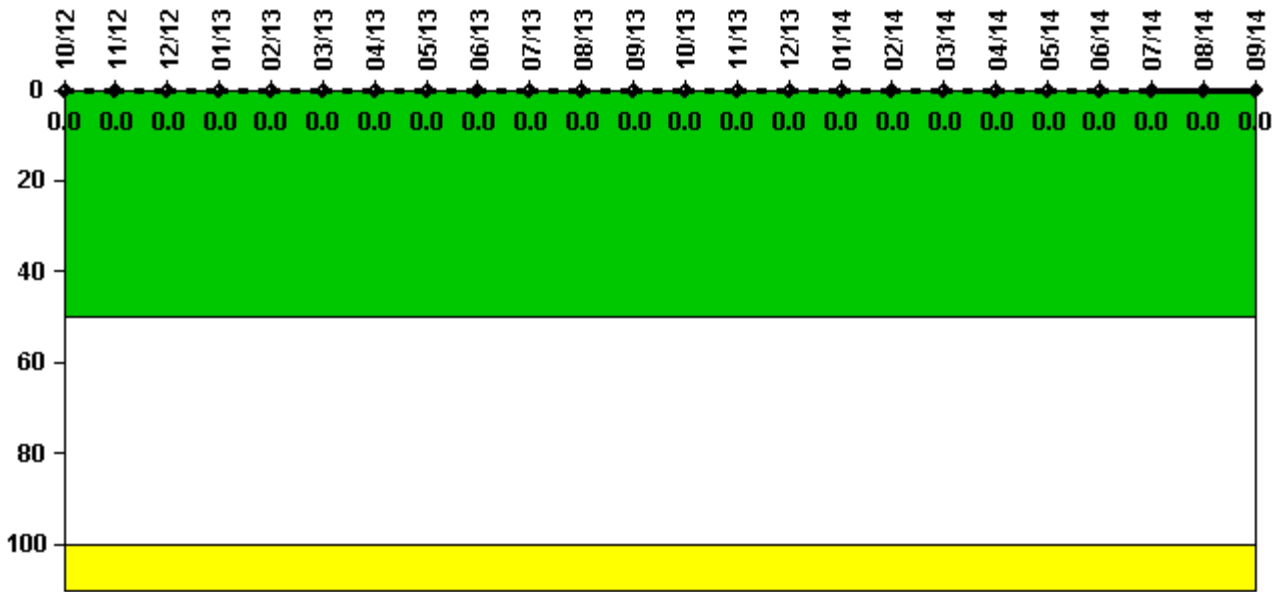
Thresholds: White > 1.00E-6 Yellow > 1.00E-5 Red > 1.00E-4

Notes

Mitigating Systems Performance Index, Cooling Water Systems	4Q/12	1Q/13	2Q/13	3Q/13	4Q/13	1Q/14	2Q/14	3Q/14
UAI (Δ CDF)	5.13E-09	5.22E-09	4.90E-09	2.65E-09	-1.93E-09	-3.47E-09	-3.28E-09	-3.61E-09
URI (Δ CDF)	1.77E-07	1.79E-07	1.81E-07	6.67E-08	7.05E-08	6.71E-08	6.55E-08	6.66E-08
PLE	NO	NO	NO	NO	NO	NO	NO	NO
Indicator value	1.80E-07	1.80E-07	1.90E-07	6.90E-08	6.90E-08	6.40E-08	6.20E-08	6.30E-08

Licensee Comments: none

Reactor Coolant System Activity



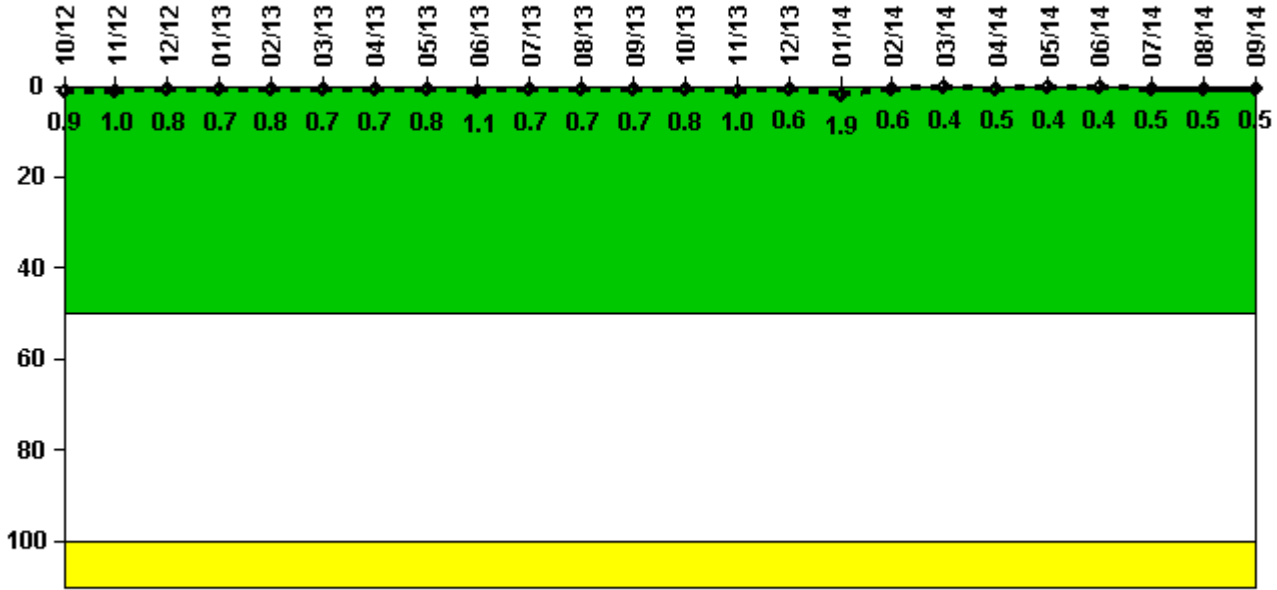
Thresholds: White > 50.0 Yellow > 100.0

Notes

Reactor Coolant System Activity	10/12	11/12	12/12	1/13	2/13	3/13	4/13	5/13	6/13	7/13	8/13	9/13
Maximum activity	0.000234	0.000218	0.000232	0.000244	0.000267	0.000246	0.000247	0.000280	0.000239	0.000258	0.000239	0.000204
Technical specification limit	1.0	1.0	1.0	1.0	1.0	1.0	1.0	1.0	1.0	1.0	1.0	1.0
Indicator value	0	0	0	0	0	0	0	0	0	0	0	0
Reactor Coolant System Activity	10/13	11/13	12/13	1/14	2/14	3/14	4/14	5/14	6/14	7/14	8/14	9/14
Maximum activity	0.000257	0.000273	0.000276	0.000278	0.000334	0.000125	0.000159	0.000133	0.000165	0.000153	0.000141	0.000148
Technical specification limit	1.0	1.0	1.0	1.0	1.0	1.0	1.0	1.0	1.0	1.0	1.0	1.0
Indicator value	0	0	0	0	0	0	0	0	0	0	0	0

Licensee Comments: none

Reactor Coolant System Leakage



Thresholds: White > 50.0 Yellow > 100.0

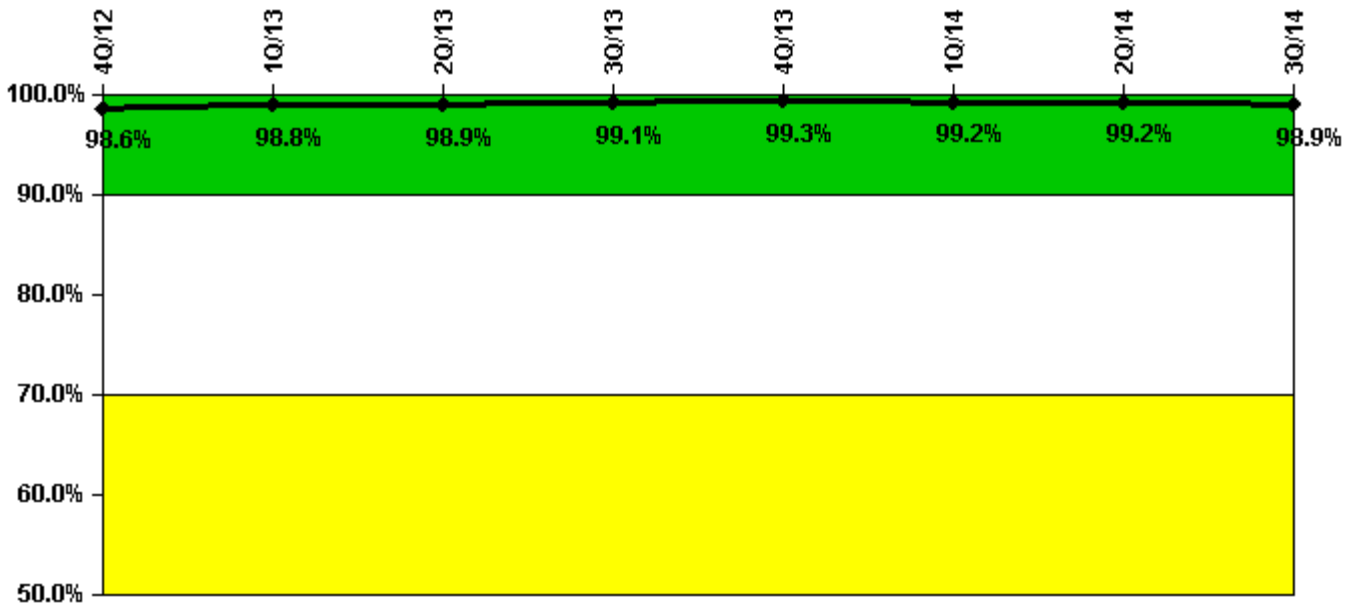
Notes

Reactor Coolant System Leakage	10/12	11/12	12/12	1/13	2/13	3/13	4/13	5/13	6/13	7/13	8/13	9/13
Maximum leakage	0.090	0.100	0.080	0.070	0.080	0.070	0.073	0.080	0.110	0.071	0.070	0.070
Technical specification limit	10.0	10.0	10.0	10.0	10.0	10.0	10.0	10.0	10.0	10.0	10.0	10.0
Indicator value	0.9	1.0	0.8	0.7	0.8	0.7	0.7	0.8	1.1	0.7	0.7	0.7

Reactor Coolant System Leakage	10/13	11/13	12/13	1/14	2/14	3/14	4/14	5/14	6/14	7/14	8/14	9/14
Maximum leakage	0.080	0.100	0.060	0.190	0.060	0.040	0.050	0.040	0.040	0.050	0.050	0.050
Technical specification limit	10.0	10.0	10.0	10.0	10.0	10.0	10.0	10.0	10.0	10.0	10.0	10.0
Indicator value	0.8	1.0	0.6	1.9	0.6	0.4	0.5	0.4	0.4	0.5	0.5	0.5

Licensee Comments: none

Drill/Exercise Performance



Thresholds: White < 90.0% Yellow < 70.0%

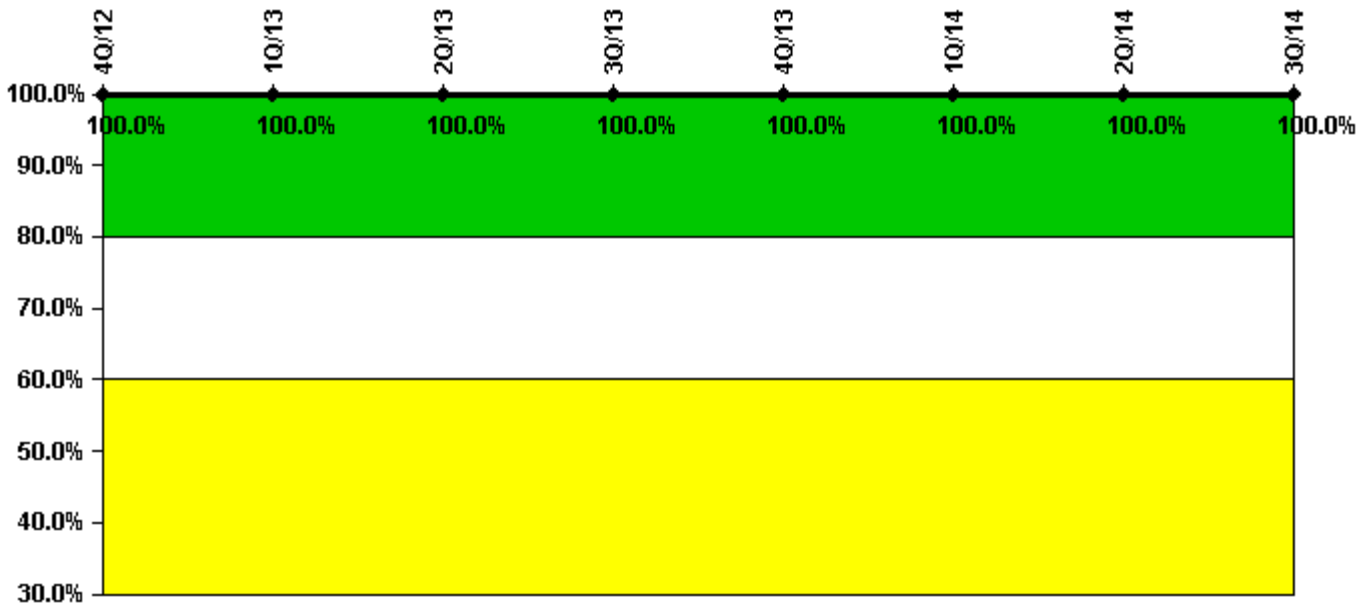
Notes

Drill/Exercise Performance	4Q/12	1Q/13	2Q/13	3Q/13	4Q/13	1Q/14	2Q/14	3Q/14
Successful opportunities	266.0	101.0	298.0	291.0	127.0	50.0	108.0	200.0
Total opportunities	269.0	101.0	299.0	297.0	127.0	51.0	110.0	203.0
Indicator value	98.6%	98.8%	98.9%	99.1%	99.3%	99.2%	99.2%	98.9%

Licensee Comments:

4Q/12: Change to the November 2012 Shift Manager/control Room supervisor training events from 112/113 to 116/117.

ERO Drill Participation



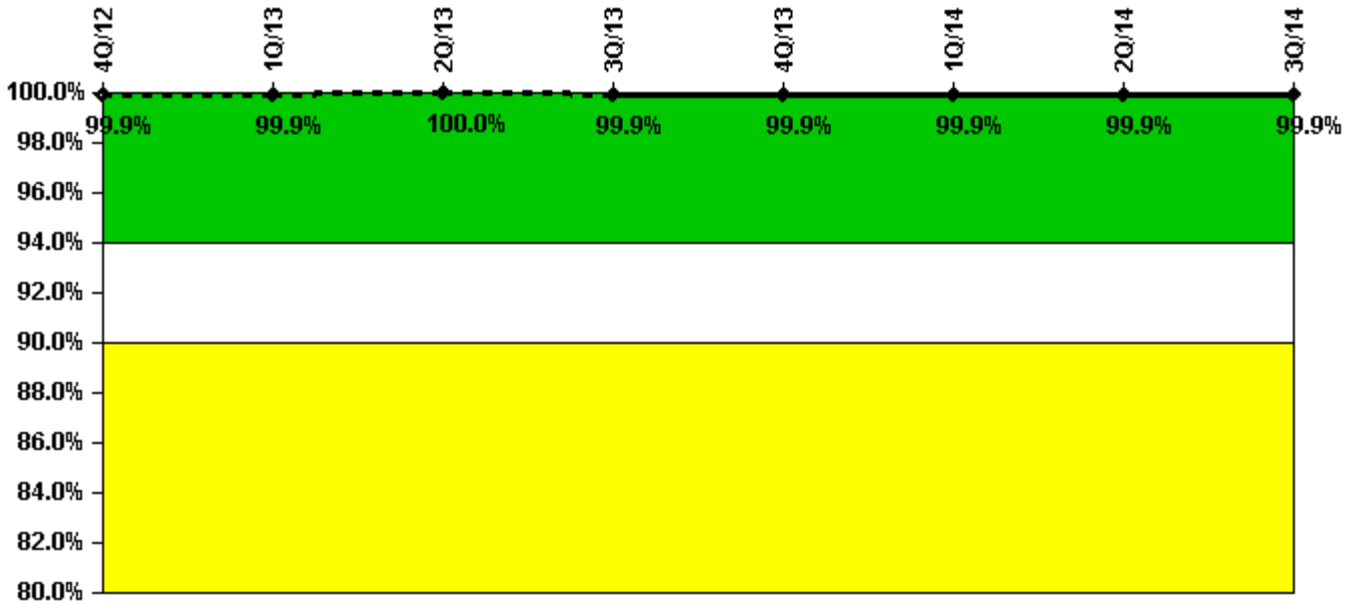
Thresholds: White < 80.0% Yellow < 60.0%

Notes

ERO Drill Participation	4Q/12	1Q/13	2Q/13	3Q/13	4Q/13	1Q/14	2Q/14	3Q/14
Participating Key personnel	104.0	106.0	104.0	109.0	111.0	104.0	104.0	100.0
Total Key personnel	104.0	106.0	104.0	109.0	111.0	104.0	104.0	100.0
Indicator value	100.0%	100.0%	100.0%	100.0%	100.0%	100.0%	100.0%	100.0%

Licensee Comments: none

Alert & Notification System



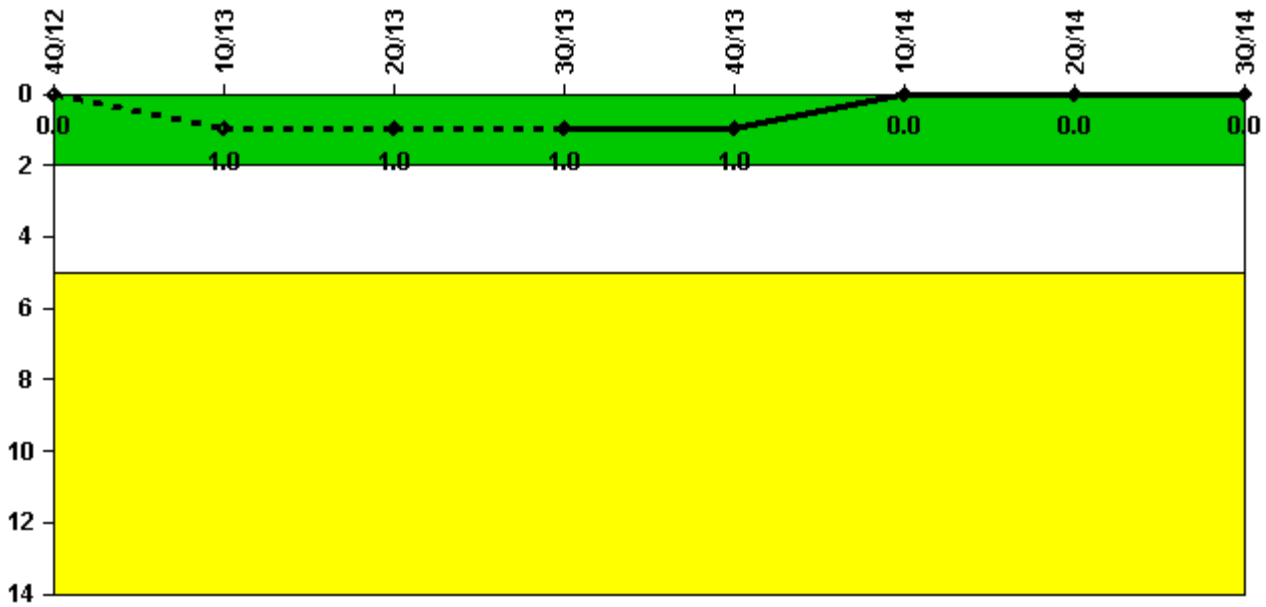
Thresholds: White < 94.0% Yellow < 90.0%

Notes

Alert & Notification System	4Q/12	1Q/13	2Q/13	3Q/13	4Q/13	1Q/14	2Q/14	3Q/14
Successful siren-tests	577	1015	1077	936	1303	1148	1156	1187
Total sirens-tests	577	1015	1077	938	1304	1148	1158	1187
Indicator value	99.9%	99.9%	100.0%	99.9%	99.9%	99.9%	99.9%	99.9%

Licensee Comments: none

Occupational Exposure Control Effectiveness



Thresholds: White > 2.0 Yellow > 5.0

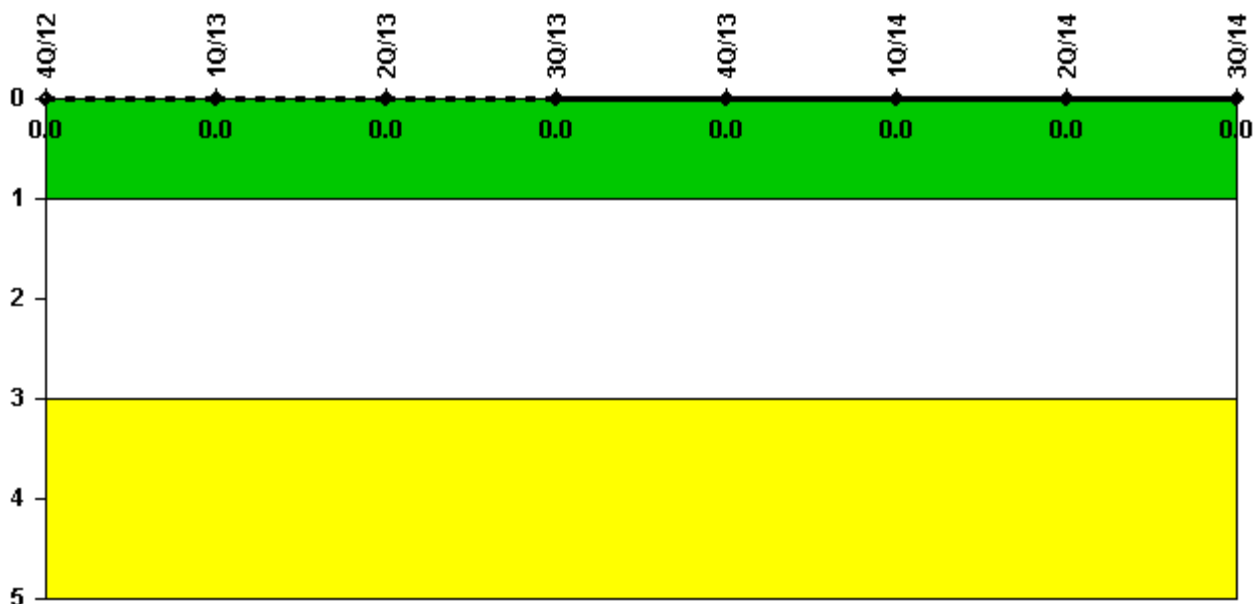
Notes

Occupational Exposure Control Effectiveness	4Q/12	1Q/13	2Q/13	3Q/13	4Q/13	1Q/14	2Q/14	3Q/14
High radiation area occurrences	0	1	0	0	0	0	0	0
Very high radiation area occurrences	0	0	0	0	0	0	0	0
Unintended exposure occurrences	0	0	0	0	0	0	0	0
Indicator value	0	1	1	1	1	0	0	0

Licensee Comments:

1Q/13: Per reporting guidelines of NEI 99-02 recorded a count at unit 2 for an event at unit 3 where following shutdown for refueling outage 3R17 workers re-entered containment without an RP escort while the containment was posted as a locked high radiation area in non-compliance with RWP-2013-3028.

RETS/ODCM Radiological Effluent



Thresholds: White > 1.0 Yellow > 3.0

Notes

RETS/ODCM Radiological Effluent	4Q/12	1Q/13	2Q/13	3Q/13	4Q/13	1Q/14	2Q/14	3Q/14
RETS/ODCM occurrences	0	0	0	0	0	0	0	0
Indicator value	0	0	0	0	0	0	0	0

Licensee Comments: none

Although the Security Cornerstone is included in the Reactor Oversight Process assessment program, the Commission has decided that specific information related to findings and performance indicators pertaining to the Security Cornerstone will not be publicly available to ensure that security information is not provided to a possible adversary. Other than the fact that a finding or performance indicator is Green or Greater-Than-Green, security related information will not be displayed on the public web page.

 [Action Matrix Summary](#) | [Inspection Findings Summary](#) | [PI Summary](#) | [Reactor Oversight Process](#)

Last Modified: November 3, 2014