

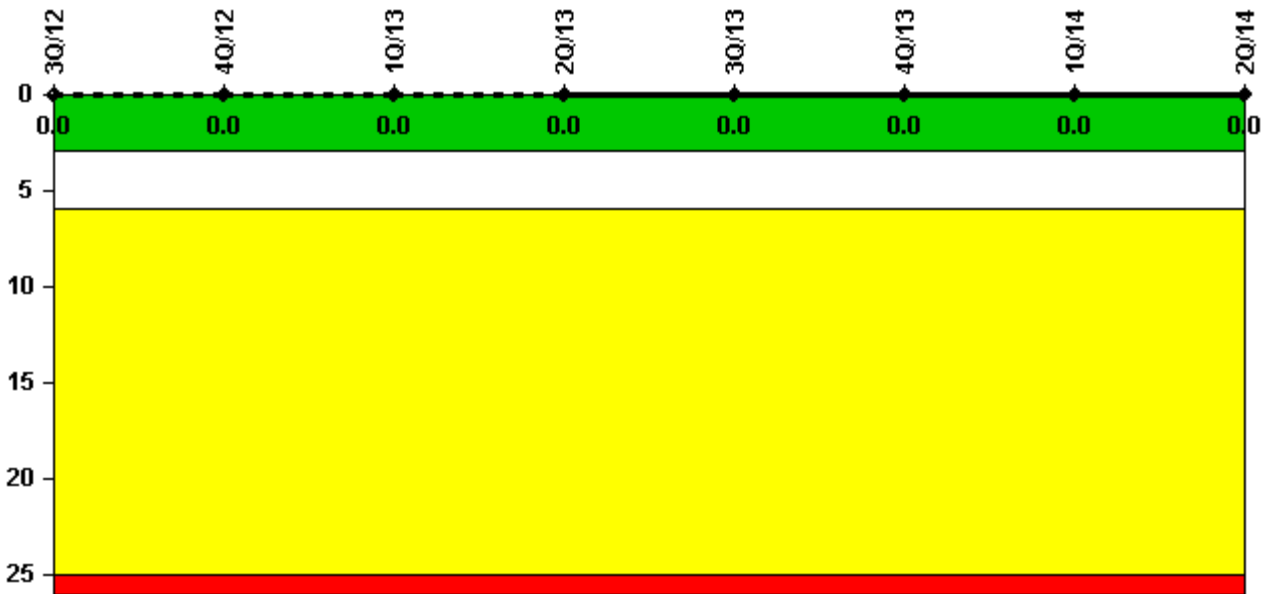
## Summer

### 2Q/2014 Performance Indicators

The solid trend line represents the current reporting period.

Licensee's General Comments: none

#### Unplanned Scrams per 7000 Critical Hrs



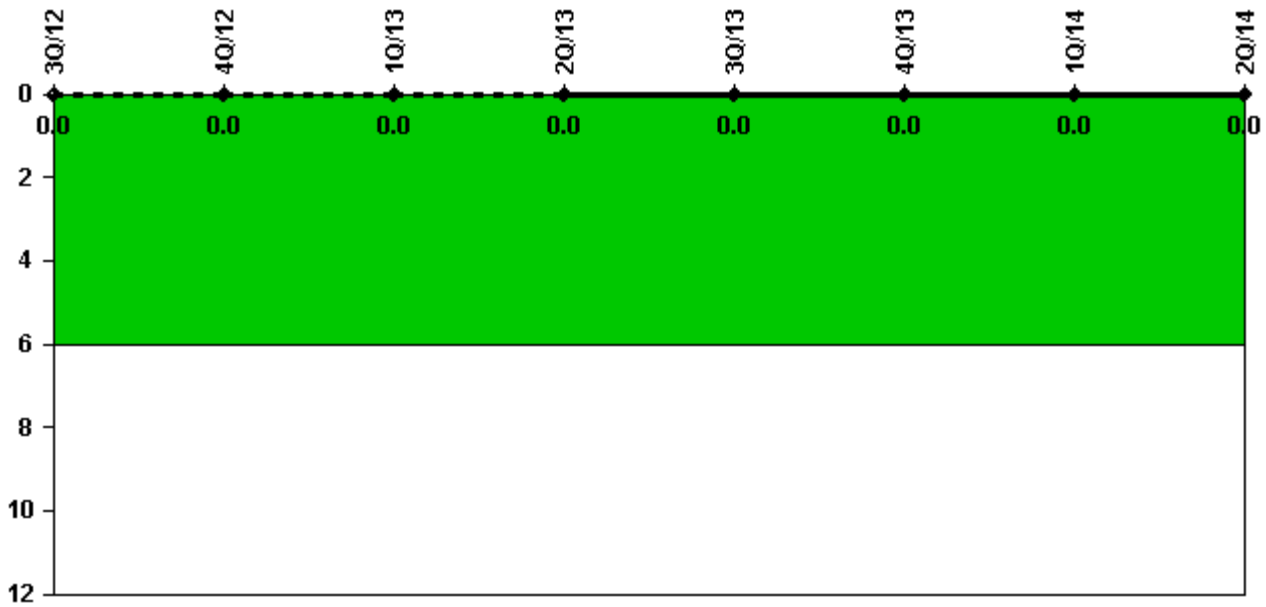
Thresholds: White > 3.0 Yellow > 6.0 Red > 25.0

#### Notes

Unplanned Scrams per 7000 Critical Hrs	3Q/12	4Q/12	1Q/13	2Q/13	3Q/13	4Q/13	1Q/14	2Q/14
Unplanned scrams	0	0	0	0	0	0	0	0
Critical hours	2208.0	915.7	1944.9	2157.1	2208.0	2209.0	2159.0	853.9
Indicator value	0	0	0	0	0	0	0	0

Licensee Comments: none

### Unplanned Power Changes per 7000 Critical Hrs



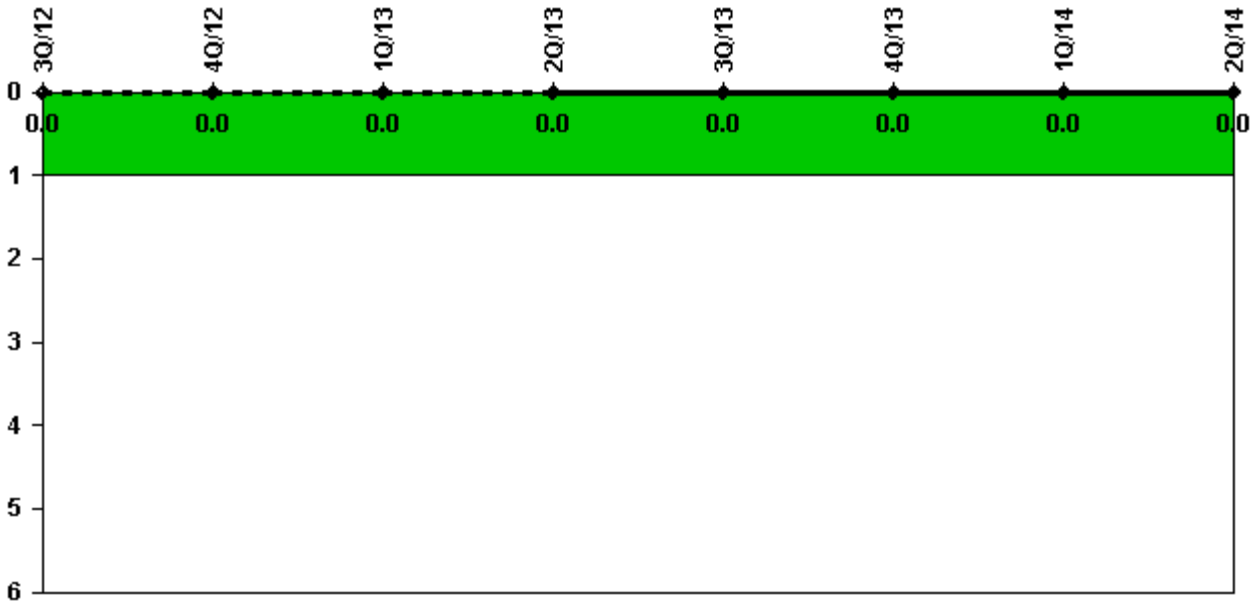
Thresholds: White > 6.0

#### Notes

Unplanned Power Changes per 7000 Critical Hrs	3Q/12	4Q/12	1Q/13	2Q/13	3Q/13	4Q/13	1Q/14	2Q/14
Unplanned power changes	0	0	0	0	0	0	0	0
Critical hours	2208.0	915.7	1944.9	2157.1	2208.0	2209.0	2159.0	853.9
<b>Indicator value</b>	<b>0</b>	<b>0</b>	<b>0</b>	<b>0</b>	<b>0</b>	<b>0</b>	<b>0</b>	<b>0</b>

Licensee Comments: none

### Unplanned Scrams with Complications



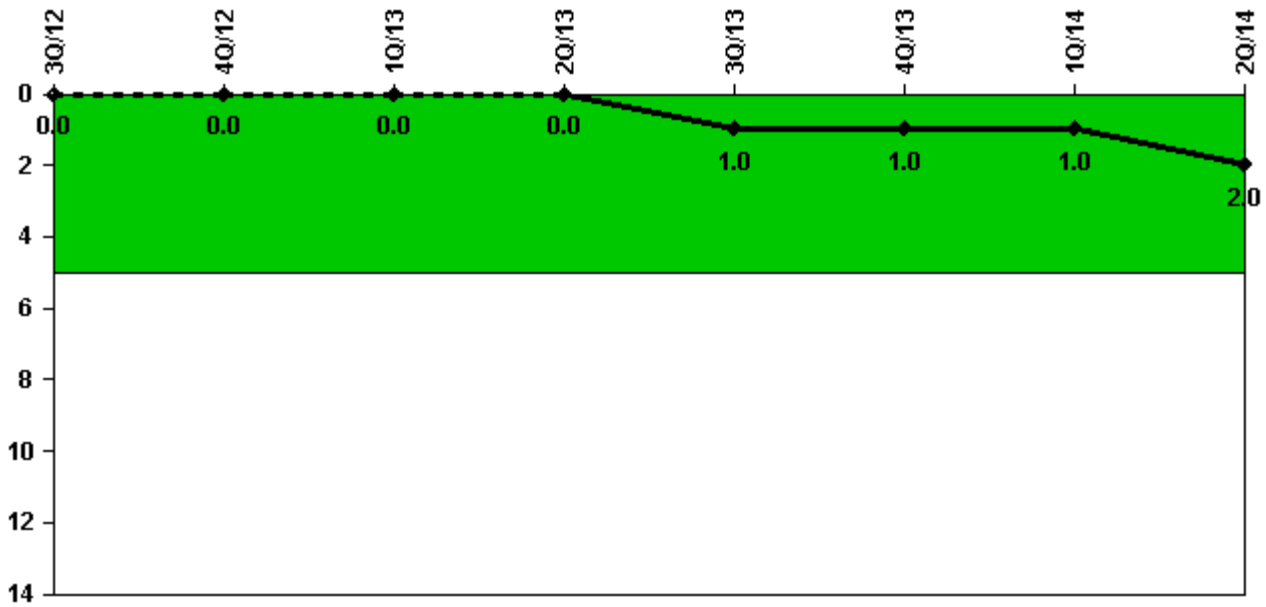
Thresholds: White > 1.0

#### Notes

Unplanned Scrams with Complications	3Q/12	4Q/12	1Q/13	2Q/13	3Q/13	4Q/13	1Q/14	2Q/14
Scrams with complications	0	0	0	0	0	0	0	0
<b>Indicator value</b>	<b>0.0</b>	<b>0.0</b>	<b>0.0</b>	<b>0.0</b>	<b>0.0</b>	<b>0.0</b>	<b>0.0</b>	<b>0.0</b>

Licensee Comments: none

### Safety System Functional Failures (PWR)



Thresholds: White > 5.0

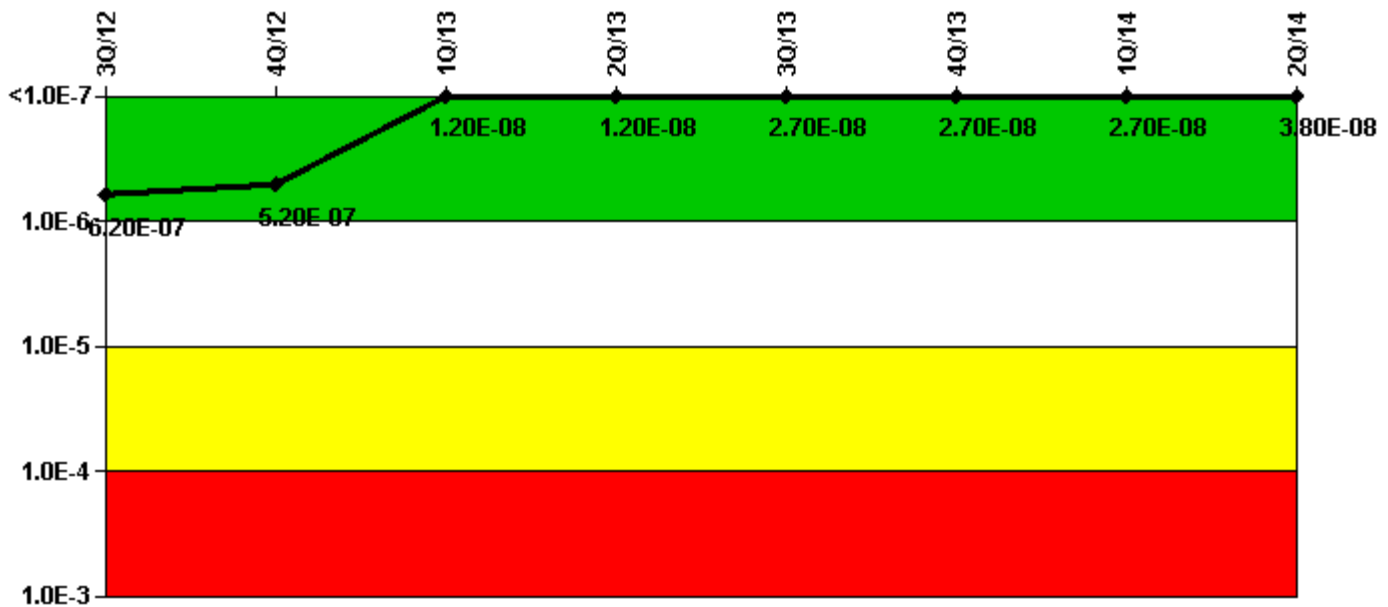
#### Notes

Safety System Functional Failures (PWR)	3Q/12	4Q/12	1Q/13	2Q/13	3Q/13	4Q/13	1Q/14	2Q/14
Safety System Functional Failures	0	0	0	0	1	0	0	1
<b>Indicator value</b>	<b>0</b>	<b>0</b>	<b>0</b>	<b>0</b>	<b>1</b>	<b>1</b>	<b>1</b>	<b>2</b>

Licensee Comments:

2Q/14: LER 2014-001 CCW Emergency Makeup Valve failed to stroke properly.

### Mitigating Systems Performance Index, Emergency AC Power System



Thresholds: White > 1.00E-6 Yellow > 1.00E-5 Red > 1.00E-4

#### Notes

Mitigating Systems Performance Index, Emergency AC Power System	3Q/12	4Q/12	1Q/13	2Q/13	3Q/13	4Q/13	1Q/14	2Q/14
UAI (ΔCDF)	1.67E-07	2.75E-08	1.94E-08	1.94E-08	3.39E-08	3.39E-08	3.38E-08	4.24E-08
URI (ΔCDF)	4.54E-07	4.91E-07	-7.19E-09	-7.19E-09	-7.19E-09	-7.19E-09	-7.19E-09	-4.44E-09
PLE	NO	NO	NO	NO	NO	NO	NO	NO
Indicator value	6.20E-07	5.20E-07	1.20E-08	1.20E-08	2.70E-08	2.70E-08	2.70E-08	3.80E-08

#### Licensee Comments:

2Q/14: Changed PRA Parameter(s). PRA parameter update to reflect changes in the PRA model affecting the Level 2 model, EOOS mapping logic, and type code corrections in PRA model 7b. PRA parameter update to reflect changes in the PRA model affecting the Level 2 model, EOOS mapping logic, and type code corrections in PRA model 7b. EAC Baseline Planned Unavailability was adjusted to reflect the current maintenance strategy to support 24 month on-line overhaul schedule. Correct an error discovered regarding Unavailability events used for EAC (A and B DGs) and AFW (Terry Turbine) and the values being reported.


1Q/14: 3/5/2014 "A" DG was taken out of service for 36 hours 26 minutes for maintenance & repairs. 3/16/2014 - "B" DG taken out of service 140 hours 39 minutes for overhaul. 3/23/2014 - "B" DG taken out of service for 2 hours 2 minutes for Rocker Arm LO Filter replacement

4Q/12: Risk Cap Invoked.

3Q/12: Risk Cap Invoked. 8/24/2012 - "A" DG Start/Demand Failure due to "A" DG exciter failed to flash. 63.1 hours of unplanned unavailability were accrued. CR-12-03599 9/19/2012 - "A" DG Start/Demand Failure due to

"A" DG exciter failed to flash. 111.3 hours of unplanned unavailability were accrued. CR-12-03998 Revised PRA parameters, to take affect 10/1/2012, to credit Alternate Reactor Coolant Pump Seal Injection system plant modification to mitigate an Reactor Coolant Pump seal LOCA brought on by loss of offsite power.

### Mitigating Systems Performance Index, High Pressure Injection System



Thresholds: White > 1.00E-6 Yellow > 1.00E-5 Red > 1.00E-4

#### Notes

Mitigating Systems Performance Index, High Pressure Injection System	3Q/12	4Q/12	1Q/13	2Q/13	3Q/13	4Q/13	1Q/14	2Q/14
UAI (ΔCDF)	-7.06E-09	-2.14E-09	-2.33E-09	-2.33E-09	-2.33E-09	-2.33E-09	-2.33E-09	-2.31E-09
URI (ΔCDF)	9.43E-08	2.04E-09	2.17E-09	2.17E-09	2.17E-09	2.17E-09	2.17E-09	3.68E-09
PLE	NO	NO	NO	NO	NO	NO	NO	NO
Indicator value	<b>8.70E-08</b>	<b>-9.80E-11</b>	<b>-1.50E-10</b>	<b>-1.50E-10</b>	<b>-1.50E-10</b>	<b>-1.50E-10</b>	<b>-1.60E-10</b>	<b>1.40E-09</b>

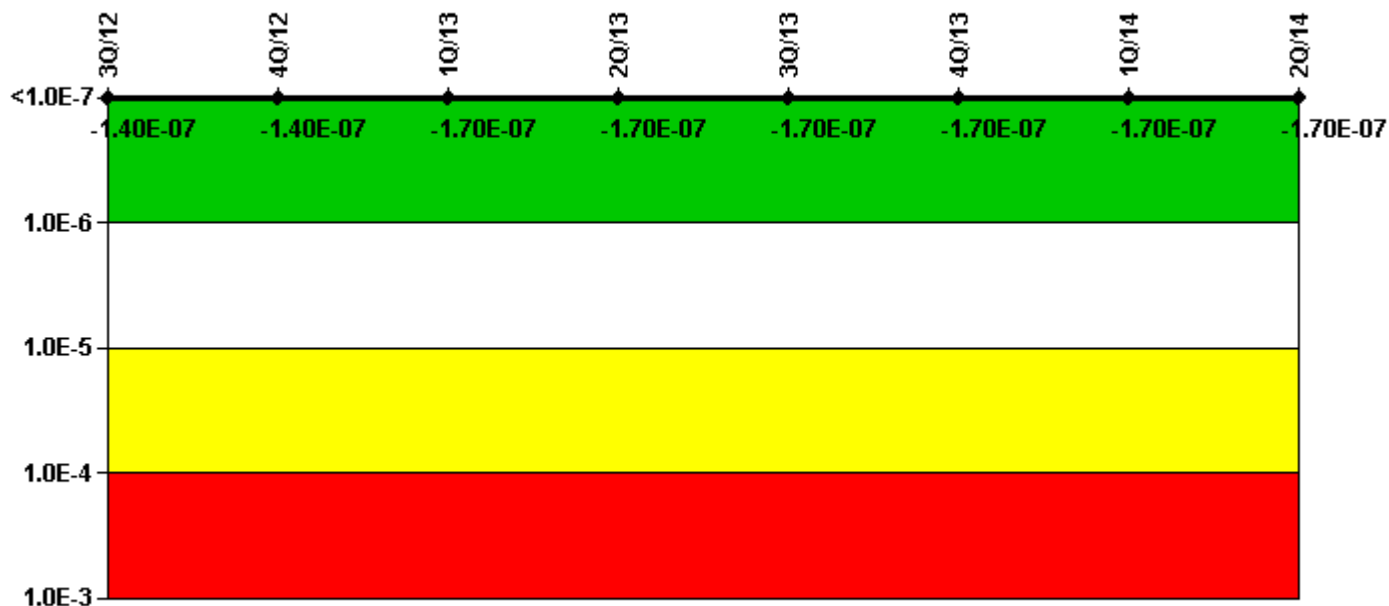
Licensee Comments:

2Q/14: Changed PRA Parameter(s). PRA parameter update to reflect changes in the PRA model affecting the Level 2 model, EOOS mapping logic, and type code corrections in PRA model 7b.

3Q/12: Revised PRA parameters, to take affect 10/1/2012, to credit Alternate Reactor Coolant Pump Seal Injection system plant modification to mitigate an Reactor Coolant Pump seal LOCA brought on by loss of offsite

power.

### Mitigating Systems Performance Index, Heat Removal System



Thresholds: White > 1.00E-6 Yellow > 1.00E-5 Red > 1.00E-4

#### Notes

Mitigating Systems Performance Index, Heat Removal System	3Q/12	4Q/12	1Q/13	2Q/13	3Q/13	4Q/13	1Q/14	2Q/14
UAI ( $\Delta$ CDF)	-1.97E-08	-2.03E-08	-1.38E-08	-1.39E-08	-1.41E-08	-1.45E-08	-1.23E-08	-1.62E-08
URI ( $\Delta$ CDF)	-1.17E-07	-1.23E-07	-1.55E-07	-1.55E-07	-1.55E-07	-1.55E-07	-1.55E-07	-1.56E-07
PLE	NO	NO	NO	NO	NO	NO	NO	NO
Indicator value	-1.40E-07	-1.40E-07	-1.70E-07	-1.70E-07	-1.70E-07	-1.70E-07	-1.70E-07	-1.70E-07

Licensee Comments:

2Q/14: Changed PRA Parameter(s). PRA parameter update to reflect changes in the PRA model affecting the Level 2 model, EOOS mapping logic, and type code corrections in PRA model 7b. Correct an error discovered regarding Unavailability events used for EAC (A and B DGs) and AFW (Terry Turbine) and the values being reported.

3Q/12: Revised PRA parameters, to take affect 10/1/2012, to credit Alternate Reactor Coolant Pump Seal Injection system plant modification to mitigate an Reactor Coolant Pump seal LOCA brought on by loss of offsite

power.

### Mitigating Systems Performance Index, Residual Heat Removal System



Thresholds: White > 1.00E-6 Yellow > 1.00E-5 Red > 1.00E-4

#### Notes

Mitigating Systems Performance Index, Residual Heat Removal System	3Q/12	4Q/12	1Q/13	2Q/13	3Q/13	4Q/13	1Q/14	2Q/14
UAI ( $\Delta$ CDF)	-4.49E-09	-3.00E-09	-3.21E-09	-3.21E-09	-3.22E-09	-8.66E-09	-8.66E-09	-7.82E-09
URI ( $\Delta$ CDF)	1.01E-07	7.68E-08	8.08E-08	8.08E-08	8.08E-08	-6.66E-08	-6.66E-08	-6.37E-08
PLE	NO	NO	NO	NO	NO	NO	NO	NO
Indicator value	9.70E-08	7.40E-08	7.80E-08	7.80E-08	7.80E-08	-7.50E-08	-7.50E-08	-7.20E-08

Licensee Comments:

2Q/14: Changed PRA Parameter(s). PRA parameter update to reflect changes in the PRA model affecting the Level 2 model, EOOS mapping logic, and type code corrections in PRA model 7b.

3Q/12: Revised PRA parameters, to take affect 10/1/2012, to credit Alternate Reactor Coolant Pump Seal Injection system plant modification to mitigate an Reactor Coolant Pump seal LOCA brought on by loss of offsite power.



### Mitigating Systems Performance Index, Cooling Water Systems



Thresholds: White > 1.00E-6 Yellow > 1.00E-5 Red > 1.00E-4

#### Notes

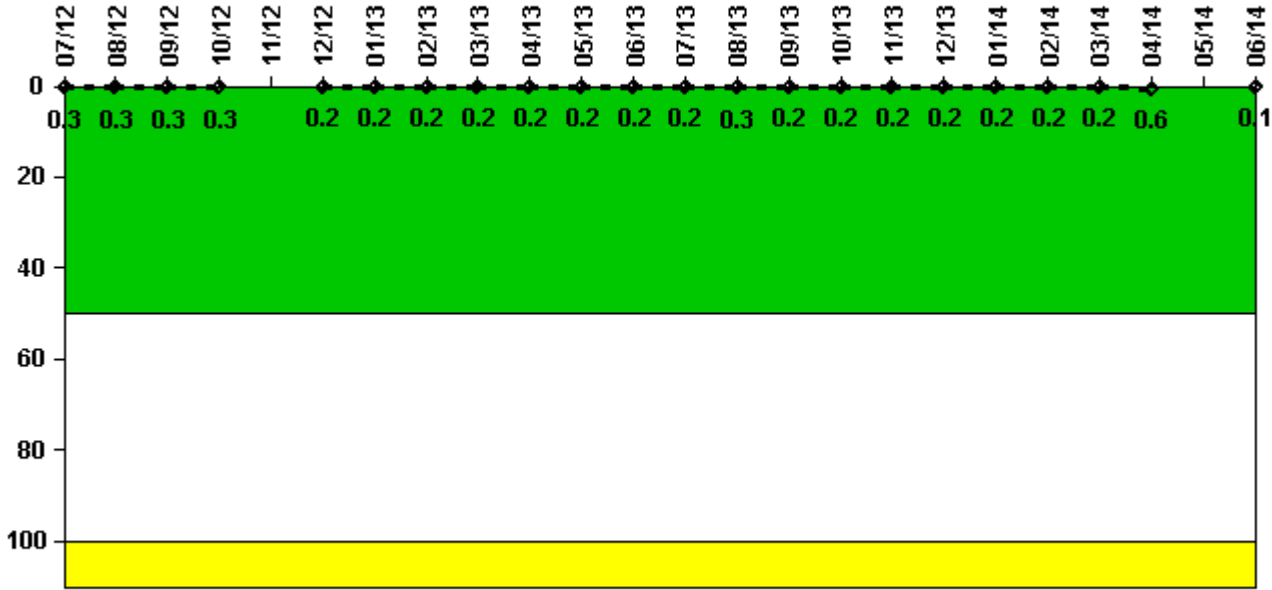
Mitigating Systems Performance Index, Cooling Water Systems	3Q/12	4Q/12	1Q/13	2Q/13	3Q/13	4Q/13	1Q/14	2Q/14
UAI ( $\Delta$ CDF)	-2.78E-08	-8.34E-09	-6.98E-09	-6.98E-09	-6.98E-09	-6.98E-09	-6.98E-09	-6.95E-09
URI ( $\Delta$ CDF)	-2.58E-07	-5.85E-08	-4.66E-08	-4.66E-08	-4.66E-08	-4.66E-08	-4.66E-08	-4.57E-08
PLE	NO	NO	NO	NO	NO	NO	NO	NO
Indicator value	-2.90E-07	-6.70E-08	-5.40E-08	-5.40E-08	-5.40E-08	-5.40E-08	-5.40E-08	-5.30E-08

#### Licensee Comments:

2Q/14: Changed PRA Parameter(s). PRA parameter update to reflect changes in the PRA model affecting the Level 2 model, EOOS mapping logic, and type code corrections in PRA model 7b

3Q/12: Revised PRA parameters, to take affect 10/1/2012, to credit Alternate Reactor Coolant Pump Seal Injection system plant modification to mitigate an Reactor Coolant Pump seal LOCA brought on by loss of offsite power.

### Reactor Coolant System Activity



Thresholds: White > 50.0 Yellow > 100.0

#### Notes

Reactor Coolant System Activity	7/12	8/12	9/12	10/12	11/12	12/12	1/13	2/13	3/13	4/13	5/13	6/13
Maximum activity	0.000183	0.000185	0.000190	0.000199	N/A	0.000096	0.000095	0.000094	0.000095	0.000102	0.000098	0.000111
Technical specification limit	0.1	0.1	0.1	0.1	0.1	0.1	0.1	0.1	0.1	0.1	0.1	0.1
Indicator value	0.3	0.3	0.3	0.3	N/A	0.2	0.2	0.2	0.2	0.2	0.2	0.2

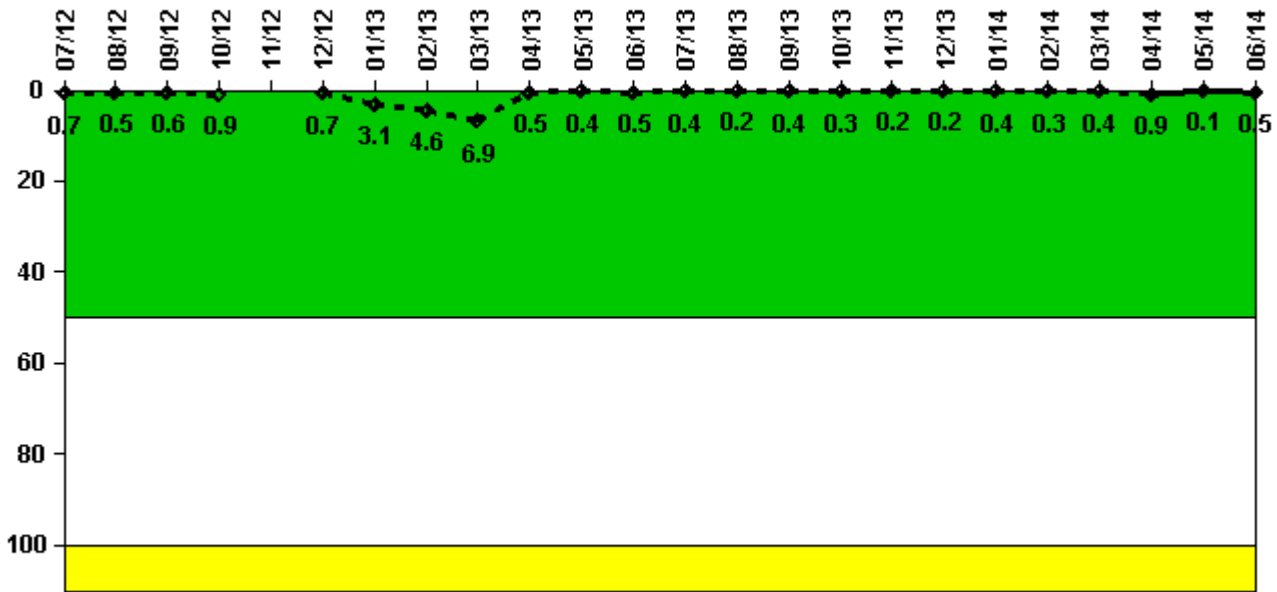
  

Reactor Coolant System Activity	7/13	8/13	9/13	10/13	11/13	12/13	1/14	2/14	3/14	4/14	5/14	6/14
Maximum activity	0.000116	0.000206	0.000121	0.000124	0.000122	0.000125	0.000136	0.000141	0.000147	0.000346	N/A	0.000085
Technical specification limit	0.1	0.1	0.1	0.1	0.1	0.1	0.1	0.1	0.1	0.1	0.1	0.1
Indicator value	0.2	0.3	0.2	0.2	0.2	0.2	0.2	0.2	0.2	0.6	N/A	0.1

Licensee Comments:

12/12: The plant was shutdown for a scheduled refueling outage for the entire month of November 2012.

### Reactor Coolant System Leakage



Thresholds: White > 50.0 Yellow > 100.0

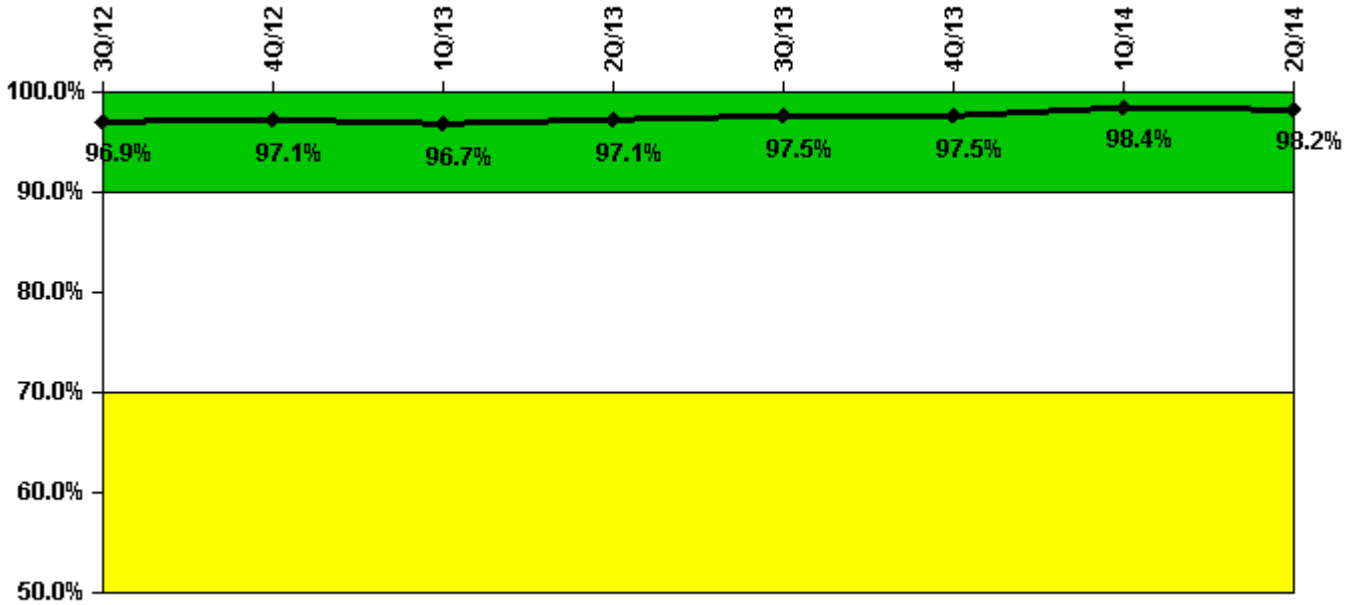
#### Notes

Reactor Coolant System Leakage	7/12	8/12	9/12	10/12	11/12	12/12	1/13	2/13	3/13	4/13	5/13	6/13
Maximum leakage	0.070	0.050	0.060	0.090	N/A	0.070	0.310	0.460	0.690	0.050	0.040	0.050
Technical specification limit	10.0	10.0	10.0	10.0	10.0	10.0	10.0	10.0	10.0	10.0	10.0	10.0
<b>Indicator value</b>	<b>0.7</b>	<b>0.5</b>	<b>0.6</b>	<b>0.9</b>	<b>N/A</b>	<b>0.7</b>	<b>3.1</b>	<b>4.6</b>	<b>6.9</b>	<b>0.5</b>	<b>0.4</b>	<b>0.5</b>
Reactor Coolant System Leakage	7/13	8/13	9/13	10/13	11/13	12/13	1/14	2/14	3/14	4/14	5/14	6/14
Maximum leakage	0.040	0.020	0.040	0.030	0.020	0.020	0.040	0.030	0.040	0.090	0.010	0.050
Technical specification limit	10.0	10.0	10.0	10.0	10.0	10.0	10.0	10.0	10.0	10.0	10.0	10.0
<b>Indicator value</b>	<b>0.4</b>	<b>0.2</b>	<b>0.4</b>	<b>0.3</b>	<b>0.2</b>	<b>0.2</b>	<b>0.4</b>	<b>0.3</b>	<b>0.4</b>	<b>0.9</b>	<b>0.1</b>	<b>0.5</b>

Licensee Comments:

12/12: The plant was shutdown for a scheduled refueling outage for the entire month of November 2012.

### Drill/Exercise Performance



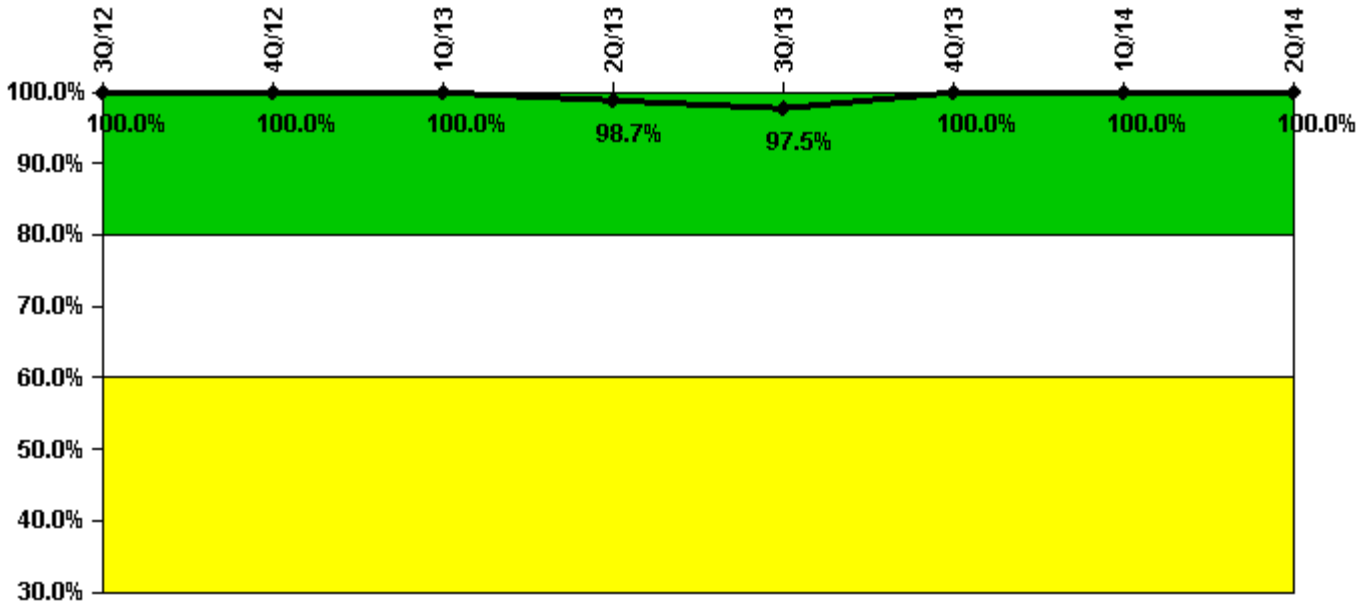
Thresholds: White < 90.0% Yellow < 70.0%

#### Notes

Drill/Exercise Performance	3Q/12	4Q/12	1Q/13	2Q/13	3Q/13	4Q/13	1Q/14	2Q/14
Successful opportunities	43.0	16.0	30.0	88.0	62.0	45.0	34.0	12.0
Total opportunities	44.0	16.0	32.0	90.0	63.0	45.0	34.0	12.0
Indicator value	96.9%	97.1%	96.7%	97.1%	97.5%	97.5%	98.4%	98.2%

Licensee Comments: none

### ERO Drill Participation



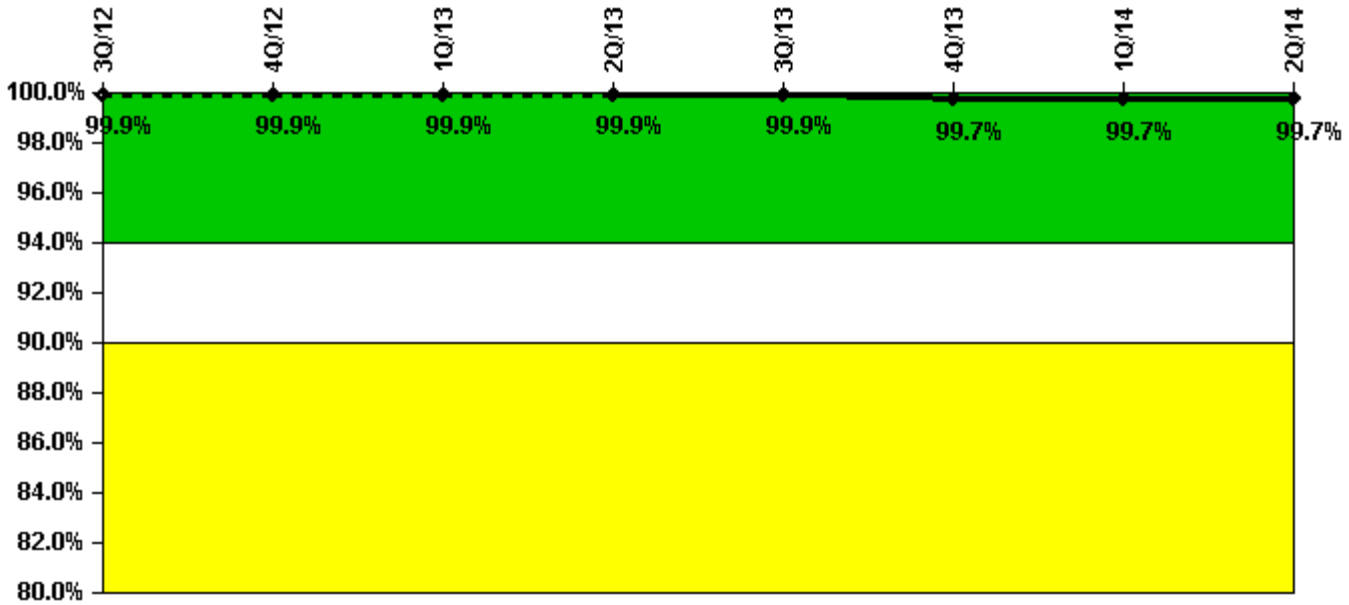
Thresholds: White < 80.0% Yellow < 60.0%

#### Notes

ERO Drill Participation	3Q/12	4Q/12	1Q/13	2Q/13	3Q/13	4Q/13	1Q/14	2Q/14
Participating Key personnel	74.0	75.0	75.0	75.0	78.0	82.0	85.0	78.0
Total Key personnel	74.0	75.0	75.0	76.0	80.0	82.0	85.0	78.0
Indicator value	100.0%	100.0%	100.0%	98.7%	97.5%	100.0%	100.0%	100.0%

Licensee Comments: none

### Alert & Notification System



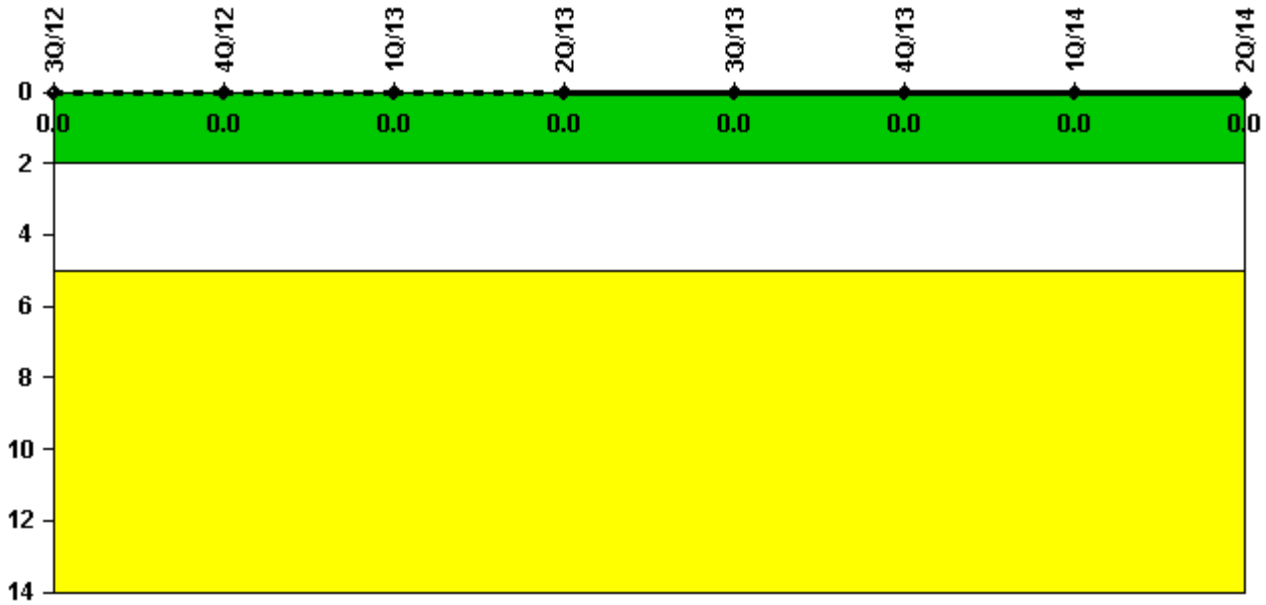
Thresholds: White < 94.0% Yellow < 90.0%

#### Notes

Alert & Notification System	3Q/12	4Q/12	1Q/13	2Q/13	3Q/13	4Q/13	1Q/14	2Q/14
Successful siren-tests	847	848	741	742	847	842	741	846
Total sirens-tests	848	848	742	742	848	848	742	848
Indicator value	99.9%	99.9%	99.9%	99.9%	99.9%	99.7%	99.7%	99.7%

Licensee Comments: none

### Occupational Exposure Control Effectiveness



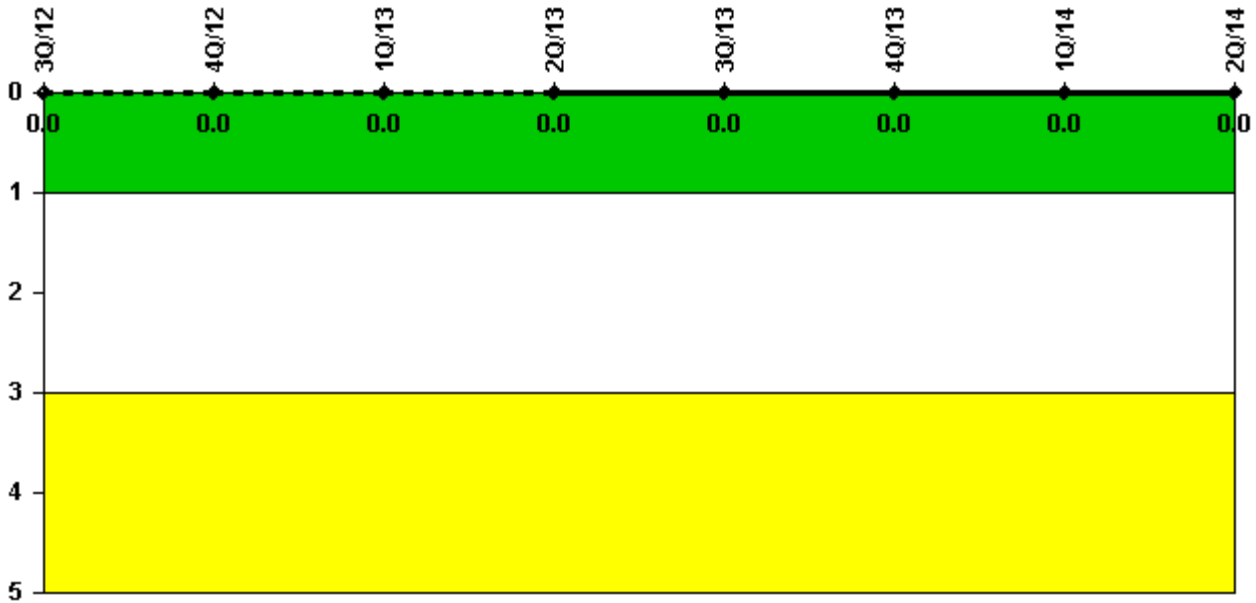
Thresholds: White > 2.0 Yellow > 5.0

#### Notes

Occupational Exposure Control Effectiveness	3Q/12	4Q/12	1Q/13	2Q/13	3Q/13	4Q/13	1Q/14	2Q/14
High radiation area occurrences	0	0	0	0	0	0	0	0
Very high radiation area occurrences	0	0	0	0	0	0	0	0
Unintended exposure occurrences	0	0	0	0	0	0	0	0
<b>Indicator value</b>	<b>0</b>	<b>0</b>	<b>0</b>	<b>0</b>	<b>0</b>	<b>0</b>	<b>0</b>	<b>0</b>

Licensee Comments: none

### RETS/ODCM Radiological Effluent



Thresholds: White > 1.0 Yellow > 3.0

#### Notes

RETS/ODCM Radiological Effluent	3Q/12	4Q/12	1Q/13	2Q/13	3Q/13	4Q/13	1Q/14	2Q/14
RETS/ODCM occurrences	0	0	0	0	0	0	0	0
<b>Indicator value</b>	<b>0</b>	<b>0</b>	<b>0</b>	<b>0</b>	<b>0</b>	<b>0</b>	<b>0</b>	<b>0</b>

Licensee Comments: none

Although the Security Cornerstone is included in the Reactor Oversight Process assessment program, the Commission has decided that specific information related to findings and performance indicators pertaining to the Security Cornerstone will not be publicly available to ensure that security information is not provided to a possible adversary. Other than the fact that a finding or performance indicator is Green or Greater-Than-Green, security related information will not be displayed on the public web page.



 [Action Matrix Summary](#) | [Inspection Findings Summary](#) | [PI Summary](#) | [Reactor Oversight Process](#)

*Last Modified: July 31, 2014*