

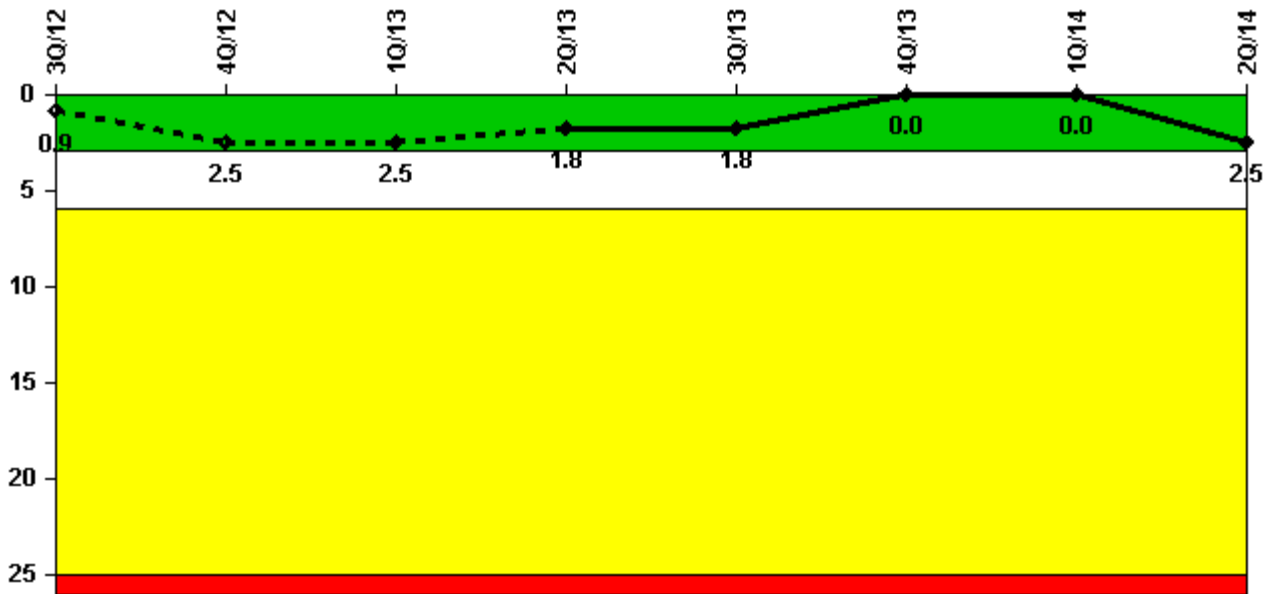
Salem 1

2Q/2014 Performance Indicators

The solid trend line represents the current reporting period.

Licensee's General Comments: none

Unplanned Scrams per 7000 Critical Hrs



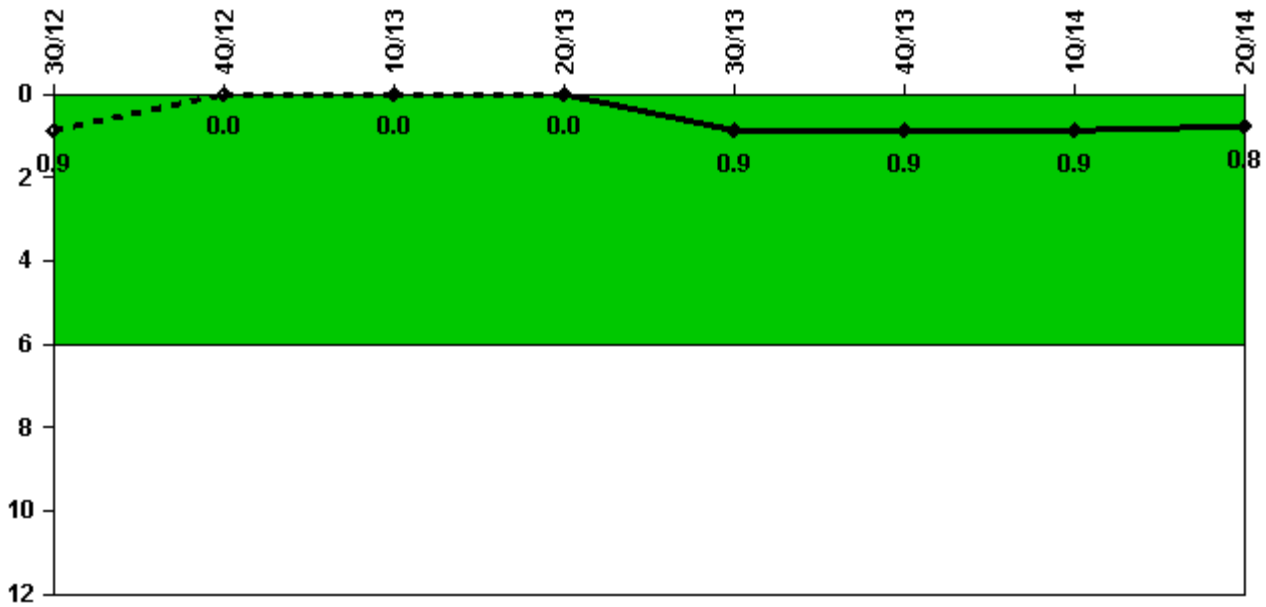
Thresholds: White > 3.0 Yellow > 6.0 Red > 25.0

Notes

Unplanned Scrams per 7000 Critical Hrs	3Q/12	4Q/12	1Q/13	2Q/13	3Q/13	4Q/13	1Q/14	2Q/14
Unplanned scrams	0	2.0	0	0	0	0	0	3.0
Critical hours	2208.0	2116.5	2159.0	1281.6	2173.5	2209.0	2159.0	1989.7
Indicator value	0.9	2.5	2.5	1.8	1.8	0	0	2.5

Licensee Comments: none

Unplanned Power Changes per 7000 Critical Hrs



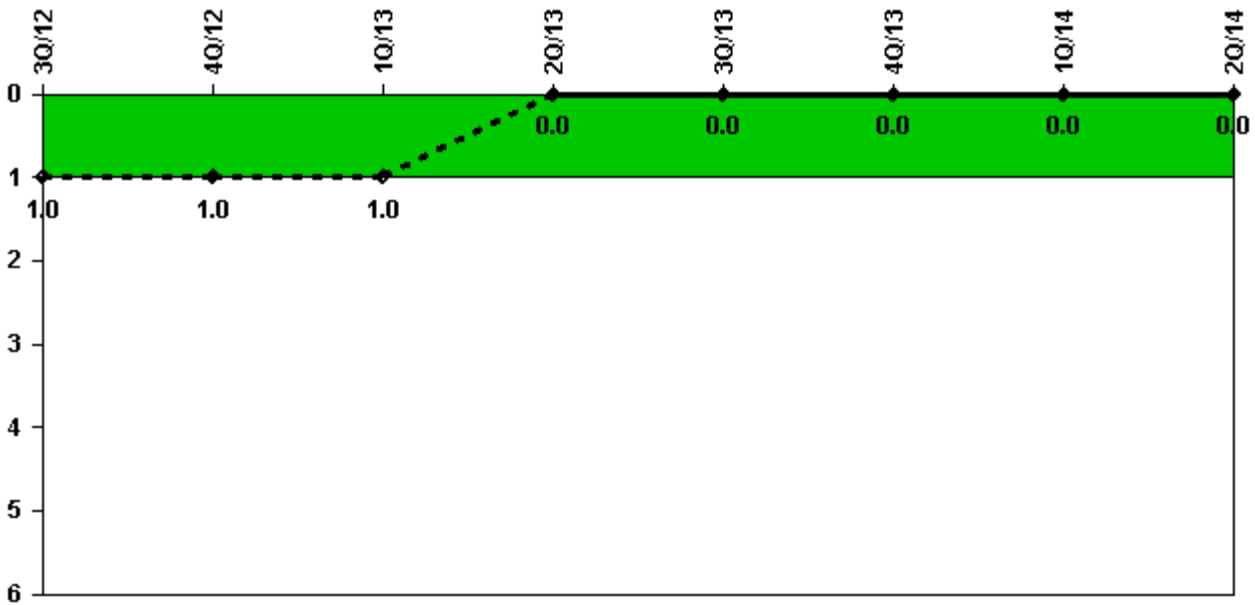
Thresholds: White > 6.0

Notes

Unplanned Power Changes per 7000 Critical Hrs	3Q/12	4Q/12	1Q/13	2Q/13	3Q/13	4Q/13	1Q/14	2Q/14
Unplanned power changes	0	0	0	0	1.0	0	0	0
Critical hours	2208.0	2116.5	2159.0	1281.6	2173.5	2209.0	2159.0	1989.7
Indicator value	0.9	0	0	0	0.9	0.9	0.9	0.8

Licensee Comments: none

Unplanned Scrams with Complications



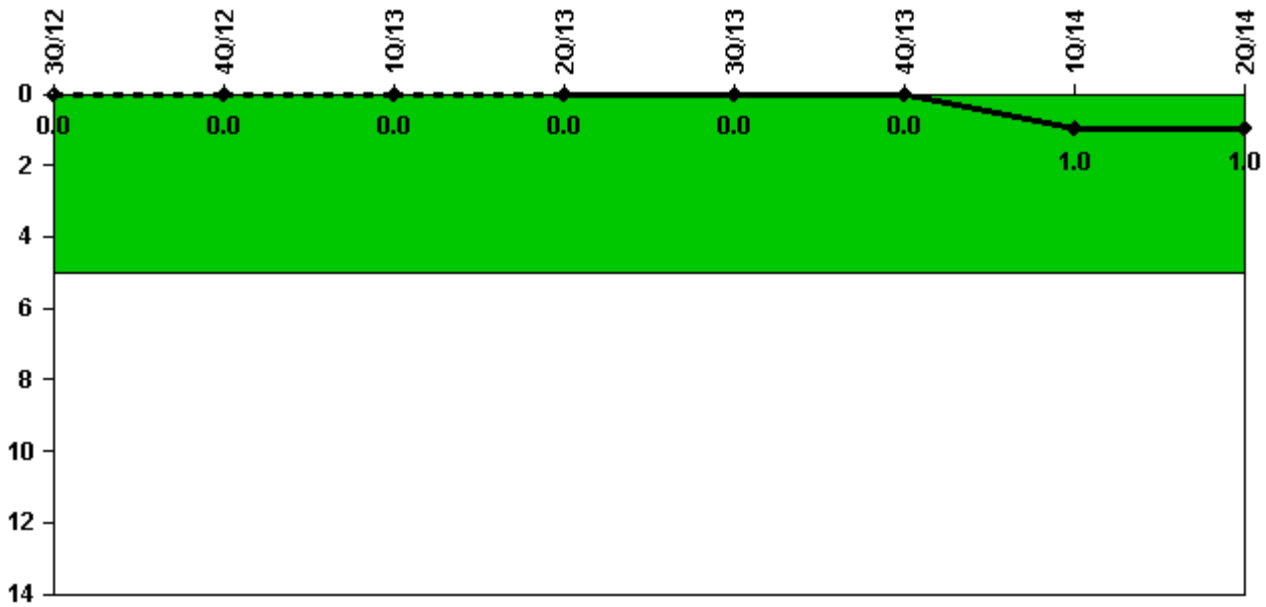
Thresholds: White > 1.0

Notes

Unplanned Scrams with Complications	3Q/12	4Q/12	1Q/13	2Q/13	3Q/13	4Q/13	1Q/14	2Q/14
Scrams with complications	0	0	0	0	0	0	0	0
Indicator value	1.0	1.0	1.0	0.0	0.0	0.0	0.0	0.0

Licensee Comments: none

Safety System Functional Failures (PWR)



Thresholds: White > 5.0

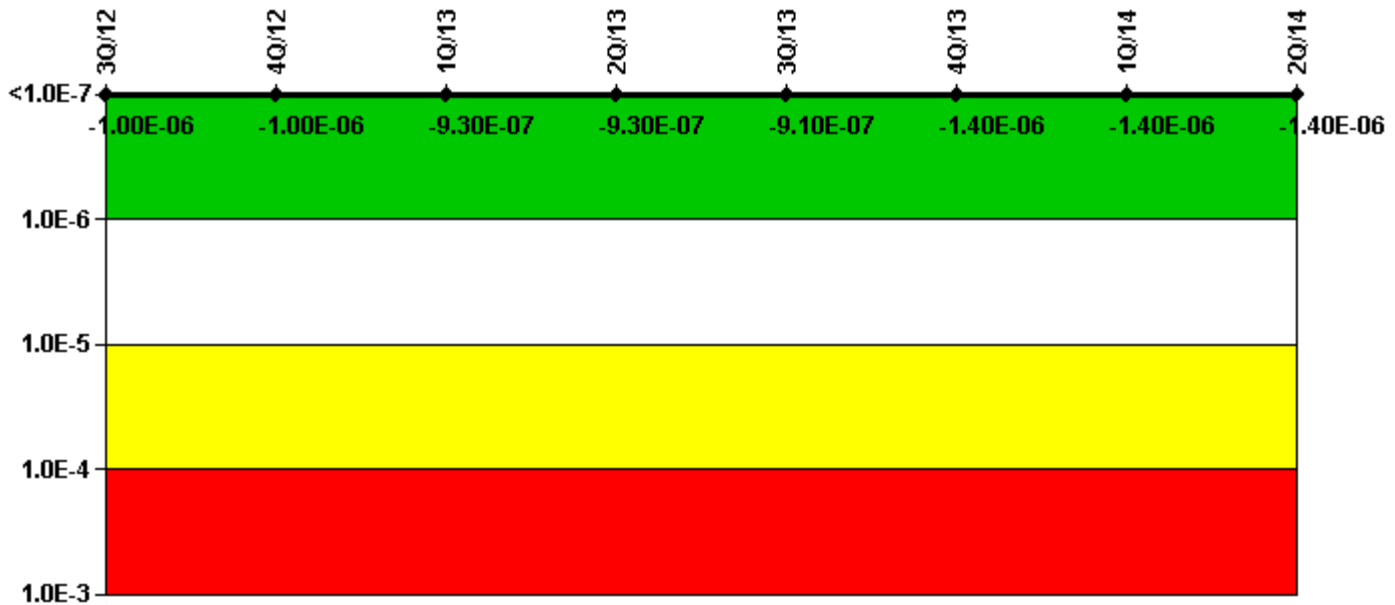
Notes

Safety System Functional Failures (PWR)	3Q/12	4Q/12	1Q/13	2Q/13	3Q/13	4Q/13	1Q/14	2Q/14
Safety System Functional Failures	0	0	0	0	0	0	1	0
Indicator value	0	0	0	0	0	0	1	1

Licensee Comments:

1Q/14: LER 272/2014-001-00.

Mitigating Systems Performance Index, Emergency AC Power System



Thresholds: White > 1.00E-6 Yellow > 1.00E-5 Red > 1.00E-4

Notes

Mitigating Systems Performance Index, Emergency AC Power System	3Q/12	4Q/12	1Q/13	2Q/13	3Q/13	4Q/13	1Q/14	2Q/14
UAI (Δ CDF)	-1.41E-07	-1.41E-07	-1.41E-07	-1.40E-07	-1.41E-07	-1.62E-07	-1.62E-07	-1.62E-07
URI (Δ CDF)	-8.76E-07	-8.56E-07	-7.93E-07	-7.92E-07	-7.72E-07	-1.27E-06	-1.21E-06	-1.19E-06
PLE	NO	NO	NO	NO	NO	NO	NO	NO
Indicator value	-1.00E-06	-1.00E-06	-9.30E-07	-9.30E-07	-9.10E-07	-1.40E-06	-1.40E-06	-1.40E-06

Licensee Comments:

3Q/13: Risk Cap Invoked.

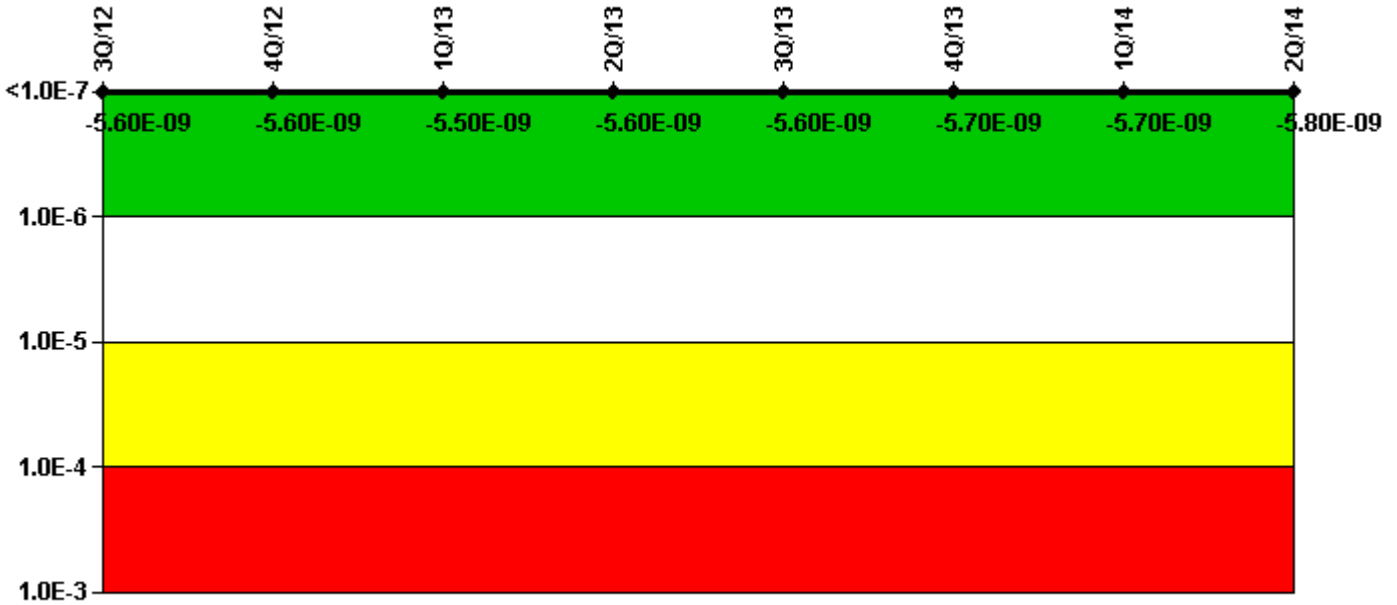
2Q/13: Risk Cap Invoked.

1Q/13: Risk Cap Invoked.

4Q/12: Risk Cap Invoked.

3Q/12: Risk Cap Invoked.

Mitigating Systems Performance Index, High Pressure Injection System



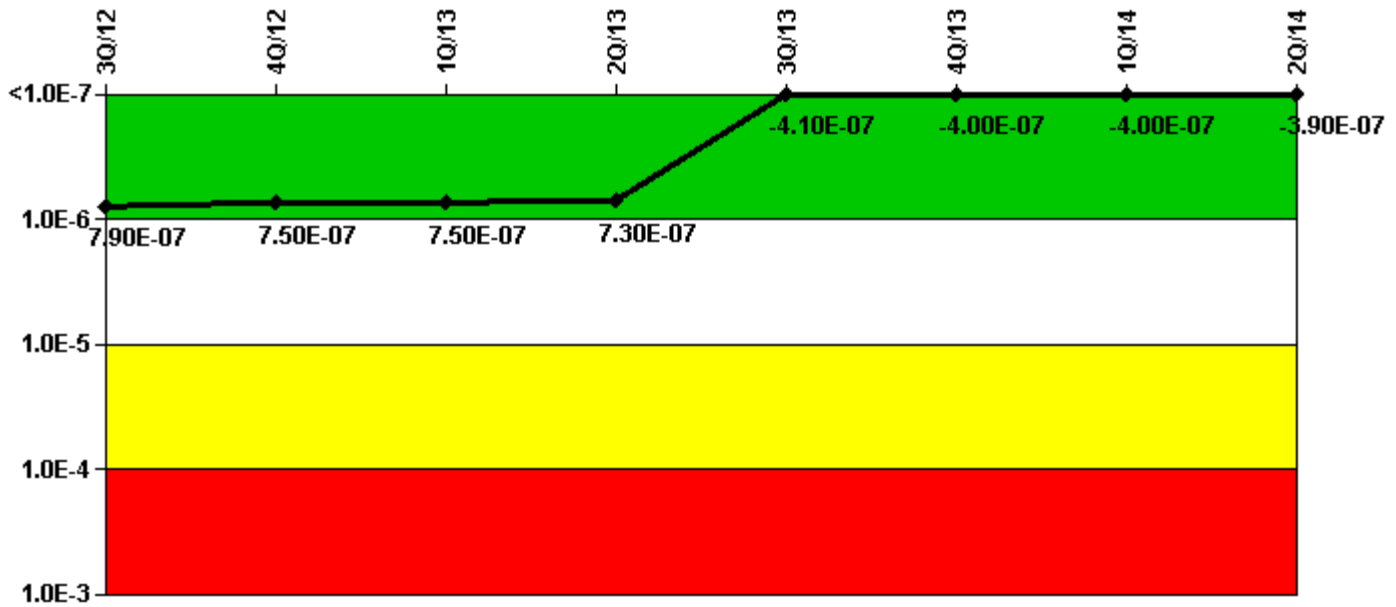
Thresholds: White > 1.00E-6 Yellow > 1.00E-5 Red > 1.00E-4

Notes

Mitigating Systems Performance Index, High Pressure Injection System	3Q/12	4Q/12	1Q/13	2Q/13	3Q/13	4Q/13	1Q/14	2Q/14
UAI (Δ CDF)	-7.78E-10	-7.77E-10	-6.86E-10	-6.70E-10	-6.47E-10	-6.25E-10	-6.79E-10	-6.71E-10
URI (Δ CDF)	-4.80E-09	-4.82E-09	-4.86E-09	-4.93E-09	-4.97E-09	-5.03E-09	-5.06E-09	-5.10E-09
PLE	NO	NO	NO	NO	NO	NO	NO	NO
Indicator value	-5.60E-09	-5.60E-09	-5.50E-09	-5.60E-09	-5.60E-09	-5.70E-09	-5.70E-09	-5.80E-09

Licensee Comments: none

Mitigating Systems Performance Index, Heat Removal System



Thresholds: White > 1.00E-6 Yellow > 1.00E-5 Red > 1.00E-4

Notes

Mitigating Systems Performance Index, Heat Removal System	3Q/12	4Q/12	1Q/13	2Q/13	3Q/13	4Q/13	1Q/14	2Q/14
UAI (Δ CDF)	-4.58E-08	-4.57E-08	-4.57E-08	-4.55E-08	-4.57E-08	-4.58E-08	-4.58E-08	-4.56E-08
URI (Δ CDF)	8.34E-07	7.94E-07	7.94E-07	7.75E-07	-3.68E-07	-3.57E-07	-3.54E-07	-3.42E-07
PLE	NO	NO	NO	NO	NO	NO	NO	NO
Indicator value	7.90E-07	7.50E-07	7.50E-07	7.30E-07	-4.10E-07	-4.00E-07	-4.00E-07	-3.90E-07

Licensee Comments:

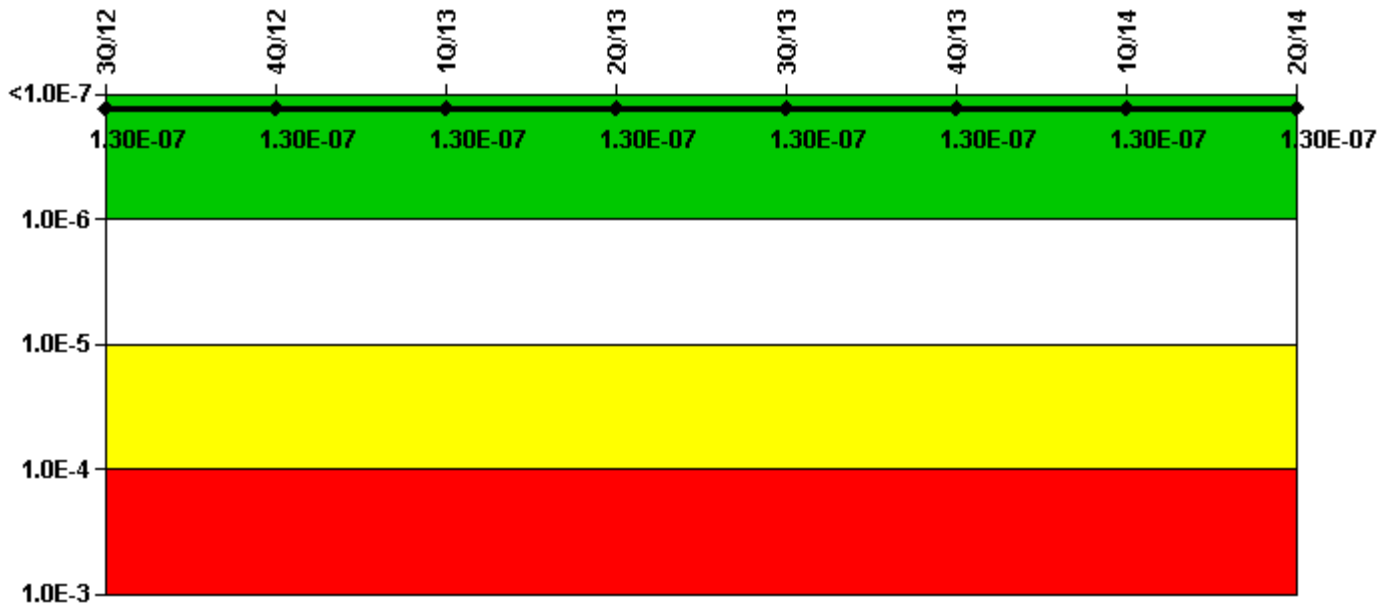
2Q/13: Risk Cap Invoked.

1Q/13: Risk Cap Invoked.

4Q/12: Risk Cap Invoked.

3Q/12: Risk Cap Invoked.

Mitigating Systems Performance Index, Residual Heat Removal System



Thresholds: White > 1.00E-6 Yellow > 1.00E-5 Red > 1.00E-4

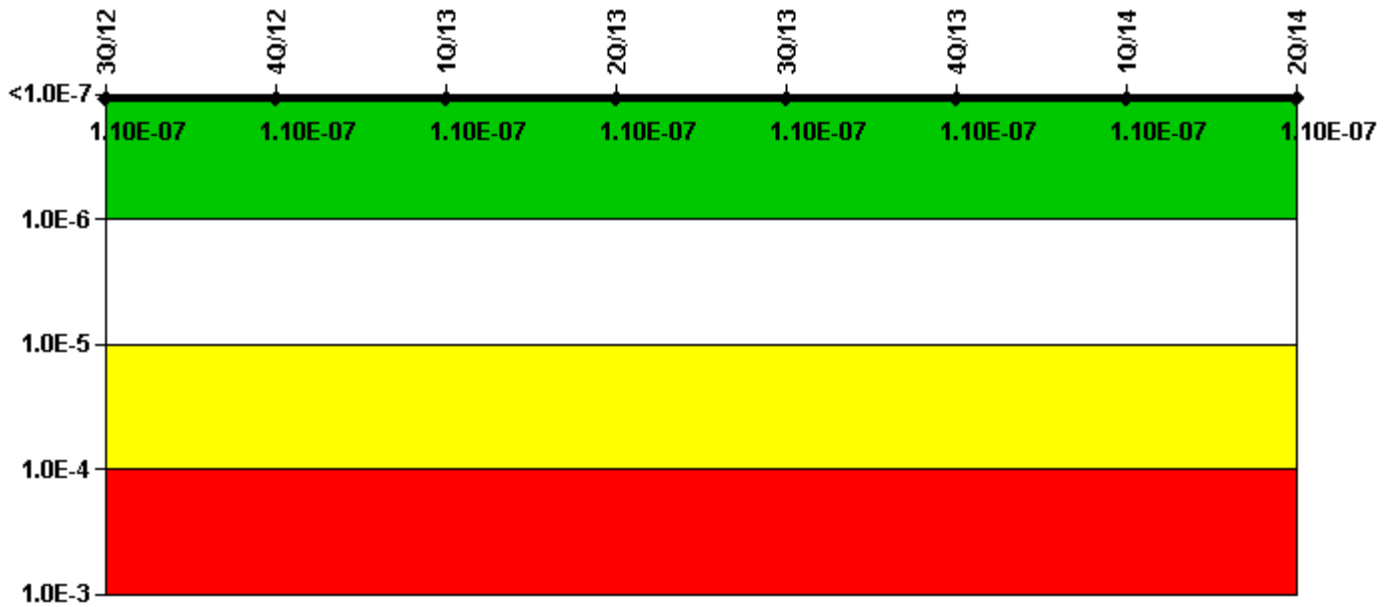
Notes

Mitigating Systems Performance Index, Residual Heat Removal System	3Q/12	4Q/12	1Q/13	2Q/13	3Q/13	4Q/13	1Q/14	2Q/14
UAI (Δ CDF)	-9.84E-09	-6.47E-09	-1.20E-08	-1.17E-08	-1.20E-08	-1.29E-08	-1.30E-08	-1.36E-08
URI (Δ CDF)	1.38E-07	1.38E-07	1.39E-07	1.37E-07	1.40E-07	1.40E-07	1.41E-07	1.41E-07
PLE	NO	NO	NO	NO	NO	NO	NO	NO
Indicator value	1.30E-07	1.30E-07	1.30E-07	1.30E-07	1.30E-07	1.30E-07	1.30E-07	1.30E-07

Licensee Comments:

4Q/13: 1RHE2 Demands corrected to match Bases Document.

Mitigating Systems Performance Index, Cooling Water Systems



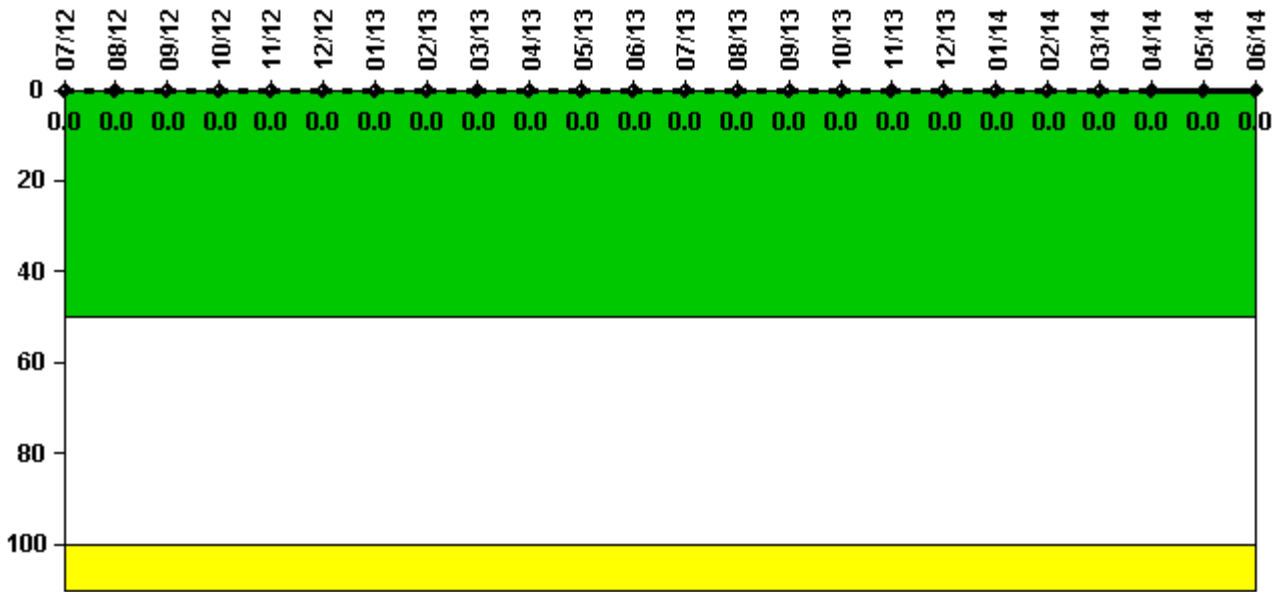
Thresholds: White > 1.00E-6 Yellow > 1.00E-5 Red > 1.00E-4

Notes

Mitigating Systems Performance Index, Cooling Water Systems	3Q/12	4Q/12	1Q/13	2Q/13	3Q/13	4Q/13	1Q/14	2Q/14
UAI (Δ CDF)	7.35E-08	7.40E-08	7.39E-08	7.58E-08	7.38E-08	7.37E-08	7.36E-08	7.44E-08
URI (Δ CDF)	3.19E-08	3.19E-08	3.19E-08	3.19E-08	3.19E-08	3.19E-08	3.19E-08	3.19E-08
PLE	NO	NO	NO	NO	NO	NO	NO	NO
Indicator value	1.10E-07	1.10E-07	1.10E-07	1.10E-07	1.10E-07	1.10E-07	1.10E-07	1.10E-07

Licensee Comments: none

Reactor Coolant System Activity



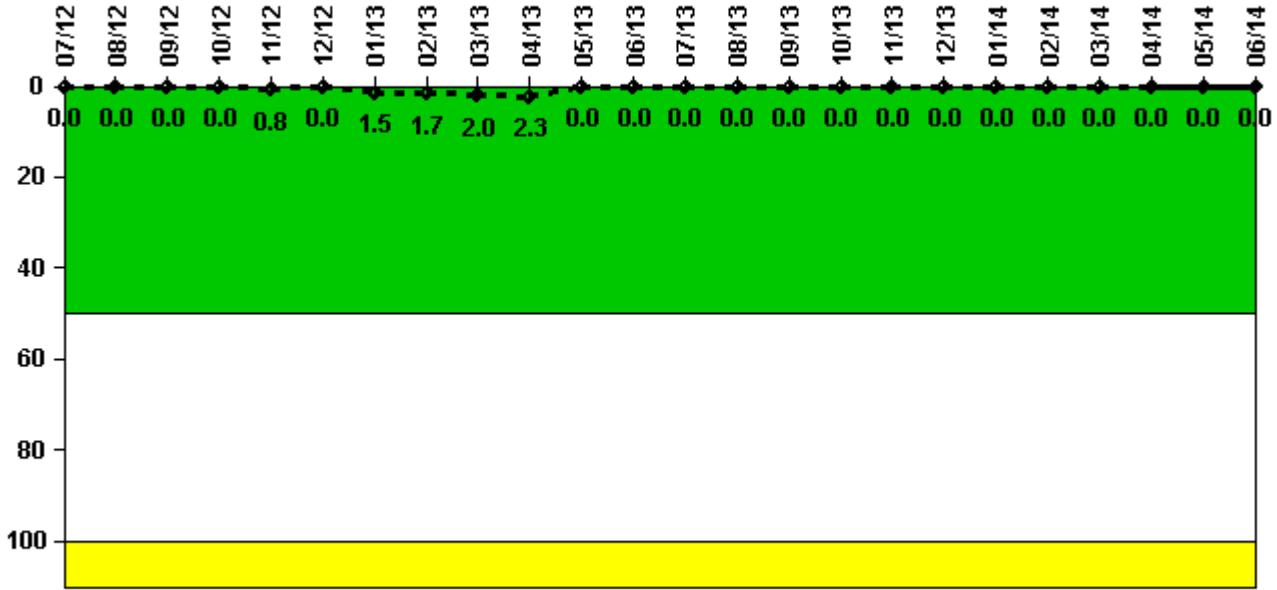
Thresholds: White > 50.0 Yellow > 100.0

Notes

Reactor Coolant System Activity	7/12	8/12	9/12	10/12	11/12	12/12	1/13	2/13	3/13	4/13	5/13	6/13
Maximum activity	0.000208	0.000156	0.000110	0.000208	0.000205	0.000200	0.000216	0.000213	0.000242	0.000251	0.000052	0.000062
Technical specification limit	1.0	1.0	1.0	1.0	1.0	1.0	1.0	1.0	1.0	1.0	1.0	1.0
Indicator value	0	0	0	0	0	0	0	0	0	0	0	0
Reactor Coolant System Activity	7/13	8/13	9/13	10/13	11/13	12/13	1/14	2/14	3/14	4/14	5/14	6/14
Maximum activity	0.000088	0.000071	0.000073	0.000136	0.000129	0.000152	0.000114	0.000090	0.000086	0.000153	0.000160	0.000090
Technical specification limit	1.0	1.0	1.0	1.0	1.0	1.0	1.0	1.0	1.0	1.0	1.0	1.0
Indicator value	0	0	0	0	0	0	0	0	0	0	0	0

Licensee Comments: none

Reactor Coolant System Leakage



Thresholds: White > 50.0 Yellow > 100.0

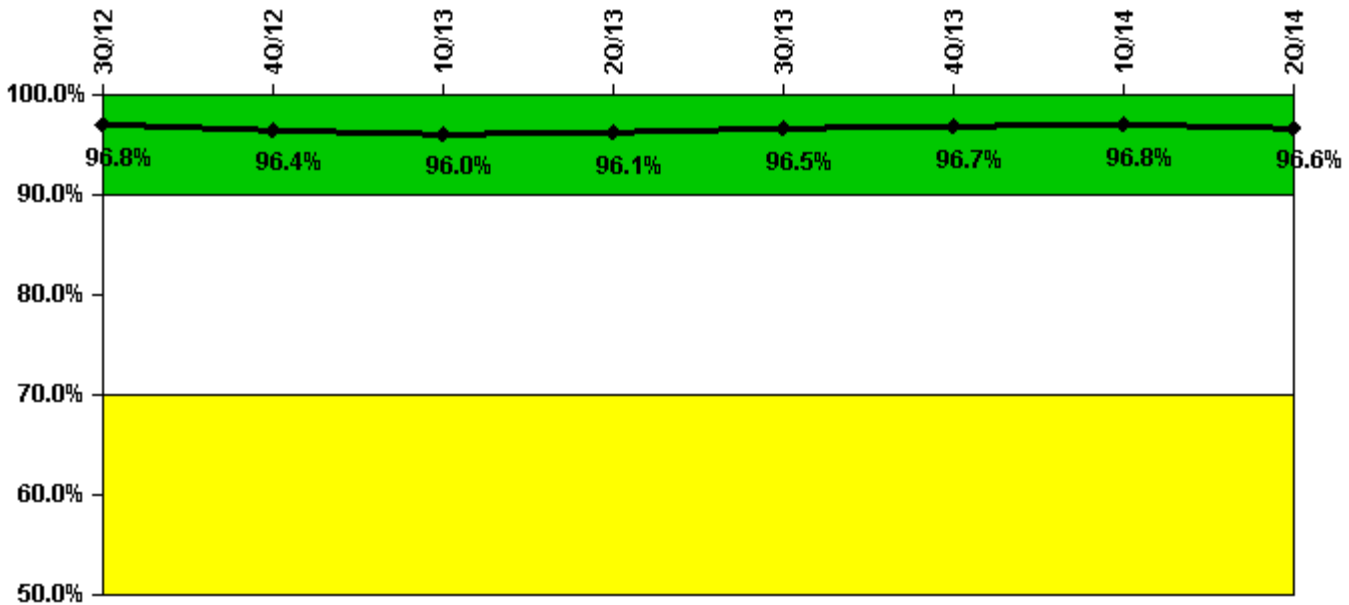
Notes

Reactor Coolant System Leakage	7/12	8/12	9/12	10/12	11/12	12/12	1/13	2/13	3/13	4/13	5/13	6/13
Maximum leakage	0	0	0	0	0.080	0	0.148	0.170	0.198	0.225	0	0
Technical specification limit	10.0	10.0	10.0	10.0	10.0	10.0	10.0	10.0	10.0	10.0	10.0	10.0
Indicator value	0	0	0	0	0.8	0	1.5	1.7	2.0	2.3	0	0

Reactor Coolant System Leakage	7/13	8/13	9/13	10/13	11/13	12/13	1/14	2/14	3/14	4/14	5/14	6/14
Maximum leakage	0	0	0	0	0	0	0	0	0	0	0	0
Technical specification limit	10.0	10.0	10.0	10.0	10.0	10.0	10.0	10.0	10.0	10.0	10.0	10.0
Indicator value	0	0	0	0	0	0	0	0	0	0	0	0

Licensee Comments: none

Drill/Exercise Performance



Thresholds: White < 90.0% Yellow < 70.0%

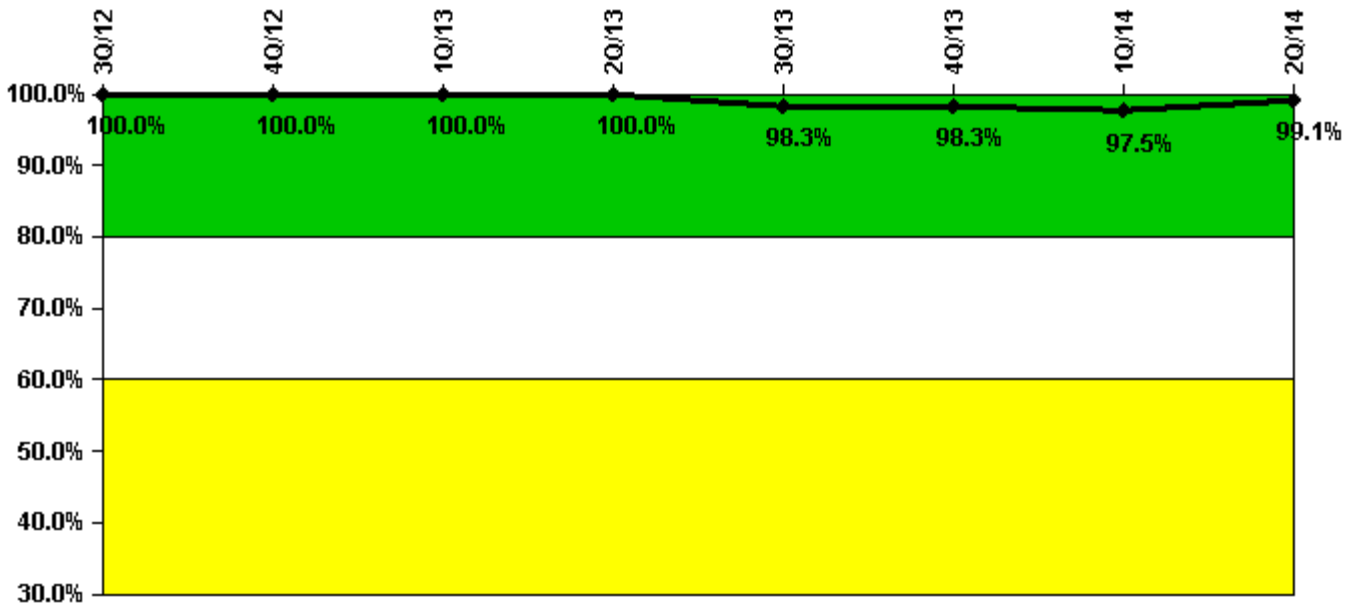
Notes

Drill/Exercise Performance	3Q/12	4Q/12	1Q/13	2Q/13	3Q/13	4Q/13	1Q/14	2Q/14
Successful opportunities	54.0	31.0	31.0	19.0	48.0	29.0	41.0	34.0
Total opportunities	55.0	33.0	33.0	19.0	50.0	30.0	42.0	35.0
Indicator value	96.8%	96.4%	96.0%	96.1%	96.5%	96.7%	96.8%	96.6%

Licensee Comments:

3Q/13: As a result of a Focused Area Self Assessment the PI Data for this quarter corrected/reduced by 5 notification opportunities in Salem simulator due to not having sufficient supporting documentation for credit. Result of correction did not significantly impact overall performance percentage. No change in color. Notification 20643482 initiated in Corrective Action Program.

ERO Drill Participation



Thresholds: White < 80.0% Yellow < 60.0%

Notes

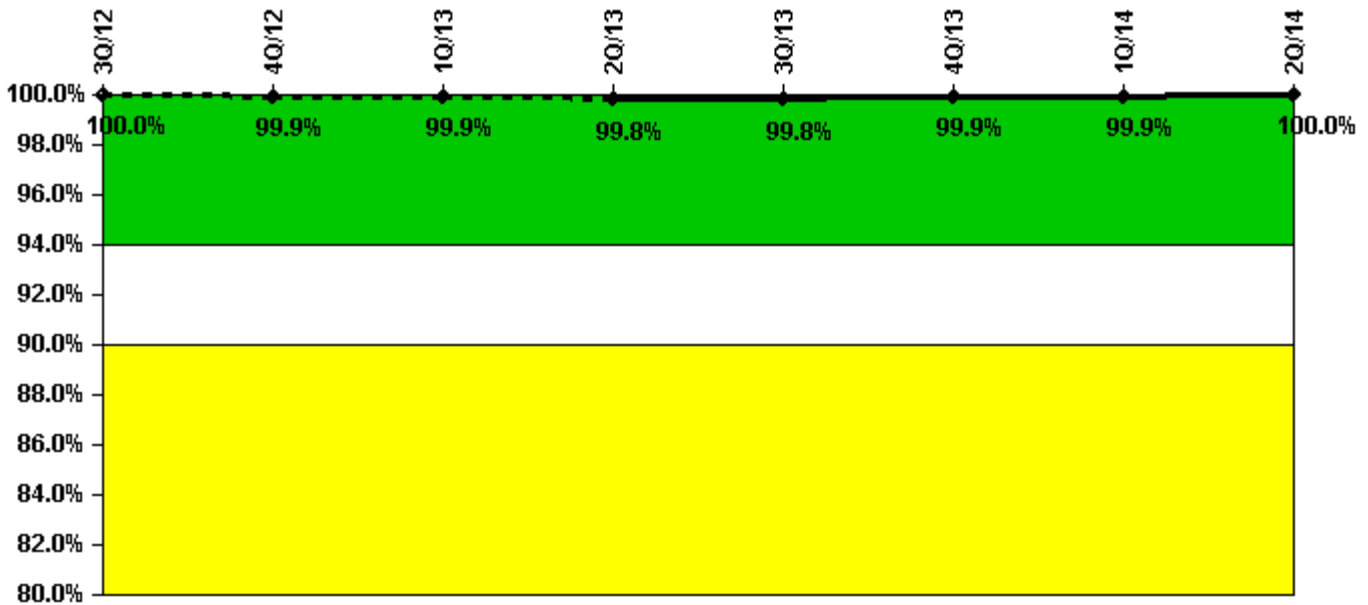
ERO Drill Participation	3Q/12	4Q/12	1Q/13	2Q/13	3Q/13	4Q/13	1Q/14	2Q/14
Participating Key personnel	121.0	123.0	122.0	118.0	117.0	116.0	117.0	111.0
Total Key personnel	121.0	123.0	122.0	118.0	119.0	118.0	120.0	112.0
Indicator value	100.0%	100.0%	100.0%	100.0%	98.3%	98.3%	97.5%	99.1%

Licensee Comments:

4Q/13: As a result of a Focused Area Self Assessment the number of Participating Key Personnel was corrected/reduced by 2. After review it was determined that two individuals did not participate in a Performance Enhancing Experience. Result of correction did not significantly impact overall performance percentage. No change in color. Notification 20643482 initiated in Corrective Action Program.

3Q/13: As a result of a Focused Area Self Assessment the number of Participating Key Personnel was corrected/reduced by 2. After review it was determined that two individuals did not participate in a Performance Enhancing Experience. Result of correction did not significantly impact overall performance percentage. No change in color. Notification 20643482 initiated in Corrective Action Program.

Alert & Notification System



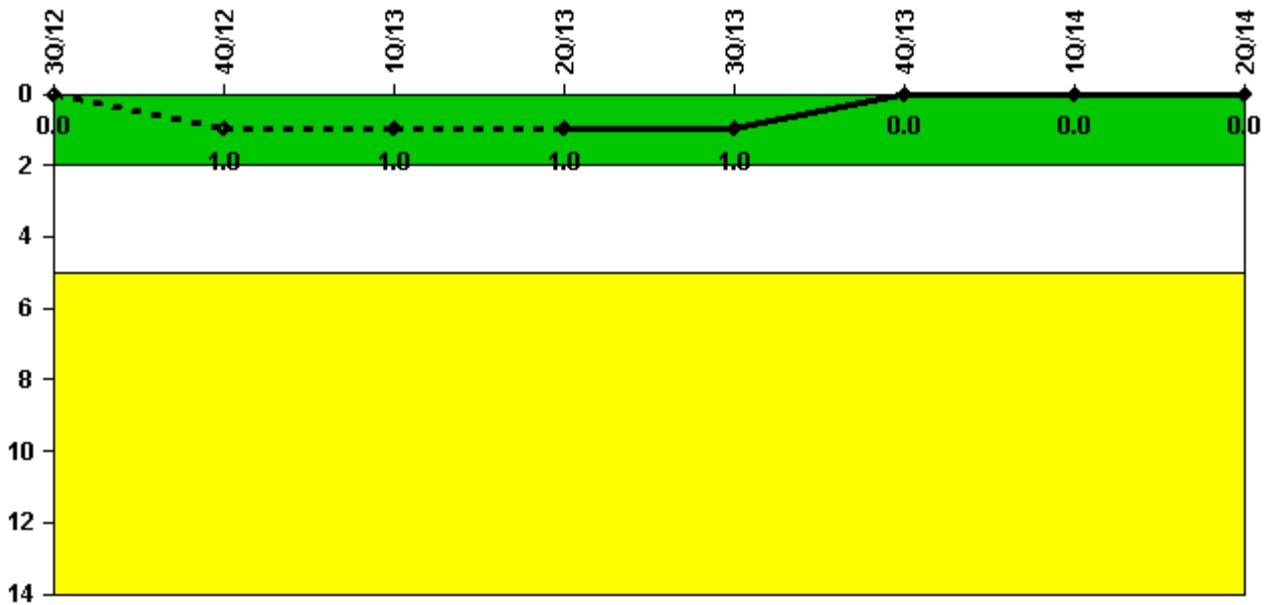
Thresholds: White < 94.0% Yellow < 90.0%

Notes

Alert & Notification System	3Q/12	4Q/12	1Q/13	2Q/13	3Q/13	4Q/13	1Q/14	2Q/14
Successful siren-tests	497	496	497	495	497	497	497	497
Total sirens-tests	497	497	497	497	497	497	497	497
Indicator value	100.0%	99.9%	99.9%	99.8%	99.8%	99.9%	99.9%	100.0%

Licensee Comments: none

Occupational Exposure Control Effectiveness



Thresholds: White > 2.0 Yellow > 5.0

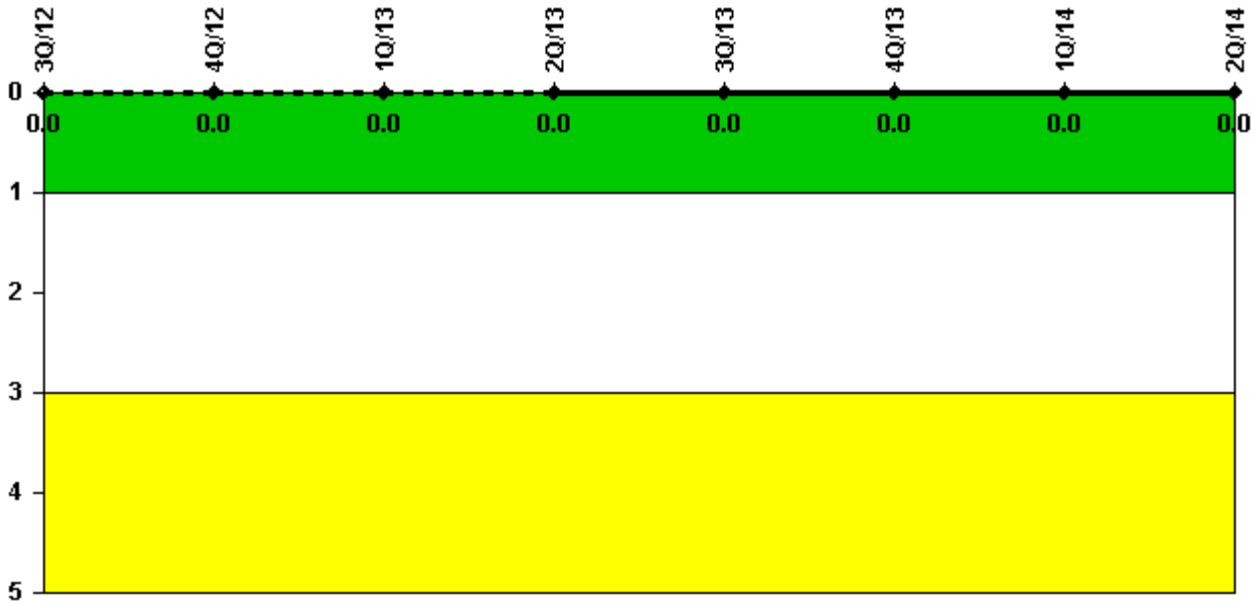
Notes

Occupational Exposure Control Effectiveness	3Q/12	4Q/12	1Q/13	2Q/13	3Q/13	4Q/13	1Q/14	2Q/14
High radiation area occurrences	0	1	0	0	0	0	0	0
Very high radiation area occurrences	0	0	0	0	0	0	0	0
Unintended exposure occurrences	0	0	0	0	0	0	0	0
Indicator value	0	1	1	1	1	0	0	0

Licensee Comments:

4Q/12: Two workers received electronic dosimeter dose rate alarms in the reactor cavity on 07 November 2012. After completing an investigation and evaluation with the licensee, the NRC inspector debriefed this event as an High Radiation Area (HRA) event during a June 2013 inspection exit meeting. The event is now documented as such in this metric. This affected the 4th Quarter data and did not result in a color change.

RETS/ODCM Radiological Effluent



Thresholds: White > 1.0 Yellow > 3.0

Notes

RETS/ODCM Radiological Effluent	3Q/12	4Q/12	1Q/13	2Q/13	3Q/13	4Q/13	1Q/14	2Q/14
RETS/ODCM occurrences	0	0	0	0	0	0	0	0
Indicator value	0	0	0	0	0	0	0	0

Licensee Comments: none

Although the Security Cornerstone is included in the Reactor Oversight Process assessment program, the Commission has decided that specific information related to findings and performance indicators pertaining to the Security Cornerstone will not be publicly available to ensure that security information is not provided to a possible adversary. Other than the fact that a finding or performance indicator is Green or Greater-Than-Green, security related information will not be displayed on the public web page.

 [Action Matrix Summary](#) | [Inspection Findings Summary](#) | [PI Summary](#) | [Reactor Oversight Process](#)

Last Modified: July 31, 2014