

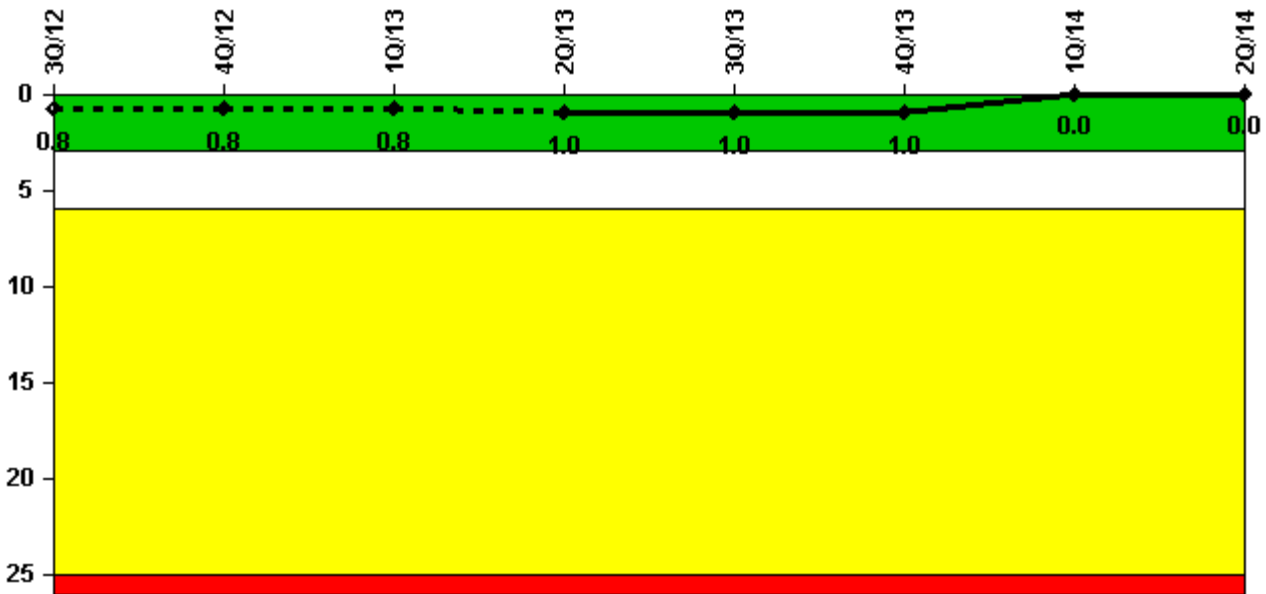
Perry 1

2Q/2014 Performance Indicators

The solid trend line represents the current reporting period.

Licensee's General Comments: none

Unplanned Scrams per 7000 Critical Hrs



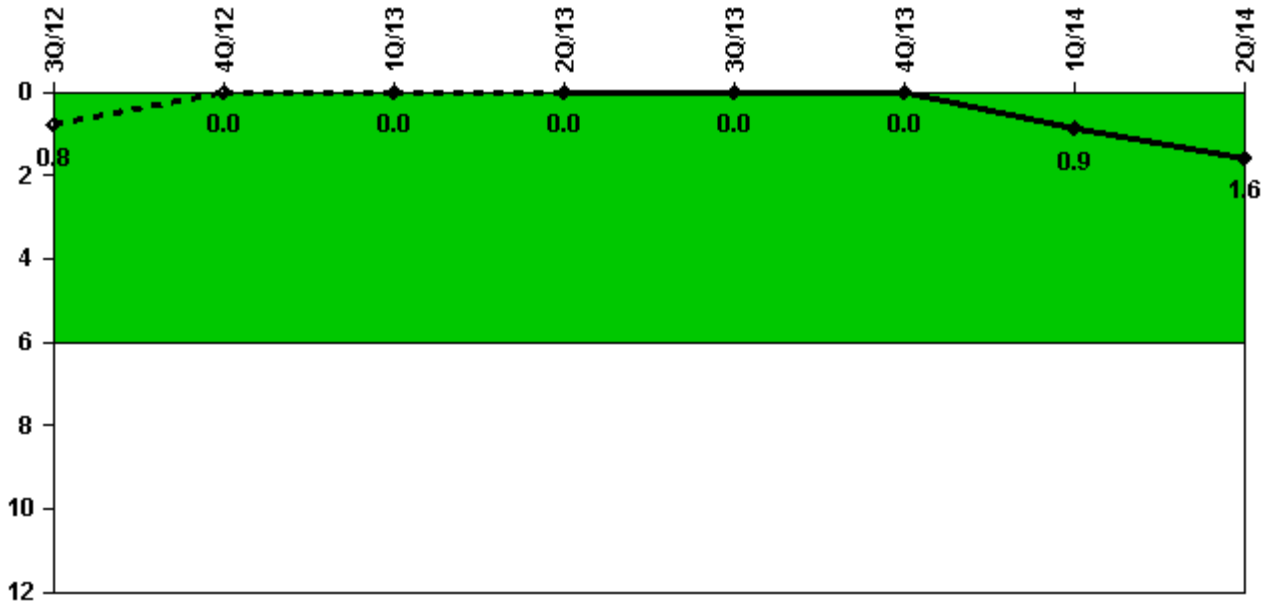
Thresholds: White > 3.0 Yellow > 6.0 Red > 25.0

Notes

Unplanned Scrams per 7000 Critical Hrs	3Q/12	4Q/12	1Q/13	2Q/13	3Q/13	4Q/13	1Q/14	2Q/14
Unplanned scrams	0	0	1.0	0	0	0	0	0
Critical hours	2208.0	2209.0	1719.9	1098.3	2167.6	2209.0	2159.0	2184.0
Indicator value	0.8	0.8	0.8	1.0	1.0	1.0	0	0

Licensee Comments: none

Unplanned Power Changes per 7000 Critical Hrs



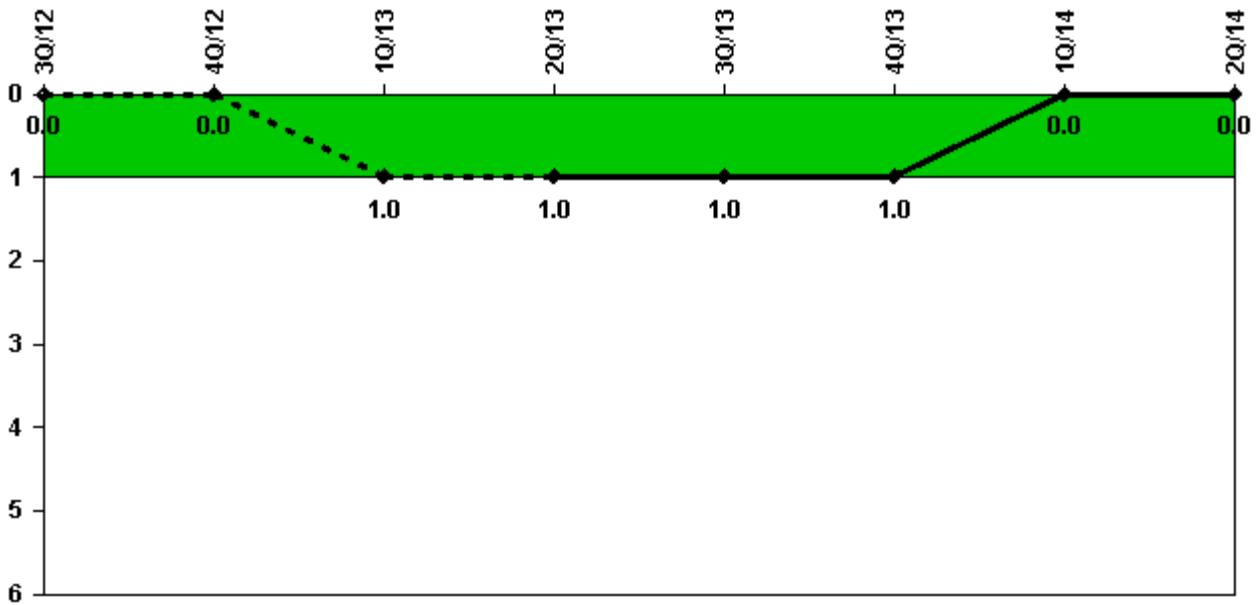
Thresholds: White > 6.0

Notes

Unplanned Power Changes per 7000 Critical Hrs	3Q/12	4Q/12	1Q/13	2Q/13	3Q/13	4Q/13	1Q/14	2Q/14
Unplanned power changes	0	0	0	0	0	0	1.0	1.0
Critical hours	2208.0	2209.0	1719.9	1098.3	2167.6	2209.0	2159.0	2184.0
Indicator value	0.8	0	0	0	0	0	0.9	1.6

Licensee Comments: none

Unplanned Scrams with Complications



Thresholds: White > 1.0

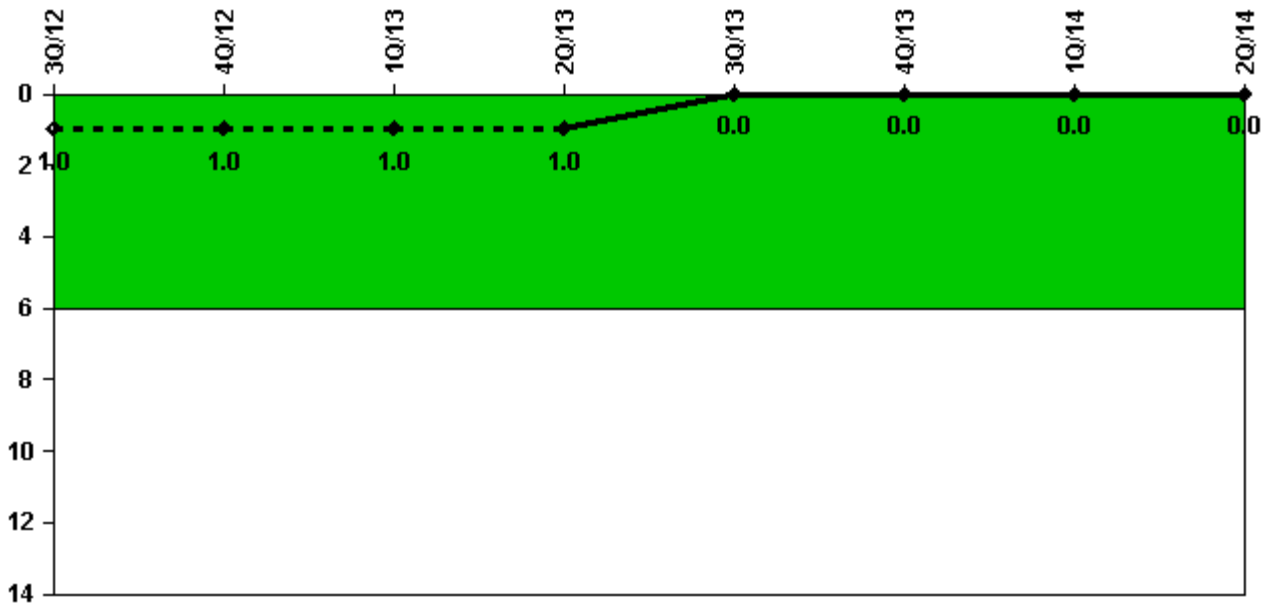
Notes

Unplanned Scrams with Complications	3Q/12	4Q/12	1Q/13	2Q/13	3Q/13	4Q/13	1Q/14	2Q/14
Scrams with complications	0	0	1.0	0	0	0	0	0
Indicator value	0.0	0.0	1.0	1.0	1.0	1.0	0.0	0.0

Licensee Comments:

1Q/13: Further review of the January 22, 2013 scram against NEI 99-02 Revision 6 criteria determined that it counts as a USwC. A change file is submitted to correct the PI data initially reported.

Safety System Functional Failures (BWR)



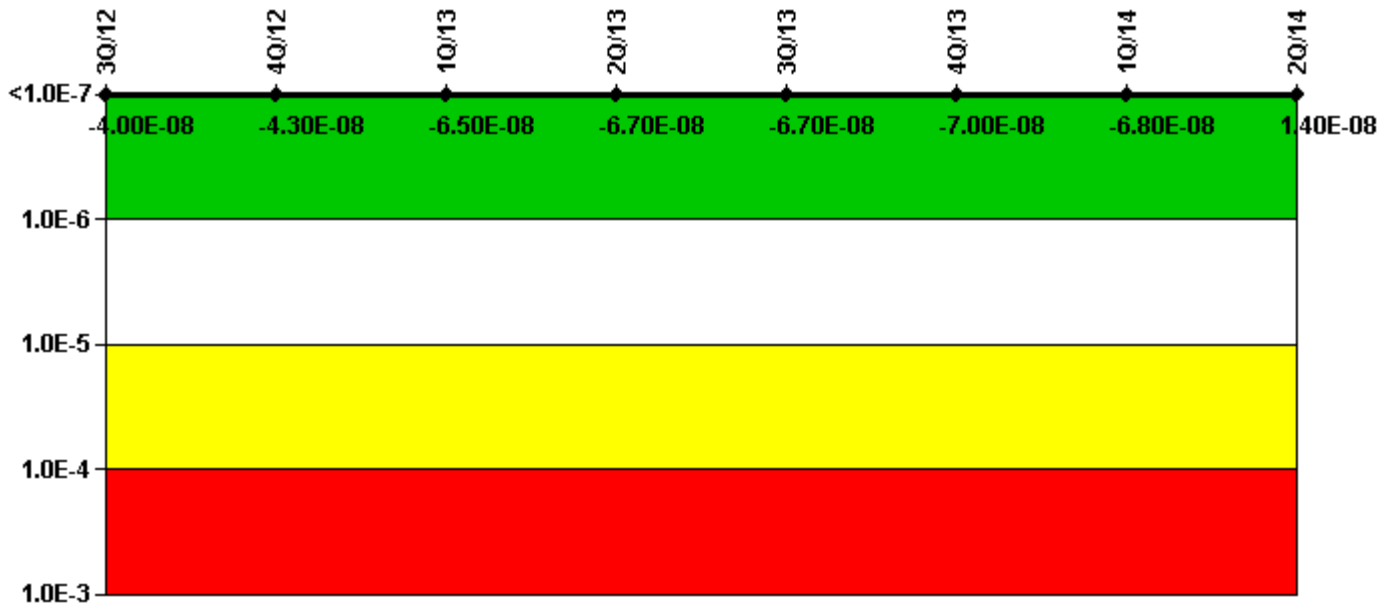
Thresholds: White > 6.0

Notes

Safety System Functional Failures (BWR)	3Q/12	4Q/12	1Q/13	2Q/13	3Q/13	4Q/13	1Q/14	2Q/14
Safety System Functional Failures	1	0	0	0	0	0	0	0
Indicator value	1	1	1	1	0	0	0	0

Licensee Comments: none

Mitigating Systems Performance Index, Emergency AC Power System



Thresholds: White > 1.00E-6 Yellow > 1.00E-5 Red > 1.00E-4

Notes

Mitigating Systems Performance Index, Emergency AC Power System	3Q/12	4Q/12	1Q/13	2Q/13	3Q/13	4Q/13	1Q/14	2Q/14
UAI (Δ CDF)	1.97E-08	4.00E-08	1.75E-08	1.56E-08	1.60E-08	1.28E-08	1.53E-08	1.51E-08
URI (Δ CDF)	-6.01E-08	-8.30E-08	-8.30E-08	-8.30E-08	-8.30E-08	-8.30E-08	-8.30E-08	-1.51E-09
PLE	NO	NO	NO	NO	NO	NO	NO	NO
Indicator value	-4.00E-08	-4.30E-08	-6.50E-08	-6.70E-08	-6.70E-08	-7.00E-08	-6.80E-08	1.40E-08


Licensee Comments:

2Q/13: Changed PRA Parameter(s). The common cause adjustment (CCA) factors were re-calculated to provide more precise results. The newly calculated CCA factors are applicable to Q4 2012 and later MSPI data.

1Q/13: Changed PRA Parameter(s).

4Q/12: Changed PRA Parameter(s).

Mitigating Systems Performance Index, High Pressure Injection System




Thresholds: White > 1.00E-6 Yellow > 1.00E-5 Red > 1.00E-4

Notes

Mitigating Systems Performance Index, High Pressure Injection System	3Q/12	4Q/12	1Q/13	2Q/13	3Q/13	4Q/13	1Q/14	2Q/14
UAI (Δ CDF)	1.02E-07	9.77E-08	1.08E-07	1.14E-07	2.43E-08	2.29E-08	2.91E-08	2.71E-08
URI (Δ CDF)	-6.26E-08	-5.91E-08	-5.96E-08	-5.96E-08	-5.96E-08	-5.96E-08	-5.96E-08	-5.96E-08
PLE	NO	NO	NO	NO	NO	NO	NO	NO
Indicator value	4.00E-08	3.90E-08	4.80E-08	5.50E-08	-3.50E-08	-3.70E-08	-3.00E-08	-3.20E-08

Licensee Comments: none

Mitigating Systems Performance Index, Heat Removal System



Thresholds: White > 1.00E-6 Yellow > 1.00E-5 Red > 1.00E-4

Notes


Mitigating Systems Performance Index, Heat Removal System	3Q/12	4Q/12	1Q/13	2Q/13	3Q/13	4Q/13	1Q/14	2Q/14
UAI (Δ CDF)	-1.37E-09	4.38E-09	-2.00E-09	-1.63E-08	-1.35E-08	-1.35E-08	-1.35E-08	-1.37E-08
URI (Δ CDF)	-4.03E-08	-4.20E-08	-4.40E-08	-4.40E-08	-4.40E-08	-4.40E-08	-4.40E-08	-4.41E-08
PLE	NO	NO	NO	NO	NO	NO	NO	NO
Indicator value	-4.20E-08	-3.80E-08	-4.60E-08	-6.00E-08	-5.80E-08	-5.80E-08	-5.80E-08	-5.80E-08

Licensee Comments:

2Q/14: Changed PRA Parameter(s).

1Q/14: Changed PRA Parameter(s).

Mitigating Systems Performance Index, Residual Heat Removal System



Thresholds: White > 1.00E-6 Yellow > 1.00E-5 Red > 1.00E-4

Notes

Mitigating Systems Performance Index, Residual Heat Removal System	3Q/12	4Q/12	1Q/13	2Q/13	3Q/13	4Q/13	1Q/14	2Q/14
UAI (Δ CDF)	4.28E-08	4.14E-08	1.43E-07	6.37E-08	1.10E-07	6.70E-08	6.58E-08	4.80E-08
URI (Δ CDF)	-8.04E-08	-7.80E-08	-7.80E-08	-7.80E-08	-7.80E-08	-7.80E-08	-7.80E-08	-7.80E-08
PLE	NO	NO	NO	NO	NO	NO	NO	NO
Indicator value	-3.80E-08	-3.70E-08	6.50E-08	-1.40E-08	3.20E-08	-1.10E-08	-1.20E-08	-3.00E-08


Licensee Comments:

2Q/13: Changed PRA Parameter(s). The common cause adjustment (CCA) factors were re-calculated to provide more precise results. The newly calculated CCA factors are applicable to Q4 2012 and later MSPI data.

1Q/13: Changed PRA Parameter(s).

4Q/12: Changed PRA Parameter(s).

Mitigating Systems Performance Index, Cooling Water Systems



Thresholds: White > 1.00E-6 Yellow > 1.00E-5 Red > 1.00E-4

Notes

Mitigating Systems Performance Index, Cooling Water Systems	3Q/12	4Q/12	1Q/13	2Q/13	3Q/13	4Q/13	1Q/14	2Q/14
UAI (Δ CDF)	-5.41E-08	-3.91E-08	-1.11E-08	-4.60E-08	-2.23E-08	-6.58E-08	-6.58E-08	-5.01E-08
URI (Δ CDF)	-4.06E-08	-2.26E-07	-2.26E-07	-2.26E-07	-2.26E-07	-2.26E-07	-2.26E-07	-2.26E-07
PLE	NO	NO	NO	NO	NO	NO	NO	NO
Indicator value	-9.50E-08	-2.60E-07	-2.40E-07	-2.70E-07	-2.50E-07	-2.90E-07	-2.90E-07	-2.80E-07

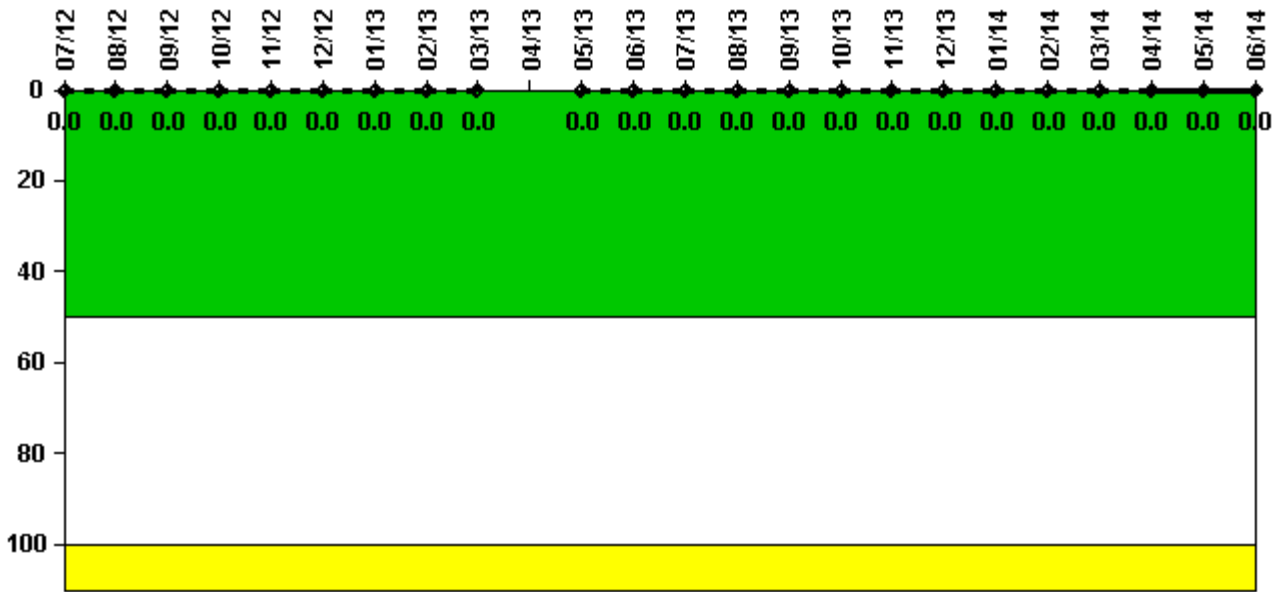
Licensee Comments:

2Q/13: Changed PRA Parameter(s). The common cause adjustment (CCA) factors were re-calculated to provide more precise results. The newly calculated CCA factors are applicable to Q4 2012 and later MSPI data.

1Q/13: Changed PRA Parameter(s).

4Q/12: Changed PRA Parameter(s).

Reactor Coolant System Activity



Thresholds: White > 50.0 Yellow > 100.0

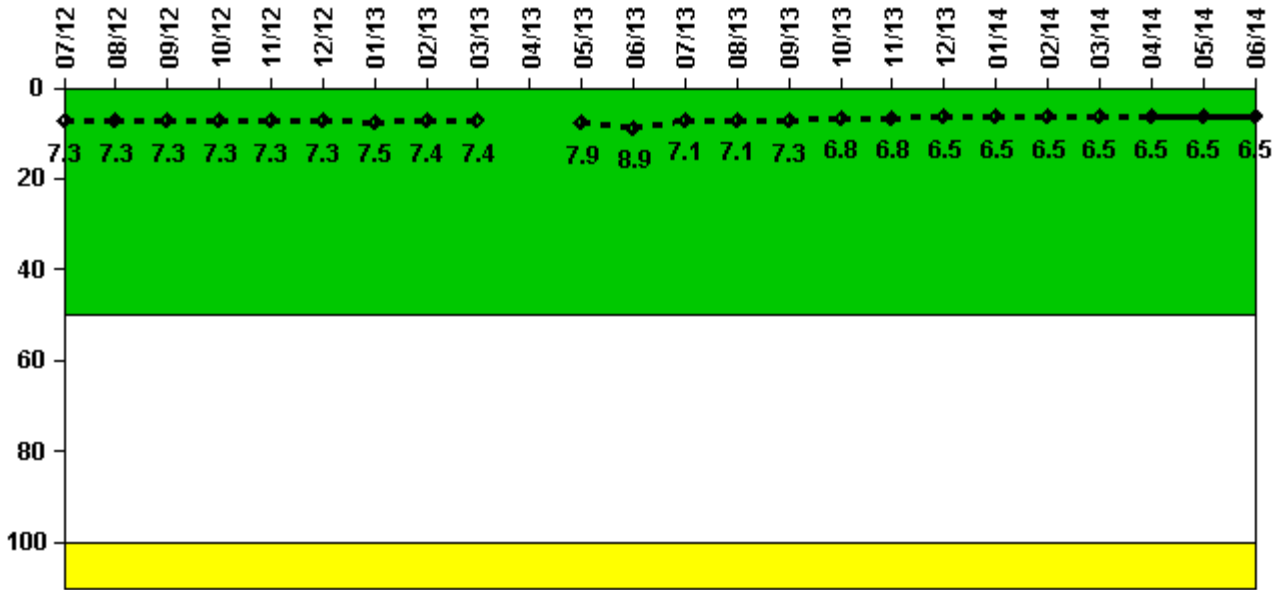
Notes

Reactor Coolant System Activity	7/12	8/12	9/12	10/12	11/12	12/12	1/13	2/13	3/13	4/13	5/13	6/13
Maximum activity	0.000030	0.000028	0.000029	0.000039	0.000027	0.000031	0.000025	0.000028	0.000029	N/A	0.000045	0.000017
Technical specification limit	0.2	0.2	0.2	0.2	0.2	0.2	0.2	0.2	0.2	0.2	0.2	0.2
Indicator value	0	0	0	0	0	0	0	0	0	N/A	0	0

Reactor Coolant System Activity	7/13	8/13	9/13	10/13	11/13	12/13	1/14	2/14	3/14	4/14	5/14	6/14
Maximum activity	0.000016	0.000016	0.000015	0.000017	0.000017	0.000025	0.000018	0.000019	0.000020	0.000017	0.000019	0.000033
Technical specification limit	0.2	0.2	0.2	0.2	0.2	0.2	0.2	0.2	0.2	0.2	0.2	0.2
Indicator value	0	0	0	0	0	0	0	0	0	0	0	0

Licensee Comments: none

Reactor Coolant System Leakage



Thresholds: White > 50.0 Yellow > 100.0

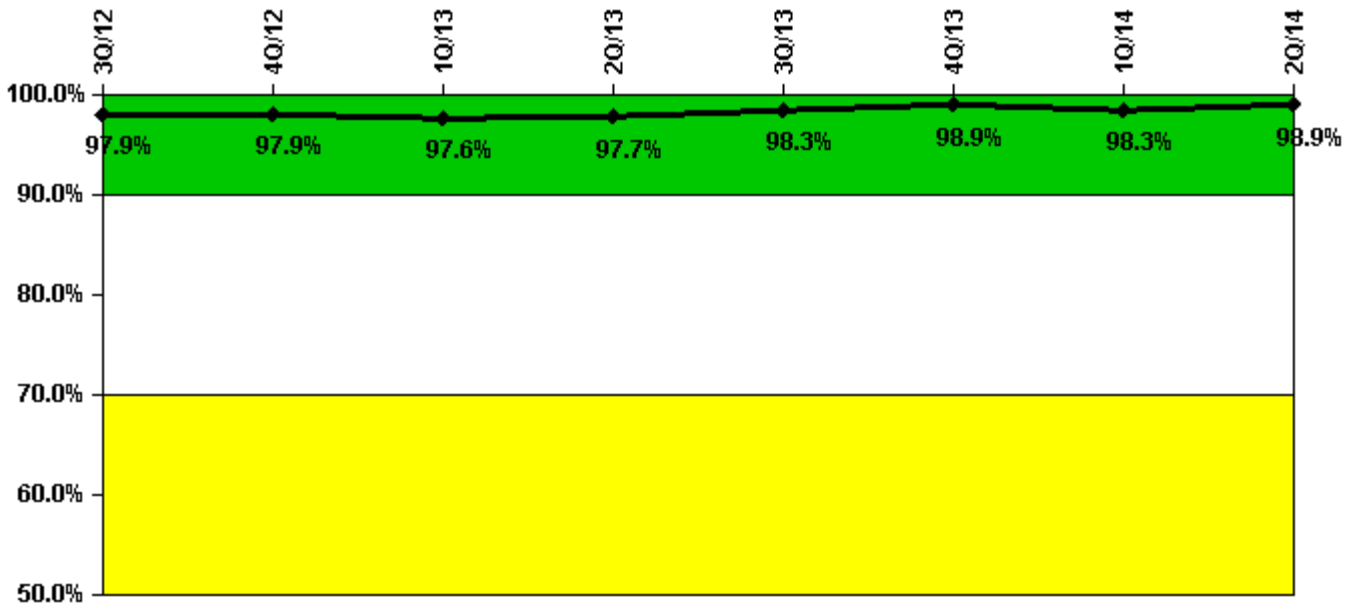
Notes

Reactor Coolant System Leakage	7/12	8/12	9/12	10/12	11/12	12/12	1/13	2/13	3/13	4/13	5/13	6/13
Maximum leakage	2.190	2.180	2.180	2.200	2.200	2.200	2.250	2.210	2.210	N/A	2.380	2.680
Technical specification limit	30.0	30.0	30.0	30.0	30.0	30.0	30.0	30.0	30.0	30.0	30.0	30.0
Indicator value	7.3	7.3	7.3	7.3	7.3	7.3	7.5	7.4	7.4	N/A	7.9	8.9
Reactor Coolant System Leakage	7/13	8/13	9/13	10/13	11/13	12/13	1/14	2/14	3/14	4/14	5/14	6/14
Maximum leakage	2.130	2.130	2.200	2.050	2.050	1.950	1.950	1.950	1.950	1.950	1.950	1.950
Technical specification limit	30.0	30.0	30.0	30.0	30.0	30.0	30.0	30.0	30.0	30.0	30.0	30.0
Indicator value	7.1	7.1	7.3	6.8	6.8	6.5	6.5	6.5	6.5	6.5	6.5	6.5

Licensee Comments:

9/13: On November 19, 2013 it was discovered that an incorrect value had been submitted for Maximum RCS Identified Leakage for July 2013. 2.14 gpm had been entered, the correct value is 2.13 gpm. The change does not affect the PI value.

Drill/Exercise Performance



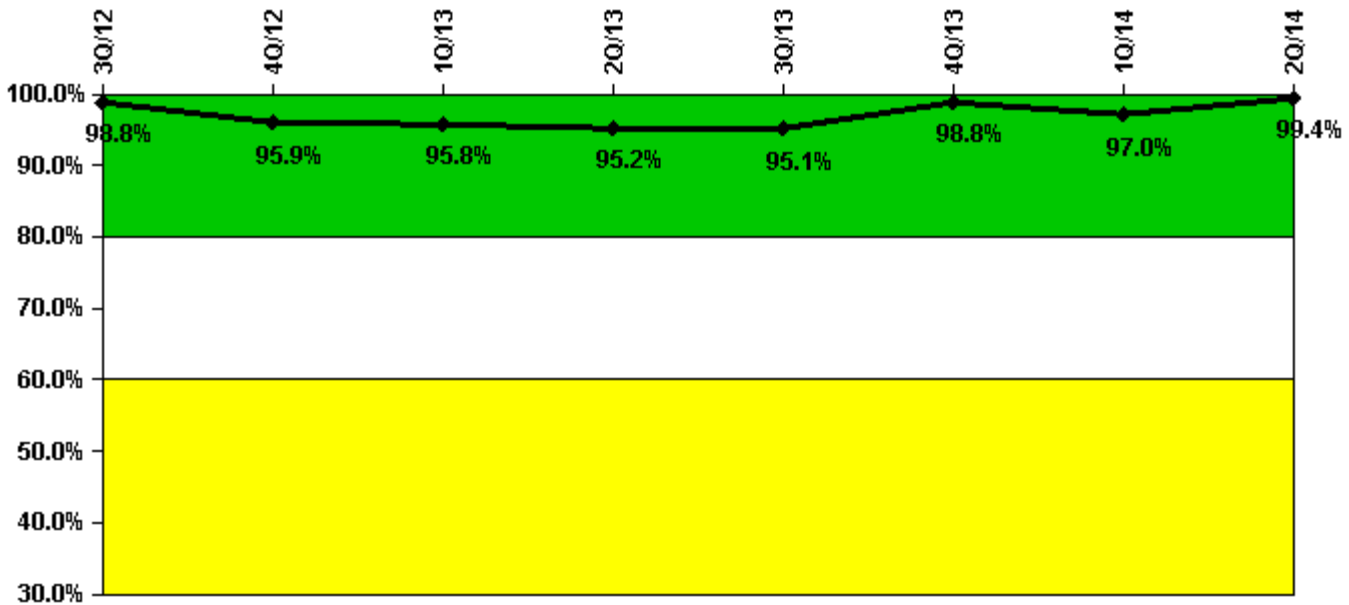
Thresholds: White < 90.0% Yellow < 70.0%

Notes

Drill/Exercise Performance	3Q/12	4Q/12	1Q/13	2Q/13	3Q/13	4Q/13	1Q/14	2Q/14
Successful opportunities	25.0	19.0	7.0	6.0	28.0	20.0	46.0	36.0
Total opportunities	26.0	19.0	7.0	6.0	28.0	20.0	47.0	36.0
Indicator value	97.9%	97.9%	97.6%	97.7%	98.3%	98.9%	98.3%	98.9%

Licensee Comments: none

ERO Drill Participation



Thresholds: White < 80.0% Yellow < 60.0%

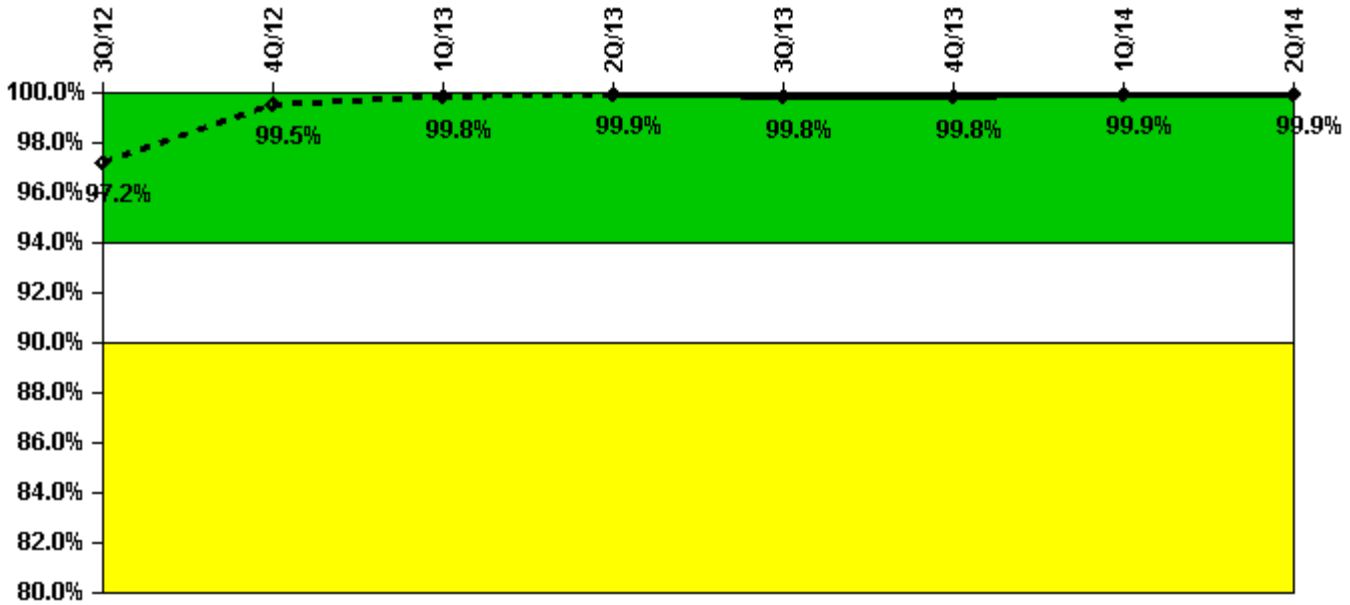
Notes

ERO Drill Participation	3Q/12	4Q/12	1Q/13	2Q/13	3Q/13	4Q/13	1Q/14	2Q/14
Participating Key personnel	162.0	163.0	159.0	159.0	155.0	159.0	160.0	159.0
Total Key personnel	164.0	170.0	166.0	167.0	163.0	161.0	165.0	160.0
Indicator value	98.8%	95.9%	95.8%	95.2%	95.1%	98.8%	97.0%	99.4%

Licensee Comments:

3Q/12: Changed the number of participating and total key ERO personnel initially reported in September 2012. An individual was removed from the key ERO population for unavailability to respond to an emergency event. PI color remains GREEN.

Alert & Notification System



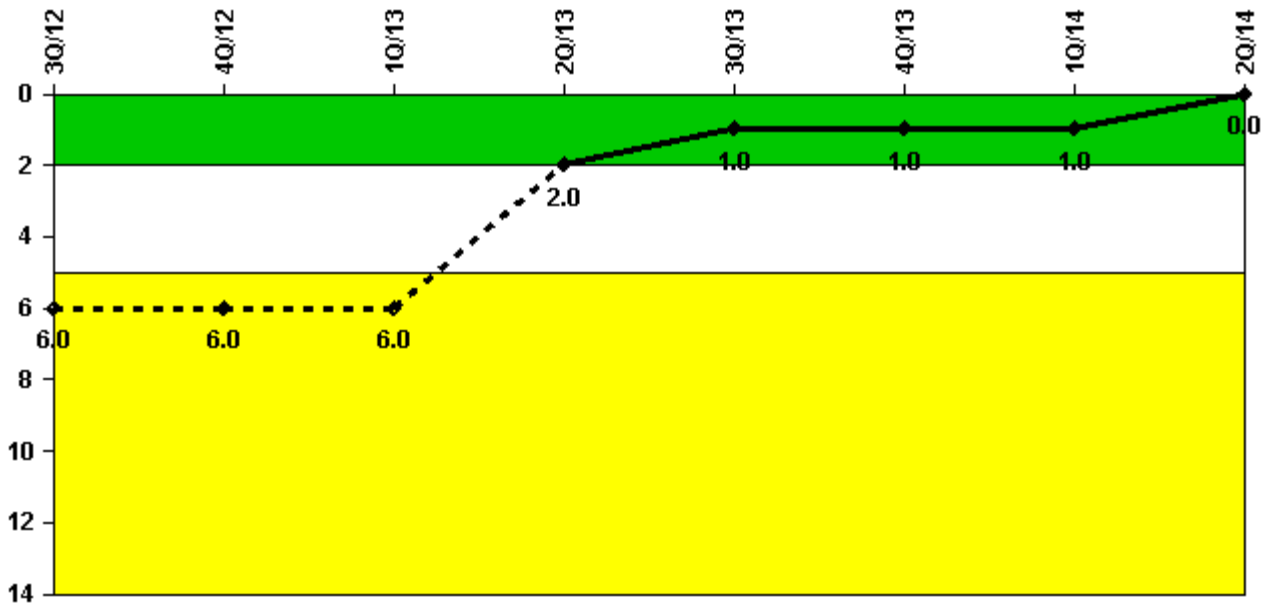
Thresholds: White < 94.0% Yellow < 90.0%

Notes

Alert & Notification System	3Q/12	4Q/12	1Q/13	2Q/13	3Q/13	4Q/13	1Q/14	2Q/14
Successful siren-tests	520	531	531	532	593	532	532	532
Total sirens-tests	521	532	532	532	596	532	532	532
Indicator value	97.2%	99.5%	99.8%	99.9%	99.8%	99.8%	99.9%	99.9%

Licensee Comments: none

Occupational Exposure Control Effectiveness



Thresholds: White > 2.0 Yellow > 5.0

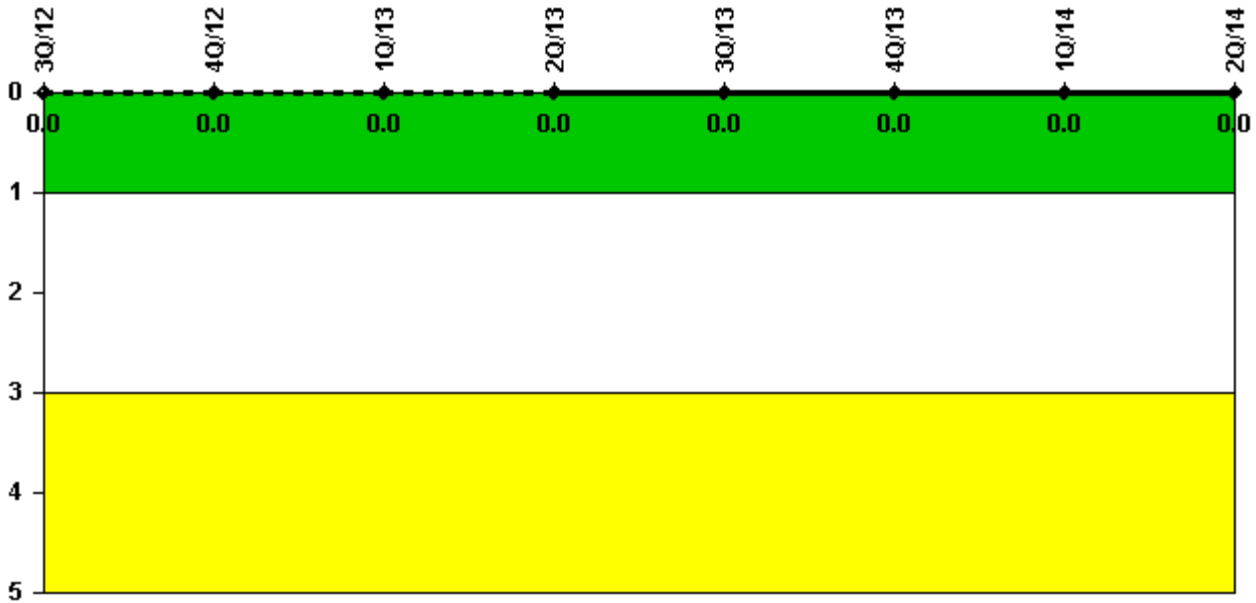
Notes

Occupational Exposure Control Effectiveness	3Q/12	4Q/12	1Q/13	2Q/13	3Q/13	4Q/13	1Q/14	2Q/14
High radiation area occurrences	1	0	0	1	0	0	0	0
Very high radiation area occurrences	0	0	0	0	0	0	0	0
Unintended exposure occurrences	0	0	0	0	0	0	0	0
Indicator value	6	6	6	2	1	1	1	0

Licensee Comments:

3Q/12: The 2012-09 PI occurrence for potential inadequate LHRA controls established for a loaded HI-STORM container is currently being evaluated at the root cause level. The PI value may change depending on results of the root cause evaluation.

RETS/ODCM Radiological Effluent



Thresholds: White > 1.0 Yellow > 3.0

Notes

RETS/ODCM Radiological Effluent	3Q/12	4Q/12	1Q/13	2Q/13	3Q/13	4Q/13	1Q/14	2Q/14
RETS/ODCM occurrences	0	0	0	0	0	0	0	0
Indicator value	0	0	0	0	0	0	0	0

Licensee Comments: none

Although the Security Cornerstone is included in the Reactor Oversight Process assessment program, the Commission has decided that specific information related to findings and performance indicators pertaining to the Security Cornerstone will not be publicly available to ensure that security information is not provided to a possible adversary. Other than the fact that a finding or performance indicator is Green or Greater-Than-Green, security related information will not be displayed on the public web page.

 [Action Matrix Summary](#) | [Inspection Findings Summary](#) | [PI Summary](#) | [Reactor Oversight Process](#)

Last Modified: July 31, 2014