

Fort Calhoun

2Q/2014 Performance Indicators

The solid trend line represents the current reporting period.

Licensee's General Comments: none

Unplanned Scrams per 7000 Critical Hrs



Thresholds: White > 3.0 Yellow > 6.0 Red > 25.0

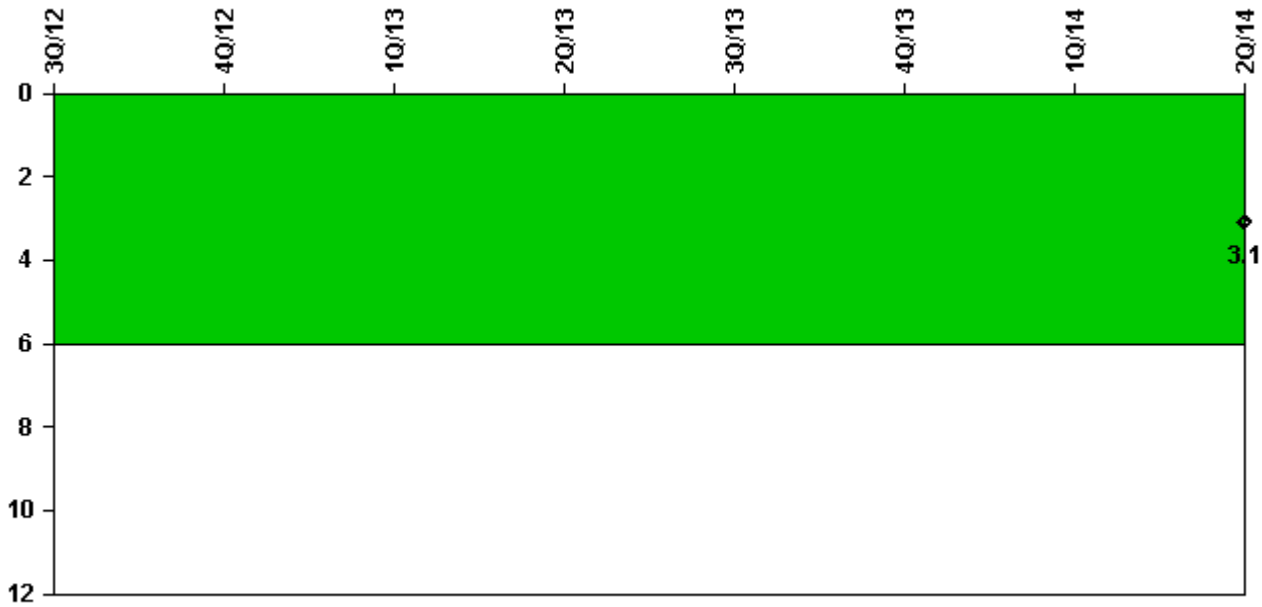
Notes

Unplanned Scrams per 7000 Critical Hrs	3Q/12	4Q/12	1Q/13	2Q/13	3Q/13	4Q/13	1Q/14	2Q/14
Unplanned scrams	0	0	0	0	0	0	2.0	0
Critical hours	0	0	0	0	0	317.2	2026.9	2184.0
Indicator value	N/A	N/A	N/A	N/A	N/A	N/A	N/A	3.1

Licensee Comments:

2Q/14: During the second quarter the station critical hours exceeded the minimum 2400 hour required to calculate this indicator. With low critical hours the PI is white due to the two scrams from the first quarter.

Unplanned Power Changes per 7000 Critical Hrs



Thresholds: White > 6.0

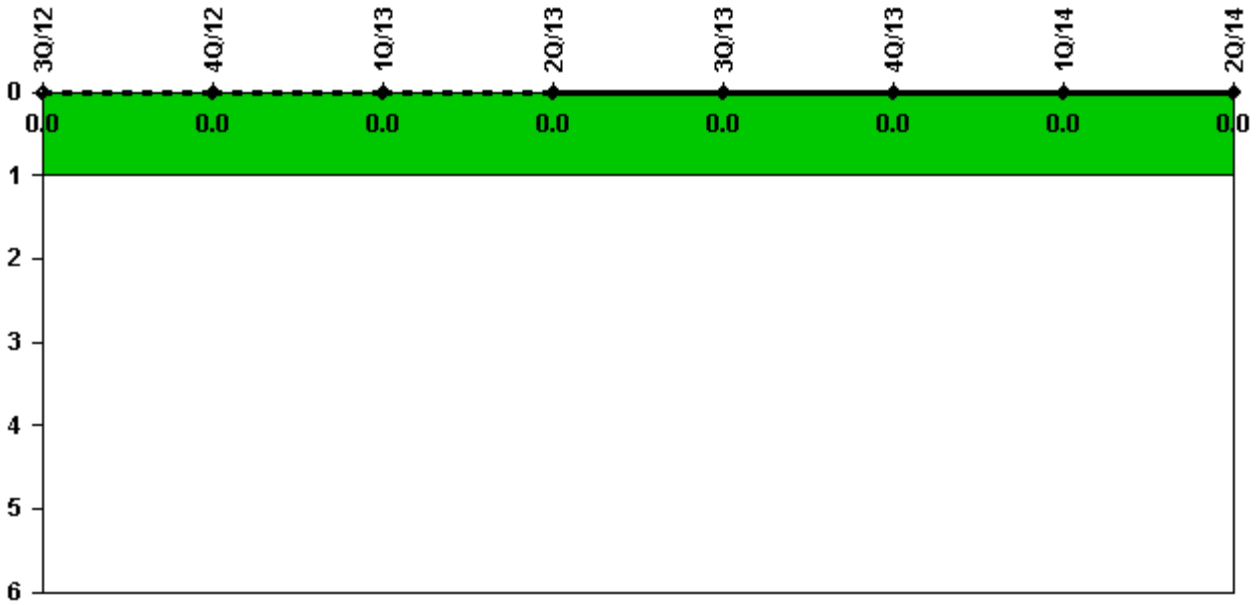
Notes

Unplanned Power Changes per 7000 Critical Hrs	3Q/12	4Q/12	1Q/13	2Q/13	3Q/13	4Q/13	1Q/14	2Q/14
Unplanned power changes	0	0	0	0	0	0	1.0	1.0
Critical hours	0	0	0	0	0	317.2	2026.9	2184.0
Indicator value	N/A	N/A	N/A	N/A	N/A	N/A	N/A	3.1

Licensee Comments:

1Q/14: Correct an error discovered during a review.

Unplanned Scrams with Complications



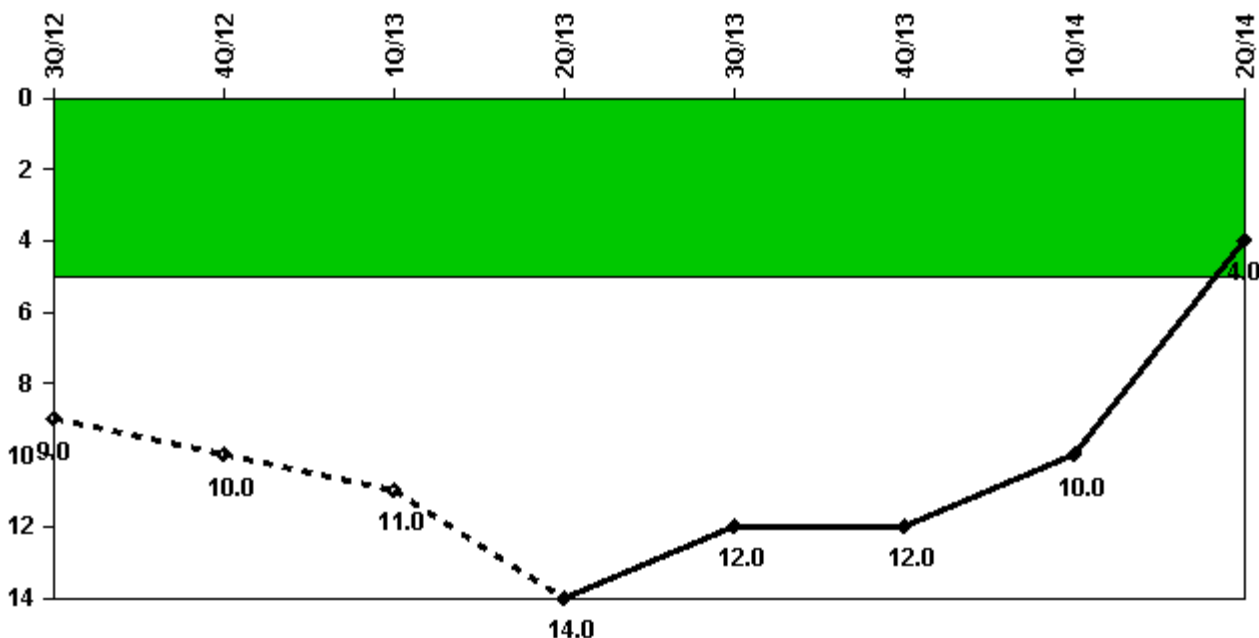
Thresholds: White > 1.0

Notes

Unplanned Scrams with Complications	3Q/12	4Q/12	1Q/13	2Q/13	3Q/13	4Q/13	1Q/14	2Q/14
Scrams with complications	0	0	0	0	0	0	0	0
Indicator value	0.0	0.0	0.0	0.0	0.0	0.0	0.0	0.0

Licensee Comments: none

Safety System Functional Failures (PWR)



Thresholds: White > 5.0

Notes

Safety System Functional Failures (PWR)	3Q/12	4Q/12	1Q/13	2Q/13	3Q/13	4Q/13	1Q/14	2Q/14
Safety System Functional Failures	5	1	2	6	3	1	0	0
Indicator value	9	10	11	14	12	12	10	4

Licensee Comments:

4Q/13: LER 2013-017, Containment Spray Pump Design Documents do not Support Operation in Runout

3Q/13: LER 2013-010, "HPSI Pump Flow Imbalance," 2013-011 "Inadequate Design for High Energy Line Break in Rooms 13 and 19 of the Auxiliary Building," LER 2013-012, "Intake Structure Crane Seismic Qualification"

2Q/13: LER 2013-003, "Calculations Indicate the HPSI Pumps Operate in Run-out " LER 2013-004, "Inverters Inoperable During Emergency Diesel Generator Operation" LER 2013-005, "CRHVAC Mod Not Properly Evaluated" LER 2013-006, "Use of Teflon in LPSI and CS Pump Mechanical Seals" LER 2013-008, "Previously Installed GE IAV Relays Failed Seismic Testing" LER 2013-009, "Tornado Missile Vulnerabilities"

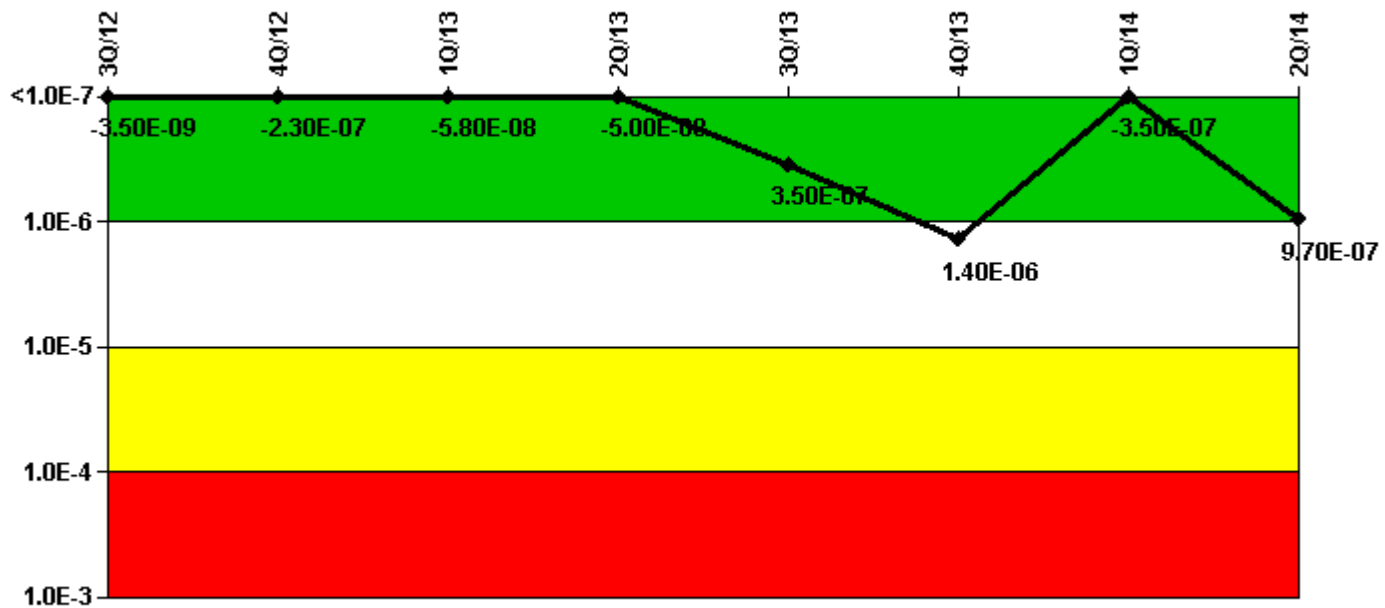
1Q/13: LER 2013-002, "CVCS Class 1 & 2 Charging Supports are Unanalyzed" LER 2012-021, "HCV-2987, HPSI Alternate Header Isolation Valve"

3Q/12: LER 2012-009, "Inoperable Equipment due to Lack of Environmental Qualifications" LER 2012-011, "Emergency Diesel Inoperability Due to Bus Loads During a LOOP(retracted)" LER2012-014, "Containment Beam 22 Loading Conditions Outside of the Allowable Limits" LER 2012-015, "Electrical Equipment Impacted by High Energy Line Break Outside of Containment" LER 2012-017, "Containment Valve Actuators Design Temperature Ratings Below those Required for Design Basis Accidents" LER 2012-012, "Multiple Safety Injection Tanks Rendered Inoperable"

3Q/12: LER 2012-009, "Inoperable Equipment due to Lack of Environmental Qualifications" LER 2012-011, "Emergency Diesel Inoperability Due to Bus Loads During a LOOP" LER 2012-014, "Containment Beam 22 Loading Conditions Outside of the Allowable Limits" LER 2012-015, "Electrical Equipment Impacted by High Energy Line Break Outside of Containment" LER 2012-017, "Containment Valve Actuators Design Temperature Ratings Below those Required for Design Basis Accidents"

3Q/12: LER 2012-009, "Inoperable Equipment due to Lack of Environmental Qualifications" LER 2012-011, "Emergency Diesel Inoperability Due to Bus Loads During a LOOP" LER 2012-014, "Containment Beam 22 Loading Conditions Outside of the Allowable Limits" LER 2012-015, "Electrical Equipment Impacted by High Energy Line Break Outside of Containment" LER 2012-017, "Containment Valve Actuators Design Temperature Ratings Below those Required for Design Basis Accidents" LER 2012-012, "Multiple Safety Injection Tanks Rendered Inoperable"

Mitigating Systems Performance Index, Emergency AC Power System



Thresholds: White > 1.00E-6 Yellow > 1.00E-5 Red > 1.00E-4

Notes

Mitigating Systems Performance Index, Emergency AC Power System	3Q/12	4Q/12	1Q/13	2Q/13	3Q/13	4Q/13	1Q/14	2Q/14
UAI (ΔCDF)	3.71E-07	1.66E-07	3.24E-07	3.13E-07	6.84E-07	1.68E-06	-1.98E-08	1.26E-06
URI (ΔCDF)	-3.75E-07	-3.95E-07	-3.82E-07	-3.63E-07	-3.35E-07	-3.33E-07	-3.29E-07	-2.88E-07
PLE	NO	NO	NO	NO	NO	NO	NO	NO
	-3.50E-	-2.30E-	-5.80E-	-5.00E-	3.50E-	1.40E-	-3.50E-	9.70E-

Indicator value	09	07	08	08	07	06	07	07
-----------------	----	----	----	----	----	----	----	----

Licensee Comments:

2Q/14: Risk Cap Invoked.

1Q/14: Risk Cap Invoked.

4Q/13: Risk Cap Invoked. The white performance indicator is due to 31 months without critical hours and normal diesel maintenance.

3Q/13: Risk Cap Invoked.

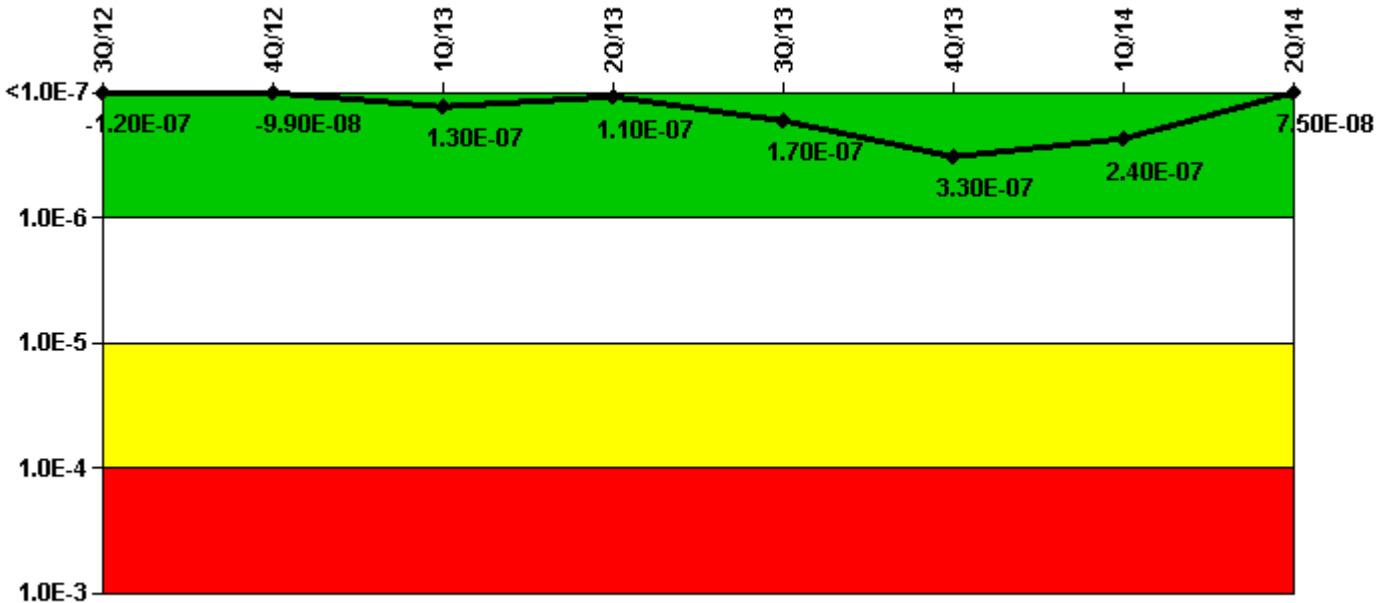
2Q/13: Risk Cap Invoked.

1Q/13: Risk Cap Invoked.

4Q/12: Risk Cap Invoked.

3Q/12: Risk Cap Invoked. Unavailability hours which were added to the MSPI Emergency AC Power System A to account for infrequent maintenance activities in Qtr 2, 2009 were removed in April 2012. This adjustment returns the unavailability coefficient to the baseline value.

Mitigating Systems Performance Index, High Pressure Injection System



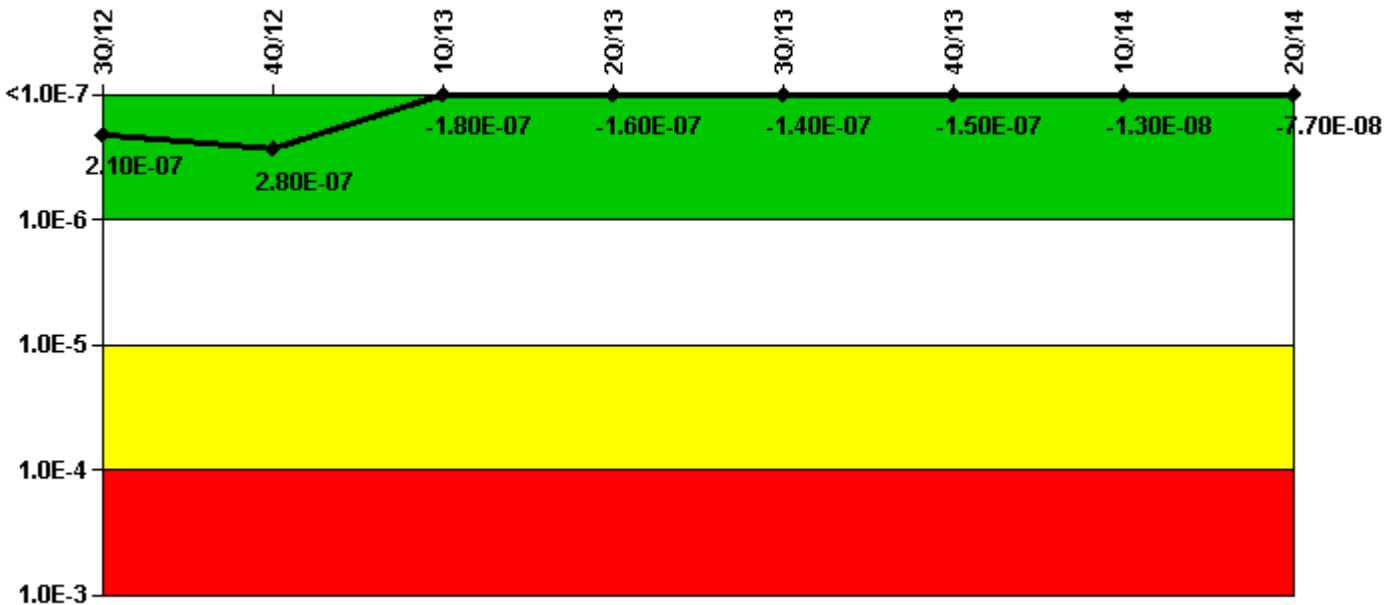
Thresholds: White > $1.00E-6$ Yellow > $1.00E-5$ Red > $1.00E-4$

Notes

Mitigating Systems Performance Index, High Pressure Injection System	3Q/12	4Q/12	1Q/13	2Q/13	3Q/13	4Q/13	1Q/14	2Q/14
UAI (ΔCDF)	-2.97E-08	-3.46E-08	-3.97E-08	-5.11E-08	1.30E-08	1.61E-07	6.67E-08	-1.01E-07
URI (ΔCDF)	-8.82E-08	-6.42E-08	1.66E-07	1.65E-07	1.61E-07	1.71E-07	1.70E-07	1.76E-07
PLE	NO	NO	NO	NO	NO	NO	NO	NO
Indicator value	-1.20E-07	-9.90E-08	1.30E-07	1.10E-07	1.70E-07	3.30E-07	2.40E-07	7.50E-08

Licensee Comments: none

Mitigating Systems Performance Index, Heat Removal System



Thresholds: White > 1.00E-6 Yellow > 1.00E-5 Red > 1.00E-4

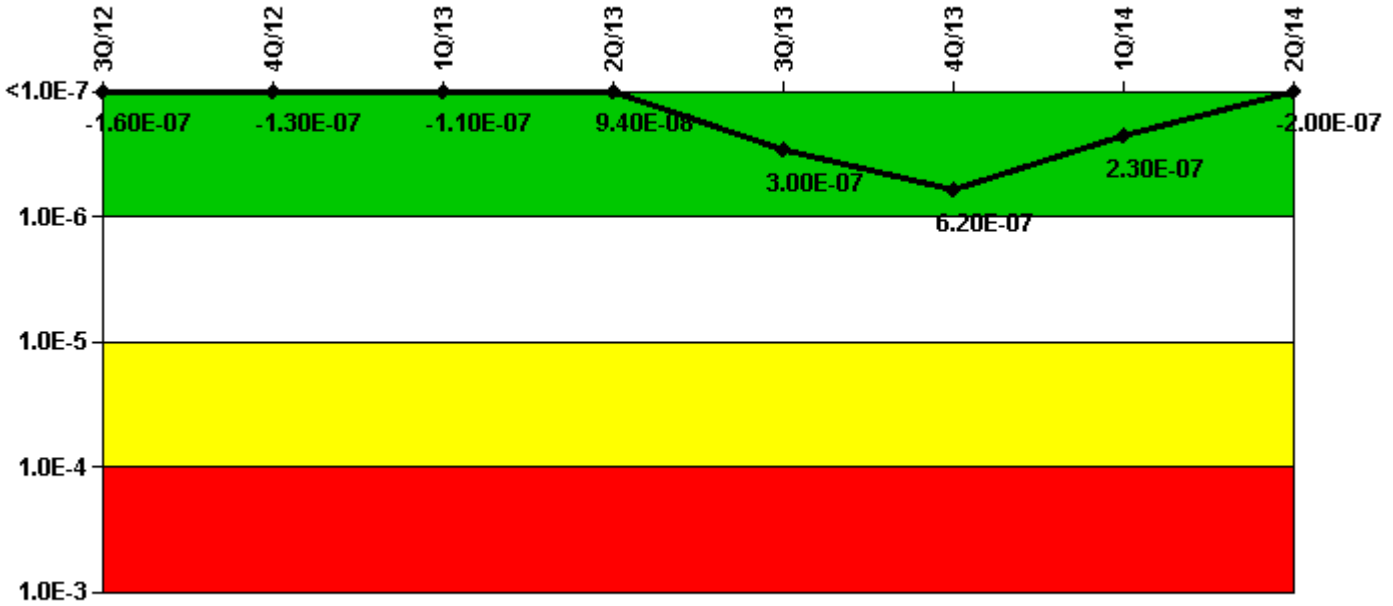
Notes

Mitigating Systems Performance Index, Heat Removal System	3Q/12	4Q/12	1Q/13	2Q/13	3Q/13	4Q/13	1Q/14	2Q/14
UAI (ΔCDF)	-7.37E-08	-7.37E-08	-7.37E-08	-7.37E-08	-7.37E-08	-7.37E-08	5.99E-08	1.92E-08
URI (ΔCDF)	2.87E-07	3.51E-07	-1.10E-07	-8.67E-08	-6.47E-08	-8.10E-08	-7.25E-08	-9.61E-08
PLE	NO	NO	NO	NO	NO	NO	NO	NO
Indicator value	2.10E-	2.80E-	-1.80E-	-1.60E-	-1.40E-	-1.50E-	-1.30E-	-7.70E-

Indicator value	07	07	07	07	07	07	08	08
-----------------	----	----	----	----	----	----	----	----

Licensee Comments: none

Mitigating Systems Performance Index, Residual Heat Removal System



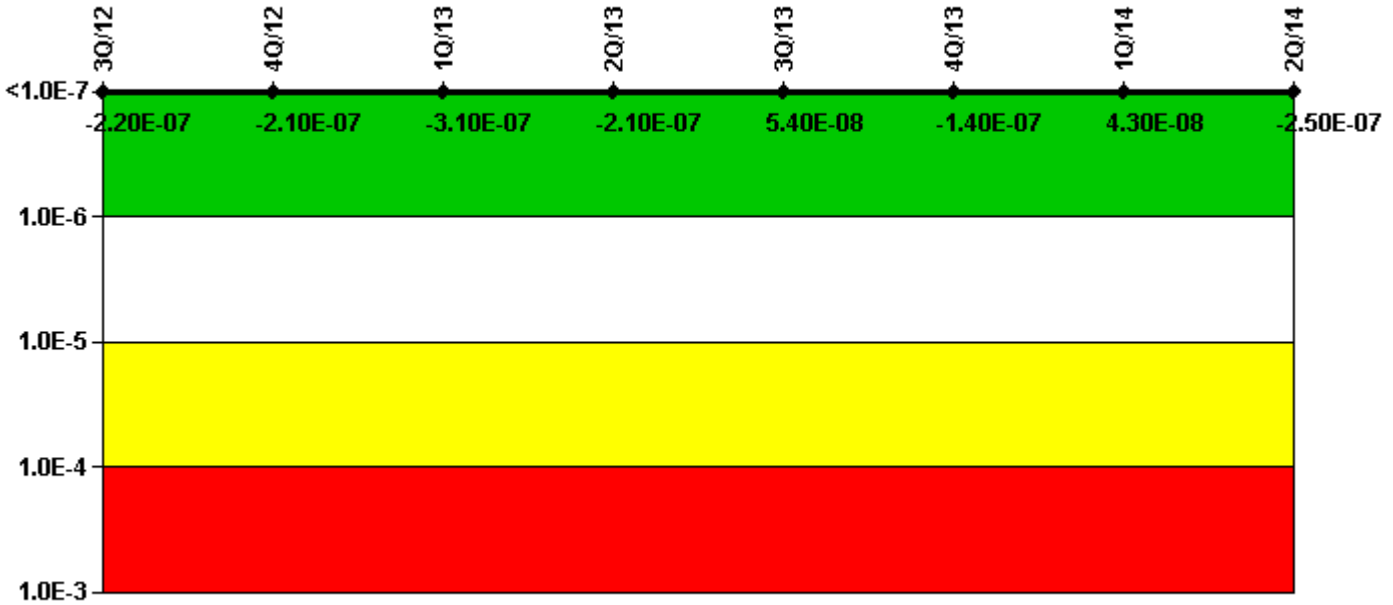
Thresholds: White > 1.00E-6 Yellow > 1.00E-5 Red > 1.00E-4

Notes

Mitigating Systems Performance Index, Residual Heat Removal System	3Q/12	4Q/12	1Q/13	2Q/13	3Q/13	4Q/13	1Q/14	2Q/14
UAI (ΔCDF)	-8.61E-08	-9.21E-08	-6.84E-08	1.33E-07	3.46E-07	6.70E-07	2.78E-07	-1.68E-07
URI (ΔCDF)	-7.27E-08	-3.38E-08	-3.80E-08	-3.94E-08	-4.16E-08	-4.57E-08	-4.57E-08	-3.54E-08
PLE	NO	NO	NO	NO	NO	NO	NO	NO
Indicator value	-1.60E-07	-1.30E-07	-1.10E-07	9.40E-08	3.00E-07	6.20E-07	2.30E-07	-2.00E-07

Licensee Comments: none

Mitigating Systems Performance Index, Cooling Water Systems



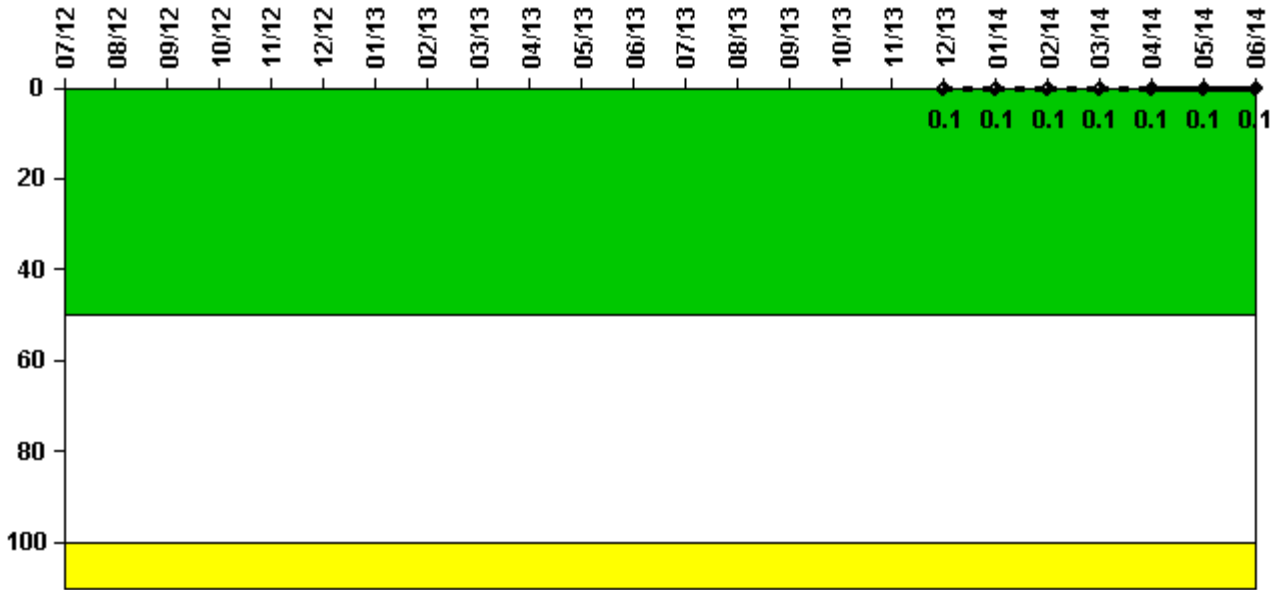
Thresholds: White > 1.00E-6 Yellow > 1.00E-5 Red > 1.00E-4

Notes

Mitigating Systems Performance Index, Cooling Water Systems	3Q/12	4Q/12	1Q/13	2Q/13	3Q/13	4Q/13	1Q/14	2Q/14
UAI (Δ CDF)	-1.91E-07	-1.79E-07	-2.74E-07	-1.77E-07	8.36E-08	-1.08E-07	7.14E-08	-2.27E-07
URI (Δ CDF)	-3.37E-08	-3.26E-08	-3.16E-08	-3.09E-08	-2.97E-08	-2.94E-08	-2.83E-08	-2.74E-08
PLE	NO	NO	NO	NO	NO	NO	NO	NO
Indicator value	-2.20E-07	-2.10E-07	-3.10E-07	-2.10E-07	5.40E-08	-1.40E-07	4.30E-08	-2.50E-07

Licensee Comments: none

Reactor Coolant System Activity



Thresholds: White > 50.0 Yellow > 100.0

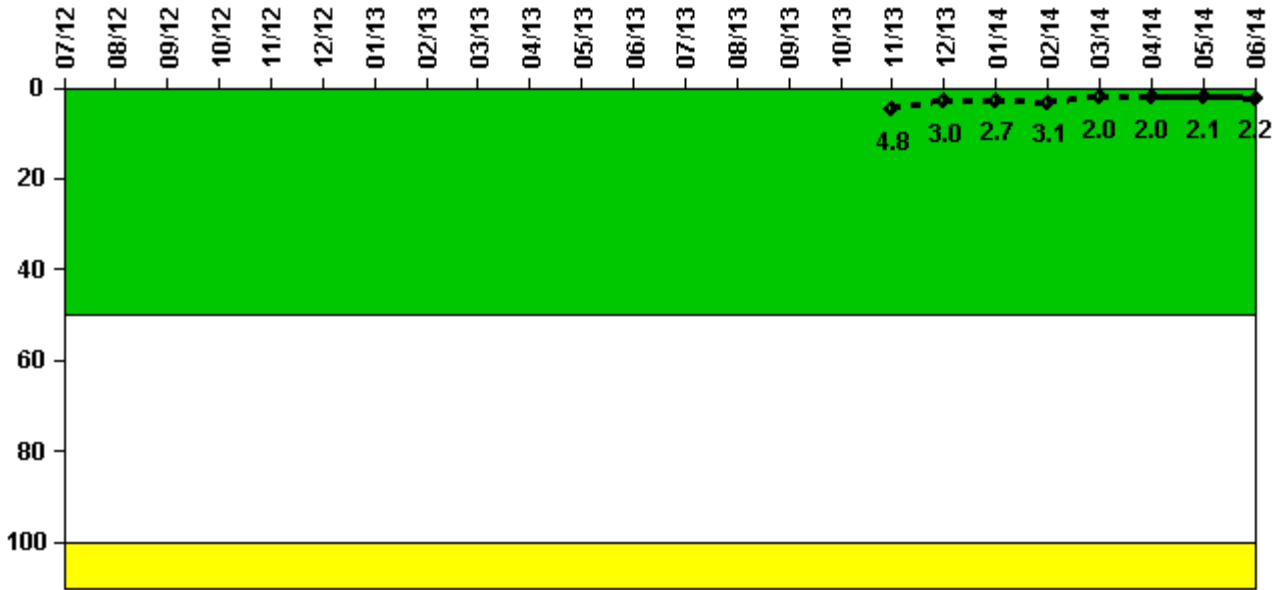
Notes

Reactor Coolant System Activity	7/12	8/12	9/12	10/12	11/12	12/12	1/13	2/13	3/13	4/13	5/13	6/13
Maximum activity	N/A	N/A	N/A	N/A	N/A	N/A	N/A	N/A	N/A	N/A	N/A	N/A
Technical specification limit	1.0	1.0	1.0	1.0	1.0	1.0	1.0	1.0	1.0	1.0	1.0	1.0
Indicator value	N/A	N/A	N/A	N/A	N/A	N/A	N/A	N/A	N/A	N/A	N/A	N/A

Reactor Coolant System Activity	7/13	8/13	9/13	10/13	11/13	12/13	1/14	2/14	3/14	4/14	5/14	6/14
Maximum activity	N/A	N/A	N/A	N/A	N/A	0.000837	0.000949	0.001030	0.000960	0.001000	0.001170	0.001160
Technical specification limit	1.0	1.0	1.0	1.0	1.0	1.0	1.0	1.0	1.0	1.0	1.0	1.0
Indicator value	N/A	N/A	N/A	N/A	N/A	0.1	0.1	0.1	0.1	0.1	0.1	0.1

Licensee Comments: none

Reactor Coolant System Leakage



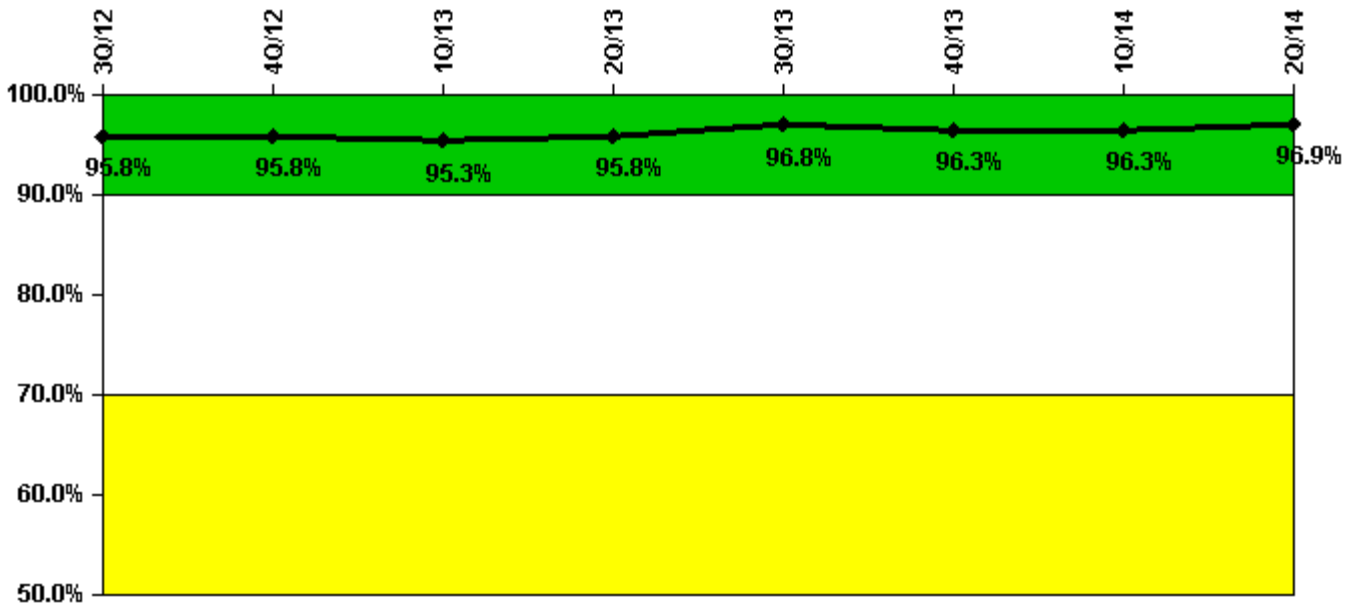
Thresholds: White > 50.0 Yellow > 100.0

Notes

Reactor Coolant System Leakage	7/12	8/12	9/12	10/12	11/12	12/12	1/13	2/13	3/13	4/13	5/13	6/13
Maximum leakage	N/A	N/A	N/A	N/A	N/A	N/A	N/A	N/A	N/A	N/A	N/A	N/A
Technical specification limit	10.0	10.0	10.0	10.0	10.0	10.0	10.0	10.0	10.0	10.0	10.0	10.0
Indicator value	N/A	N/A	N/A	N/A	N/A	N/A	N/A	N/A	N/A	N/A	N/A	N/A
Reactor Coolant System Leakage	7/13	8/13	9/13	10/13	11/13	12/13	1/14	2/14	3/14	4/14	5/14	6/14
Maximum leakage	N/A	N/A	N/A	N/A	0.484	0.299	0.273	0.308	0.203	0.201	0.210	0.217
Technical specification limit	10.0	10.0	10.0	10.0	10.0	10.0	10.0	10.0	10.0	10.0	10.0	10.0
Indicator value	N/A	N/A	N/A	N/A	4.8	3.0	2.7	3.1	2.0	2.0	2.1	2.2

Licensee Comments: none

Drill/Exercise Performance



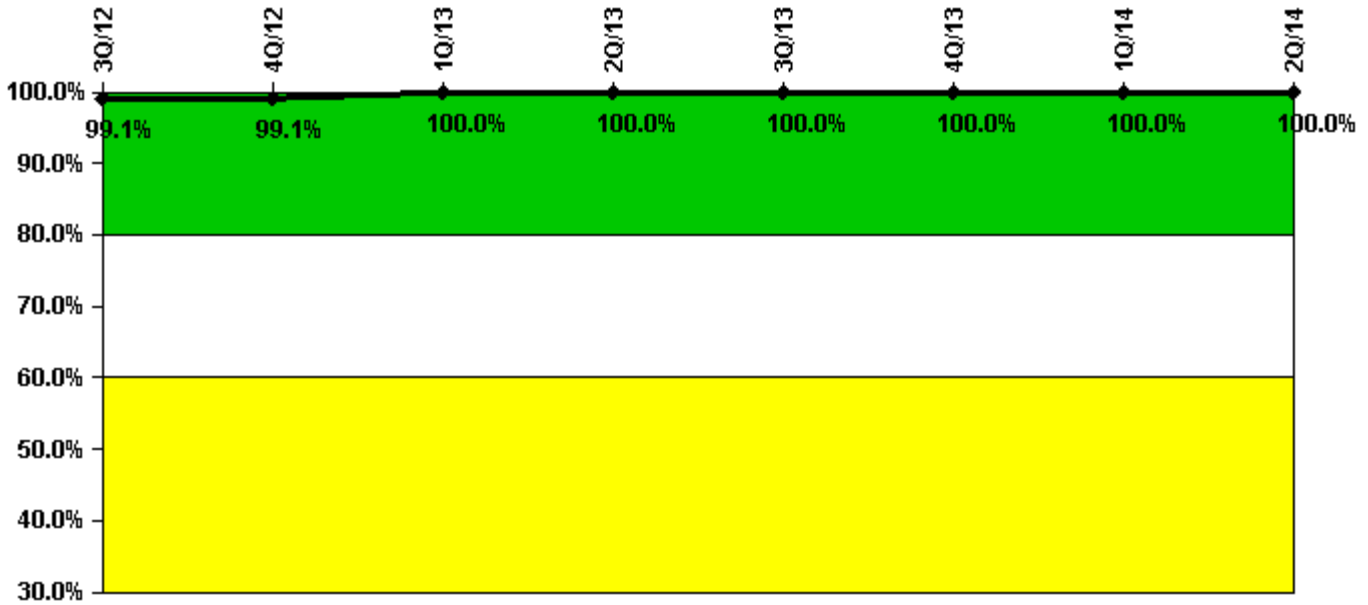
Thresholds: White < 90.0% Yellow < 70.0%

Notes

Drill/Exercise Performance	3Q/12	4Q/12	1Q/13	2Q/13	3Q/13	4Q/13	1Q/14	2Q/14
Successful opportunities	8.0	24.0	16.0	83.0	30.0	27.0	28.0	34.0
Total opportunities	8.0	24.0	16.0	87.0	30.0	29.0	30.0	34.0
Indicator value	95.8%	95.8%	95.3%	95.8%	96.8%	96.3%	96.3%	96.9%

Licensee Comments: none

ERO Drill Participation



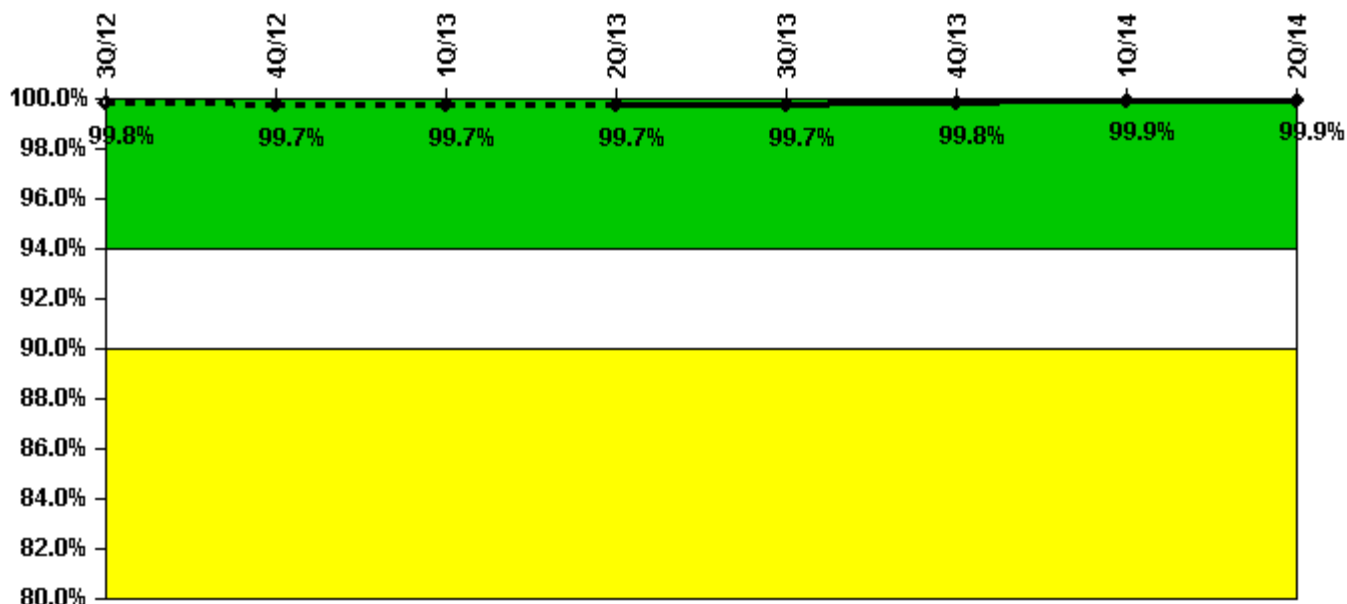
Thresholds: White < 80.0% Yellow < 60.0%

Notes

ERO Drill Participation	3Q/12	4Q/12	1Q/13	2Q/13	3Q/13	4Q/13	1Q/14	2Q/14
Participating Key personnel	108.0	108.0	109.0	105.0	105.0	109.0	110.0	118.0
Total Key personnel	109.0	109.0	109.0	105.0	105.0	109.0	110.0	118.0
Indicator value	99.1%	99.1%	100.0%	100.0%	100.0%	100.0%	100.0%	100.0%

Licensee Comments: none

Alert & Notification System



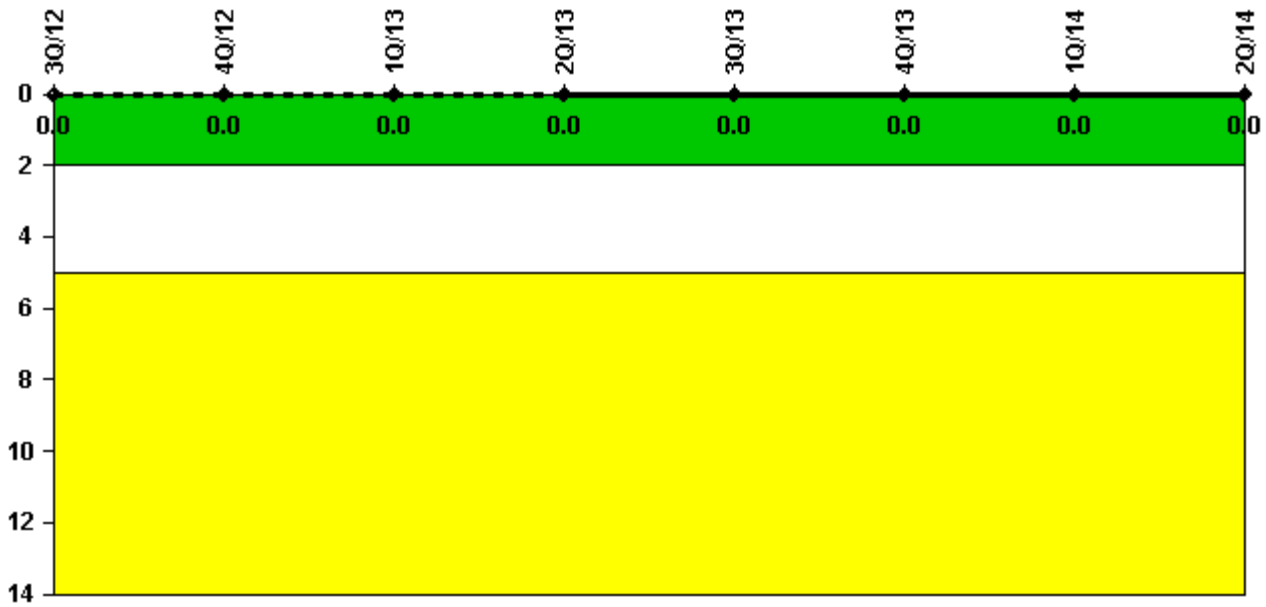
Thresholds: White < 94.0% Yellow < 90.0%

Notes

Alert & Notification System	3Q/12	4Q/12	1Q/13	2Q/13	3Q/13	4Q/13	1Q/14	2Q/14
Successful siren-tests	808	803	704	807	908	706	807	707
Total sirens-tests	808	808	707	808	909	707	808	707
Indicator value	99.8%	99.7%	99.7%	99.7%	99.7%	99.8%	99.9%	99.9%

Licensee Comments: none

Occupational Exposure Control Effectiveness



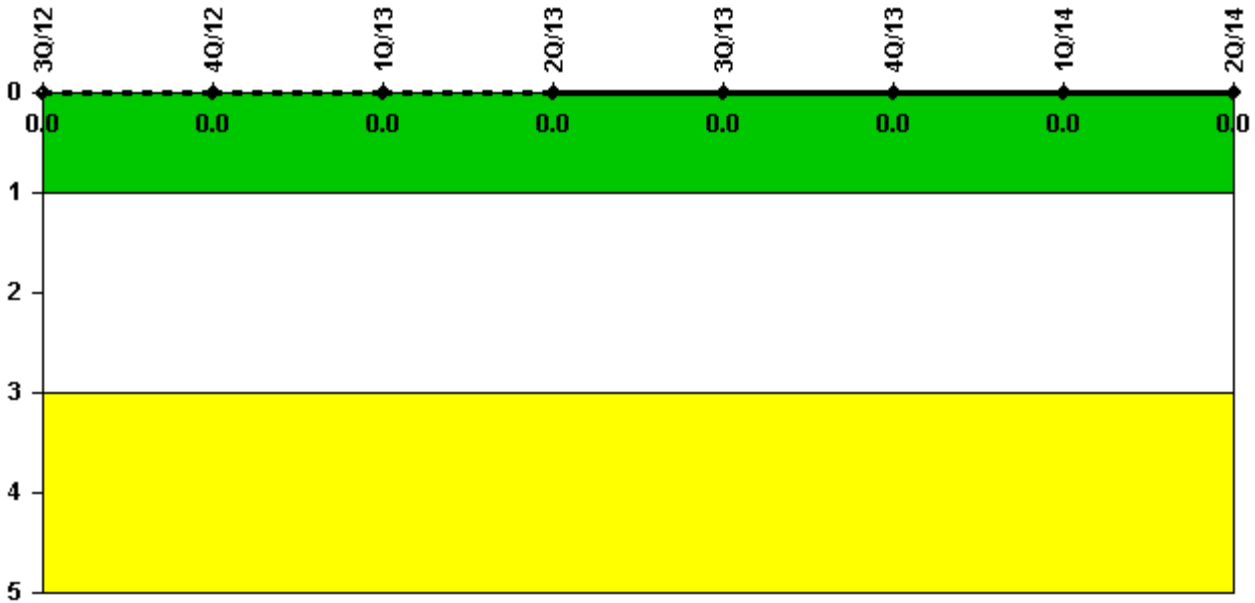
Thresholds: White > 2.0 Yellow > 5.0

Notes

Occupational Exposure Control Effectiveness	3Q/12	4Q/12	1Q/13	2Q/13	3Q/13	4Q/13	1Q/14	2Q/14
High radiation area occurrences	0	0	0	0	0	0	0	0
Very high radiation area occurrences	0	0	0	0	0	0	0	0
Unintended exposure occurrences	0	0	0	0	0	0	0	0
Indicator value	0	0	0	0	0	0	0	0

Licensee Comments: none

RETS/ODCM Radiological Effluent



Thresholds: White > 1.0 Yellow > 3.0

Notes

RETS/ODCM Radiological Effluent	3Q/12	4Q/12	1Q/13	2Q/13	3Q/13	4Q/13	1Q/14	2Q/14
RETS/ODCM occurrences	0	0	0	0	0	0	0	0
Indicator value	0	0	0	0	0	0	0	0

Licensee Comments: none

Although the Security Cornerstone is included in the Reactor Oversight Process assessment program, the Commission has decided that specific information related to findings and performance indicators pertaining to the Security Cornerstone will not be publicly available to ensure that security information is not provided to a possible adversary. Other than the fact that a finding or performance indicator is Green or Greater-Than-Green, security related information will not be displayed on the public web page.

 [Action Matrix Summary](#) | [Inspection Findings Summary](#) | [PI Summary](#) | [Reactor Oversight Process](#)

Last Modified: July 31, 2014