

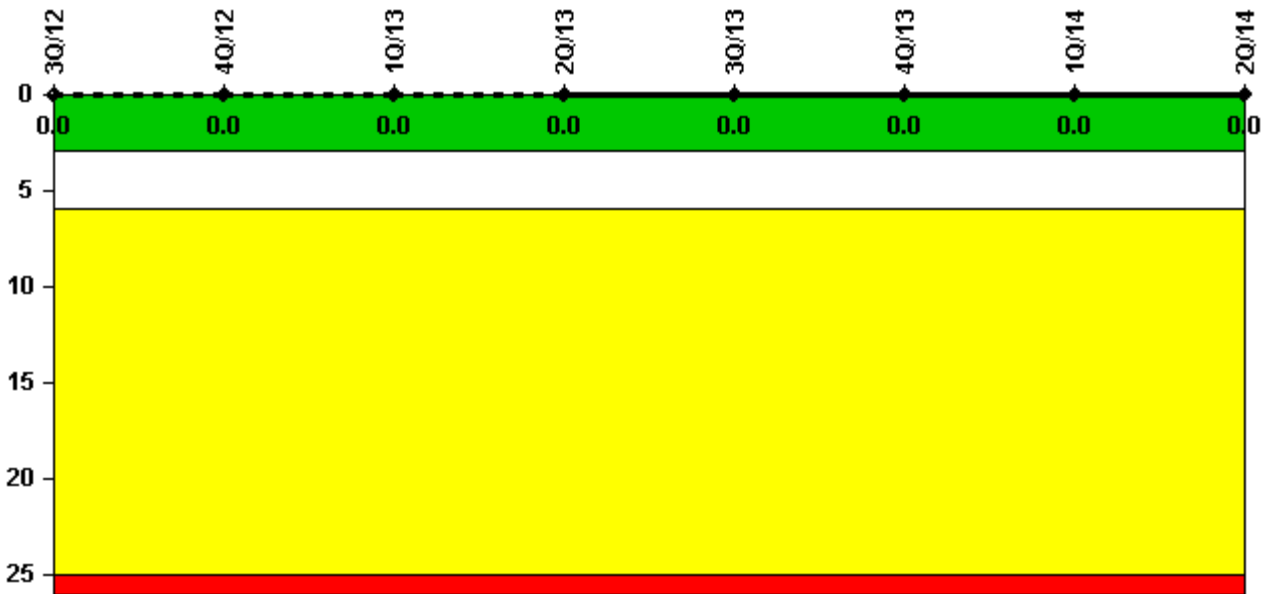
## Farley 2

### 2Q/2014 Performance Indicators

The solid trend line represents the current reporting period.

Licensee's General Comments: none

#### Unplanned Scrams per 7000 Critical Hrs



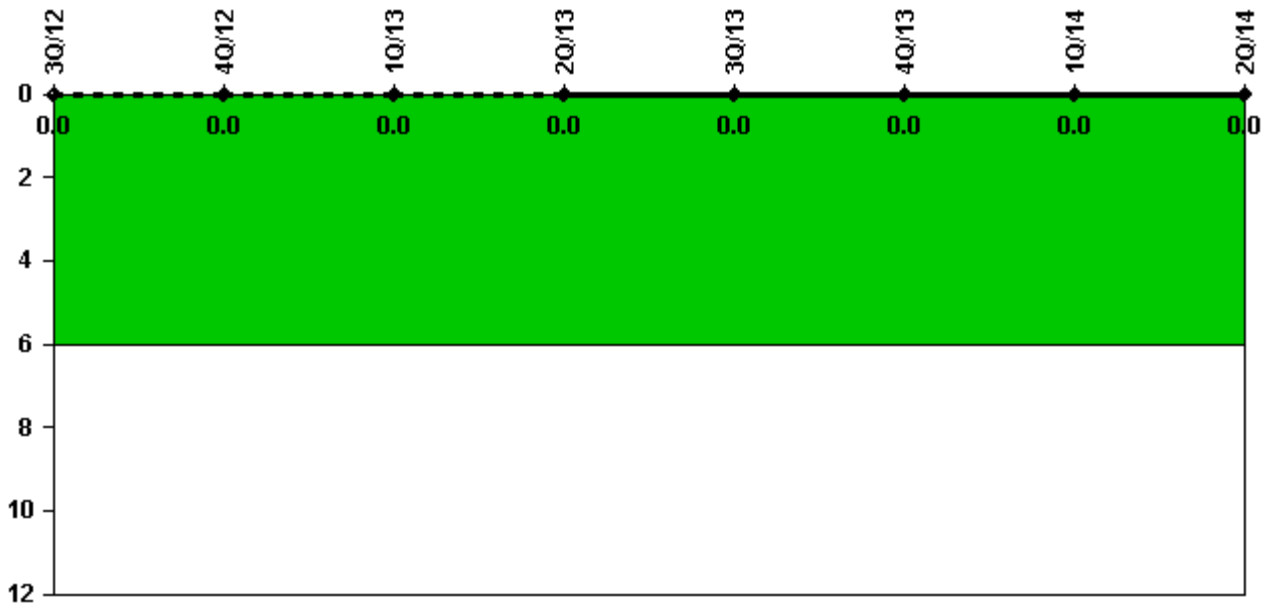
Thresholds: White > 3.0 Yellow > 6.0 Red > 25.0

#### Notes

Unplanned Scrams per 7000 Critical Hrs	3Q/12	4Q/12	1Q/13	2Q/13	3Q/13	4Q/13	1Q/14	2Q/14
Unplanned scrams	0	0	0	0	0	0	0	0
Critical hours	2208.0	2209.0	2159.0	1600.2	2208.0	2209.0	2084.4	2184.0
Indicator value	0	0	0	0	0	0	0	0

Licensee Comments: none

### Unplanned Power Changes per 7000 Critical Hrs



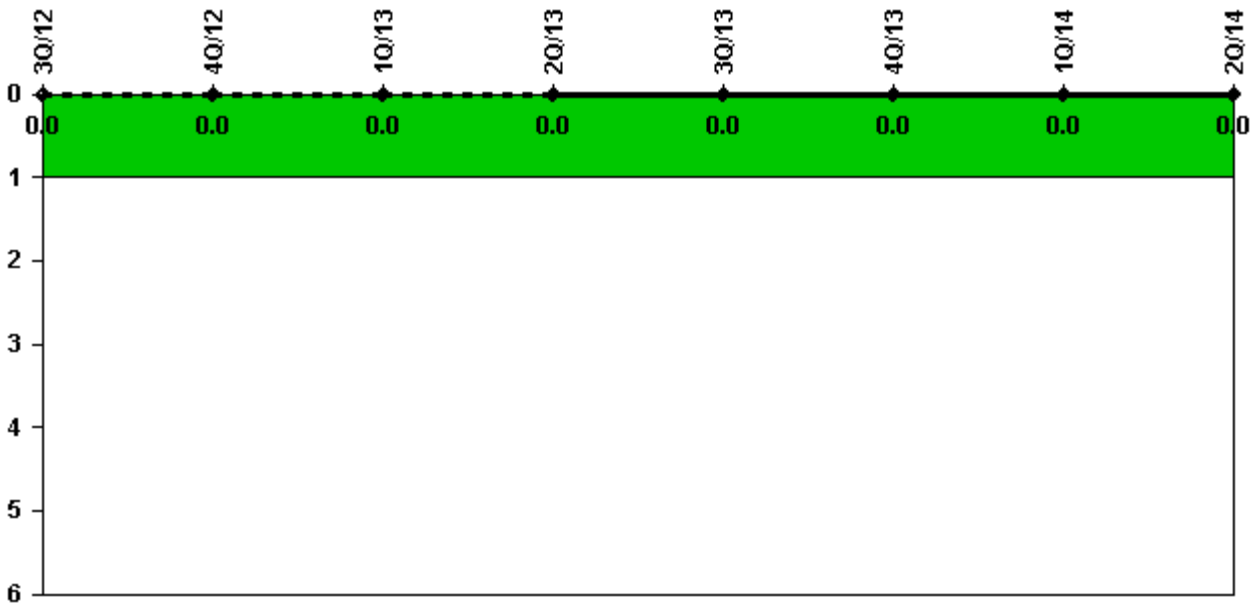
Thresholds: White > 6.0

#### Notes

Unplanned Power Changes per 7000 Critical Hrs	3Q/12	4Q/12	1Q/13	2Q/13	3Q/13	4Q/13	1Q/14	2Q/14
Unplanned power changes	0	0	0	0	0	0	0	0
Critical hours	2208.0	2209.0	2159.0	1600.2	2208.0	2209.0	2084.4	2184.0
<b>Indicator value</b>	<b>0</b>	<b>0</b>	<b>0</b>	<b>0</b>	<b>0</b>	<b>0</b>	<b>0</b>	<b>0</b>

Licensee Comments: none

### Unplanned Scrams with Complications



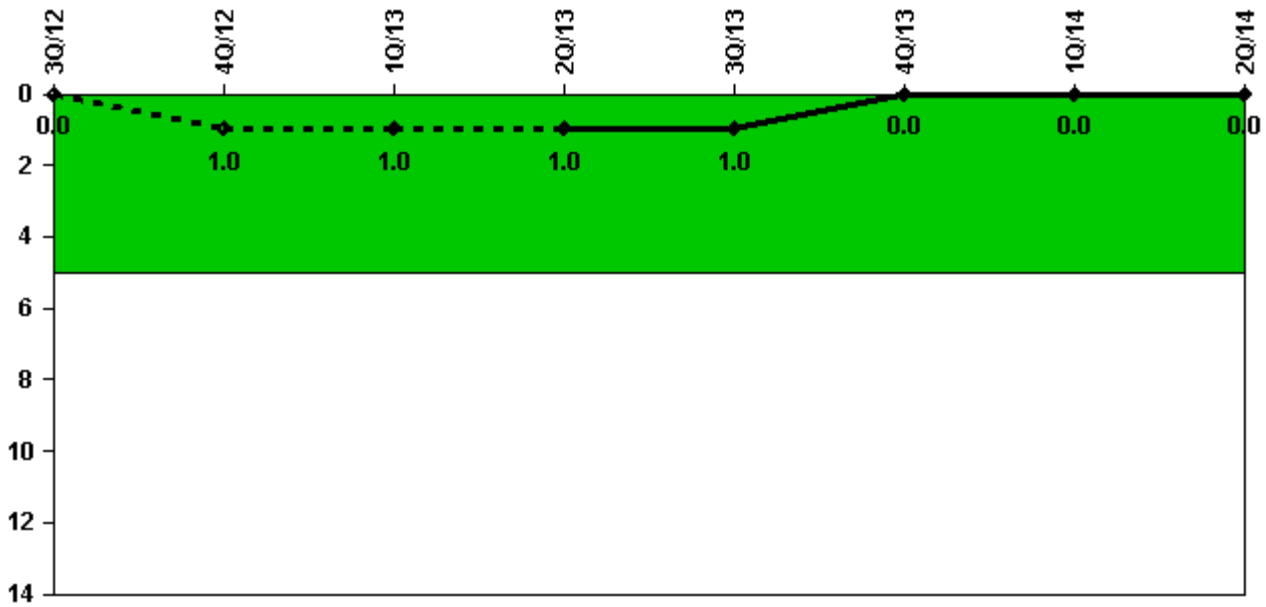
Thresholds: White > 1.0

#### Notes

Unplanned Scrams with Complications	3Q/12	4Q/12	1Q/13	2Q/13	3Q/13	4Q/13	1Q/14	2Q/14
Scrams with complications	0	0	0	0	0	0	0	0
<b>Indicator value</b>	<b>0.0</b>	<b>0.0</b>	<b>0.0</b>	<b>0.0</b>	<b>0.0</b>	<b>0.0</b>	<b>0.0</b>	<b>0.0</b>

Licensee Comments: none

### Safety System Functional Failures (PWR)



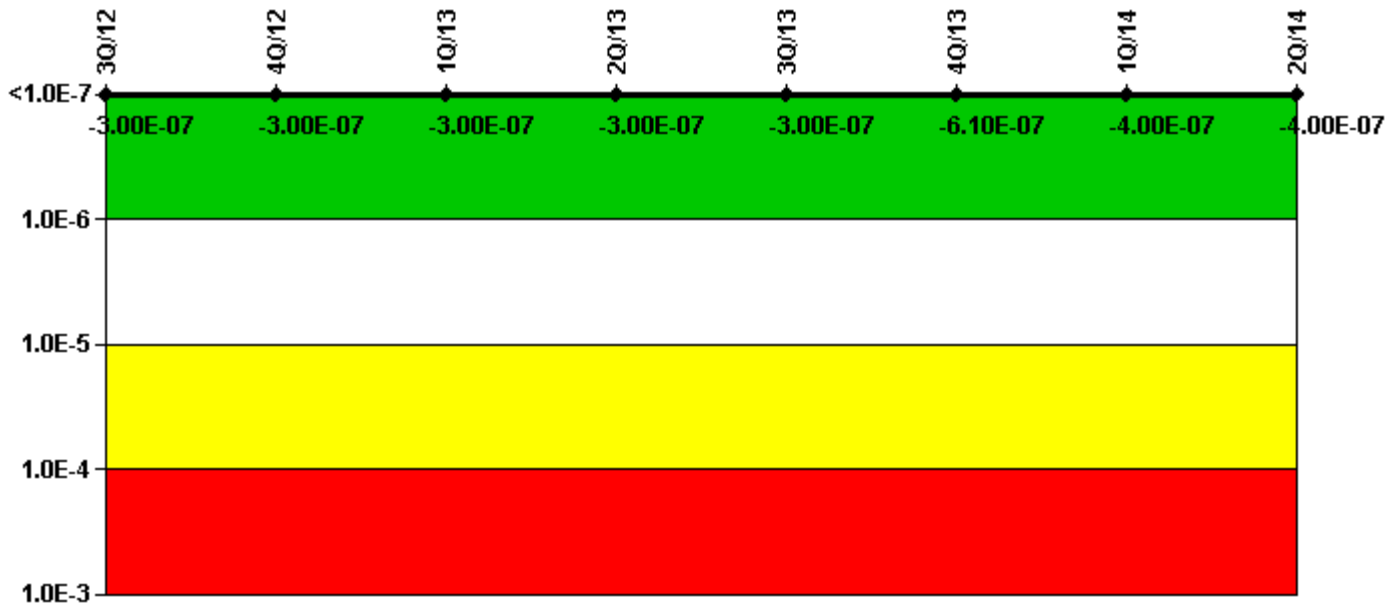
Thresholds: White > 5.0

#### Notes

Safety System Functional Failures (PWR)	3Q/12	4Q/12	1Q/13	2Q/13	3Q/13	4Q/13	1Q/14	2Q/14
Safety System Functional Failures	0	1	0	0	0	0	0	0
<b>Indicator value</b>	<b>0</b>	<b>1</b>	<b>1</b>	<b>1</b>	<b>1</b>	<b>0</b>	<b>0</b>	<b>0</b>

Licensee Comments: none

### Mitigating Systems Performance Index, Emergency AC Power System



Thresholds: White > 1.00E-6 Yellow > 1.00E-5 Red > 1.00E-4

#### Notes

Mitigating Systems Performance Index, Emergency AC Power System	3Q/12	4Q/12	1Q/13	2Q/13	3Q/13	4Q/13	1Q/14	2Q/14
UAI ( $\Delta$ CDF)	-2.55E-08	-2.55E-08	-2.55E-08	-2.56E-08	-2.56E-08	-4.86E-08	-3.59E-08	-3.59E-08
URI ( $\Delta$ CDF)	-2.77E-07	-2.77E-07	-2.77E-07	-2.77E-07	-2.77E-07	-5.59E-07	-3.60E-07	-3.60E-07
PLE	NO	NO	NO	NO	NO	NO	NO	NO
Indicator value	-3.00E-07	-3.00E-07	-3.00E-07	-3.00E-07	-3.00E-07	-6.10E-07	-4.00E-07	-4.00E-07

Licensee Comments:

1Q/14: Changed PRA Parameter(s).

4Q/13: Changed PRA Parameter(s).

3Q/13: Changed PRA Parameter(s).


2Q/13: Changed PRA Parameter(s).

1Q/13: Changed PRA Parameter(s).

4Q/12: Changed PRA Parameter(s).

3Q/12: Changed PRA Parameter(s).

### Mitigating Systems Performance Index, High Pressure Injection System



Thresholds: White > 1.00E-6 Yellow > 1.00E-5 Red > 1.00E-4

#### Notes

Mitigating Systems Performance Index, High Pressure Injection System	3Q/12	4Q/12	1Q/13	2Q/13	3Q/13	4Q/13	1Q/14	2Q/14
UAI ( $\Delta$ CDF)	8.26E-11	5.58E-11	-3.43E-10	-3.72E-10	-3.93E-10	-3.22E-08	1.56E-07	1.82E-07
URI ( $\Delta$ CDF)	-7.23E-09	-7.23E-09	-7.23E-09	-7.23E-09	-7.23E-09	-2.82E-08	-2.82E-08	-2.82E-08
PLE	NO	NO	NO	NO	NO	NO	NO	NO
Indicator value	-7.20E-09	-7.20E-09	-7.60E-09	-7.60E-09	-7.60E-09	-6.00E-08	1.30E-07	1.50E-07

#### Licensee Comments:

1Q/14: Changed PRA Parameter(s).

4Q/13: Changed PRA Parameter(s).

3Q/13: Changed PRA Parameter(s).

3Q/13: Changed PRA Parameter(s).

2Q/13: Changed PRA Parameter(s).

2Q/13: Changed PRA Parameter(s).

1Q/13: Changed PRA Parameter(s).

1Q/13: Changed PRA Parameter(s).

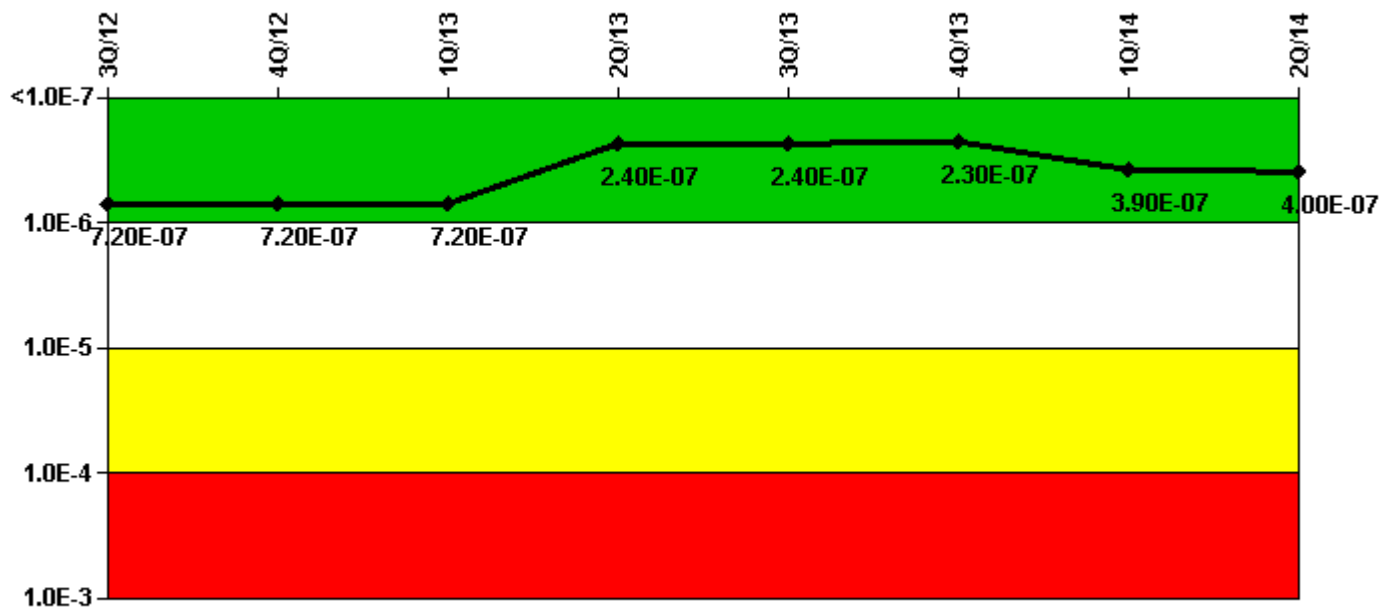
4Q/12: Changed PRA Parameter(s).

4Q/12: Changed PRA Parameter(s).

3Q/12: Changed PRA Parameter(s).

3Q/12: Changed PRA Parameter(s).

### Mitigating Systems Performance Index, Heat Removal System



Thresholds: White > 1.00E-6 Yellow > 1.00E-5 Red > 1.00E-4

### Notes

Mitigating Systems Performance Index, Heat Removal System	3Q/12	4Q/12	1Q/13	2Q/13	3Q/13	4Q/13	1Q/14	2Q/14
UAI (ΔCDF)	-9.98E-09	-1.02E-08	-1.29E-08	-1.40E-08	-1.40E-08	-6.99E-09	1.51E-07	1.63E-07
URI (ΔCDF)	7.29E-07	7.29E-07	7.29E-07	2.57E-07	2.57E-07	2.36E-07	2.36E-07	2.36E-07
PLE	NO	NO	NO	NO	NO	NO	NO	NO

Indicator value	7.20E-07	7.20E-07	7.20E-07	2.40E-07	2.40E-07	2.30E-07	3.90E-07	4.00E-07
-----------------	----------	----------	----------	----------	----------	----------	----------	----------

Licensee Comments:

1Q/14: Changed PRA Parameter(s).

4Q/13: Changed PRA Parameter(s).

3Q/13: Changed PRA Parameter(s).

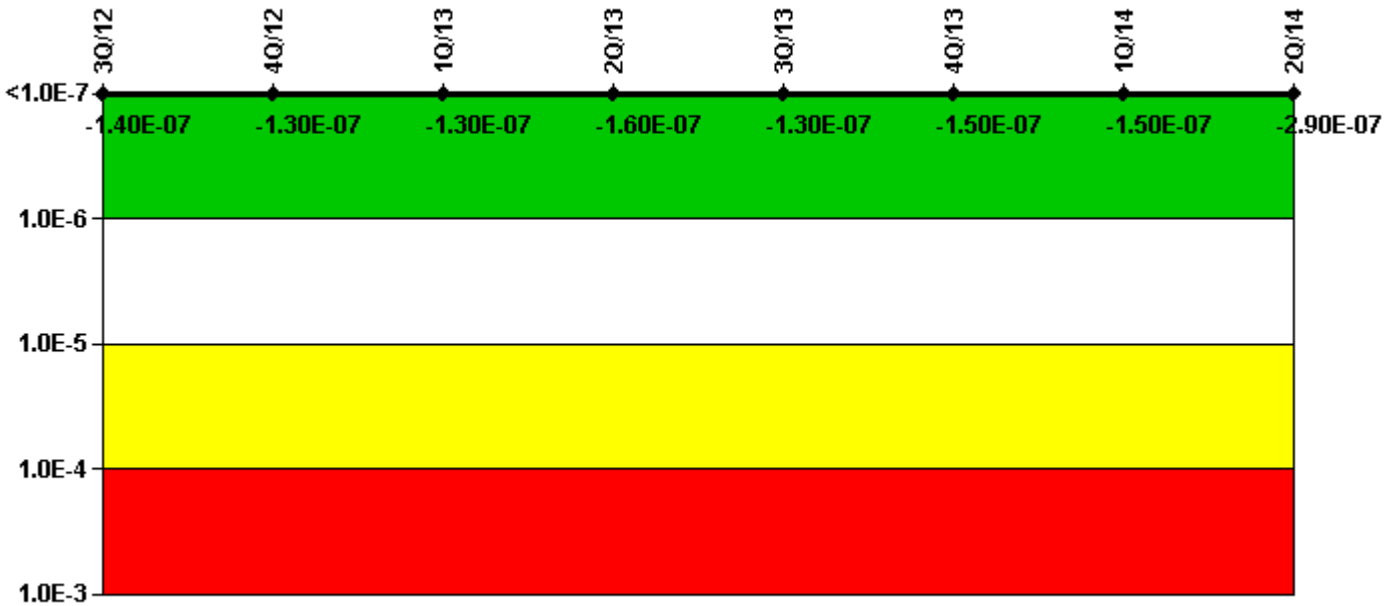
2Q/13: Changed PRA Parameter(s).

1Q/13: Changed PRA Parameter(s).

4Q/12: Changed PRA Parameter(s).

3Q/12: Changed PRA Parameter(s).

### Mitigating Systems Performance Index, Residual Heat Removal System



Thresholds: White > 1.00E-6 Yellow > 1.00E-5 Red > 1.00E-4

Notes

Mitigating Systems Performance Index, Residual Heat Removal System	3Q/12	4Q/12	1Q/13	2Q/13	3Q/13	4Q/13	1Q/14	2Q/14
				-1.45E-				-6.44E-




UAI (ΔCDF)	4.41E-09	1.49E-08	1.82E-08	08	1.96E-08	7.90E-08	7.34E-08	08
URI (ΔCDF)	-1.48E-07	-1.48E-07	-1.48E-07	-1.48E-07	-1.48E-07	-2.25E-07	-2.25E-07	-2.25E-07
PLE	NO	NO	NO	NO	NO	NO	NO	NO
Indicator value	-1.40E-07	-1.30E-07	-1.30E-07	-1.60E-07	-1.30E-07	-1.50E-07	-1.50E-07	-2.90E-07

Licensee Comments:

- 1Q/14: Changed PRA Parameter(s).
- 4Q/13: Changed PRA Parameter(s).
- 3Q/13: Changed PRA Parameter(s).
- 2Q/13: Changed PRA Parameter(s).
- 1Q/13: Changed PRA Parameter(s).
- 4Q/12: Changed PRA Parameter(s).
- 3Q/12: Changed PRA Parameter(s).

### Mitigating Systems Performance Index, Cooling Water Systems



Thresholds: White > 1.00E-6 Yellow > 1.00E-5 Red > 1.00E-4

**Notes**

<b>Mitigating Systems Performance Index, Cooling Water Systems</b>	<b>3Q/12</b>	<b>4Q/12</b>	<b>1Q/13</b>	<b>2Q/13</b>	<b>3Q/13</b>	<b>4Q/13</b>	<b>1Q/14</b>	<b>2Q/14</b>
UAI ( $\Delta$ CDF)	-8.03E-08	-8.04E-08	-8.17E-08	-6.51E-08	-6.56E-08	5.48E-08	1.67E-08	1.86E-08
URI ( $\Delta$ CDF)	7.63E-08	7.63E-08	1.31E-07	1.31E-07	7.61E-08	-2.12E-07	-2.12E-07	-2.12E-07
PLE	NO	NO	NO	NO	NO	NO	NO	NO
<b>Indicator value</b>	<b>-4.10E-09</b>	<b>-4.10E-09</b>	<b>4.90E-08</b>	<b>6.60E-08</b>	<b>1.10E-08</b>	<b>-1.60E-07</b>	<b>-1.90E-07</b>	<b>-1.90E-07</b>

## Licensee Comments:

1Q/14: Changed PRA Parameter(s).

4Q/13: Changed PRA Parameter(s).

3Q/13: Changed PRA Parameter(s).

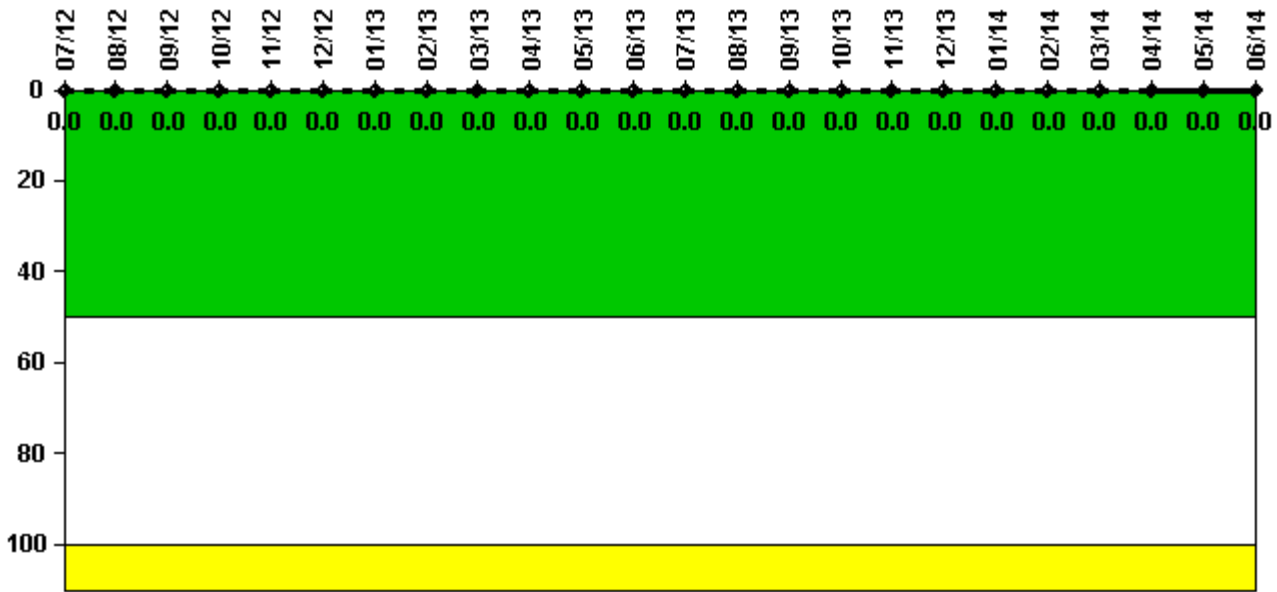
2Q/13: Changed PRA Parameter(s).

1Q/13: Changed PRA Parameter(s).

4Q/12: Changed PRA Parameter(s).

3Q/12: Changed PRA Parameter(s).

### Reactor Coolant System Activity



Thresholds: White > 50.0 Yellow > 100.0

#### Notes

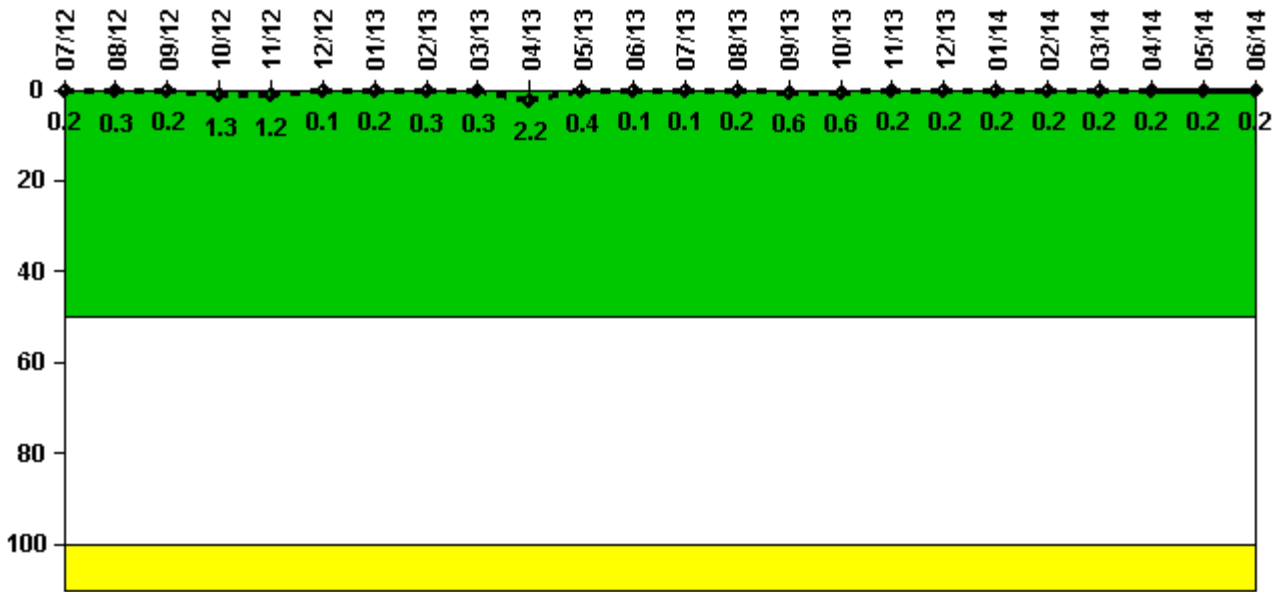
Reactor Coolant System Activity	7/12	8/12	9/12	10/12	11/12	12/12	1/13	2/13	3/13	4/13	5/13	6/13
Maximum activity	0.000038	0.000046	0.000045	0.000041	0.000046	0.000045	0.000046	0.000162	0.000048	0.000050	0.000028	0
Technical specification limit	0.5	0.5	0.5	0.5	0.5	0.5	0.5	0.5	0.5	0.5	0.5	0.5
Indicator value	0	0	0	0	0	0	0	0	0	0	0	0

Reactor Coolant System Activity	7/13	8/13	9/13	10/13	11/13	12/13	1/14	2/14	3/14	4/14	5/14	6/14
Maximum activity	0.000031	0.000034	0.000054	0.000037	0.000037	0.000040	0.000036	0.000038	0.000043	0.000043	0.000168	0.000067
Technical specification limit	0.5	0.5	0.5	0.5	0.5	0.5	0.5	0.5	0.5	0.5	0.5	0.5
Indicator value	0	0	0	0	0	0	0	0	0	0	0	0

Licensee Comments: none

### Reactor Coolant System Leakage



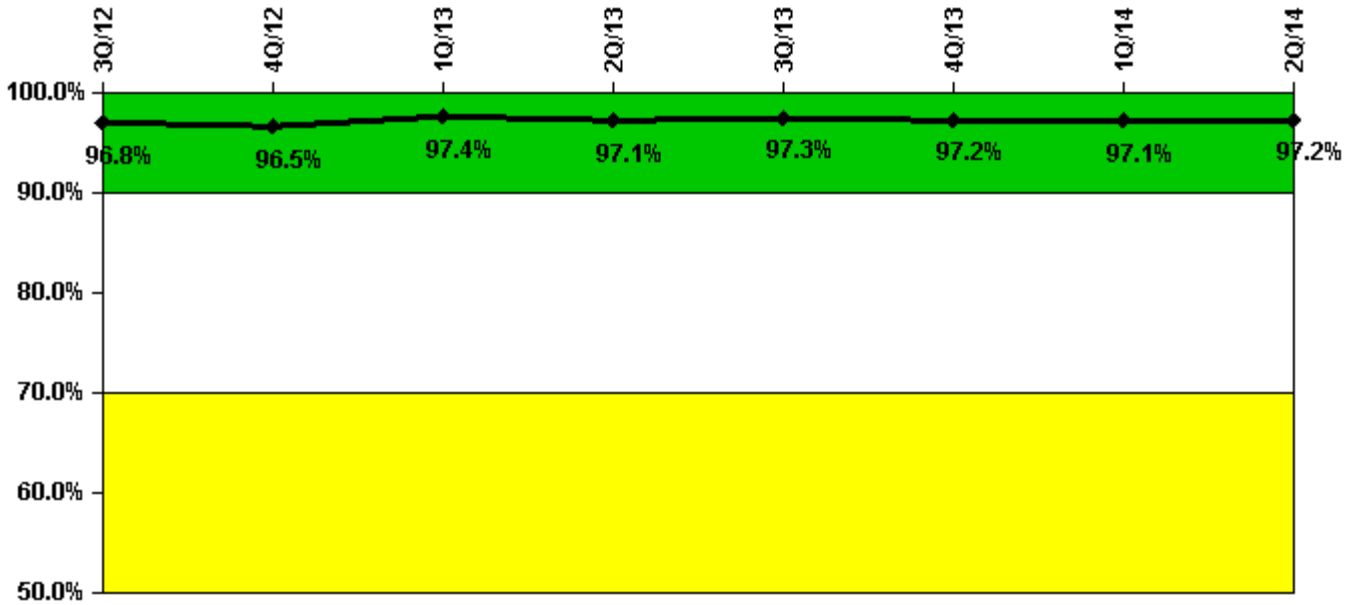
Thresholds: White > 50.0 Yellow > 100.0

#### Notes

Reactor Coolant System Leakage	7/12	8/12	9/12	10/12	11/12	12/12	1/13	2/13	3/13	4/13	5/13	6/13
Maximum leakage	0.015	0.025	0.019	0.125	0.121	0.014	0.019	0.025	0.029	0.216	0.036	0.014
Technical specification limit	10.0	10.0	10.0	10.0	10.0	10.0	10.0	10.0	10.0	10.0	10.0	10.0
<b>Indicator value</b>	<b>0.2</b>	<b>0.3</b>	<b>0.2</b>	<b>1.3</b>	<b>1.2</b>	<b>0.1</b>	<b>0.2</b>	<b>0.3</b>	<b>0.3</b>	<b>2.2</b>	<b>0.4</b>	<b>0.1</b>
Reactor Coolant System Leakage	7/13	8/13	9/13	10/13	11/13	12/13	1/14	2/14	3/14	4/14	5/14	6/14
Maximum leakage	0.014	0.017	0.063	0.055	0.015	0.019	0.017	0.016	0.019	0.018	0.017	0.015
Technical specification limit	10.0	10.0	10.0	10.0	10.0	10.0	10.0	10.0	10.0	10.0	10.0	10.0
<b>Indicator value</b>	<b>0.1</b>	<b>0.2</b>	<b>0.6</b>	<b>0.6</b>	<b>0.2</b>	<b>0.2</b>	<b>0.2</b>	<b>0.2</b>	<b>0.2</b>	<b>0.2</b>	<b>0.2</b>	<b>0.2</b>

Licensee Comments: none

### Drill/Exercise Performance



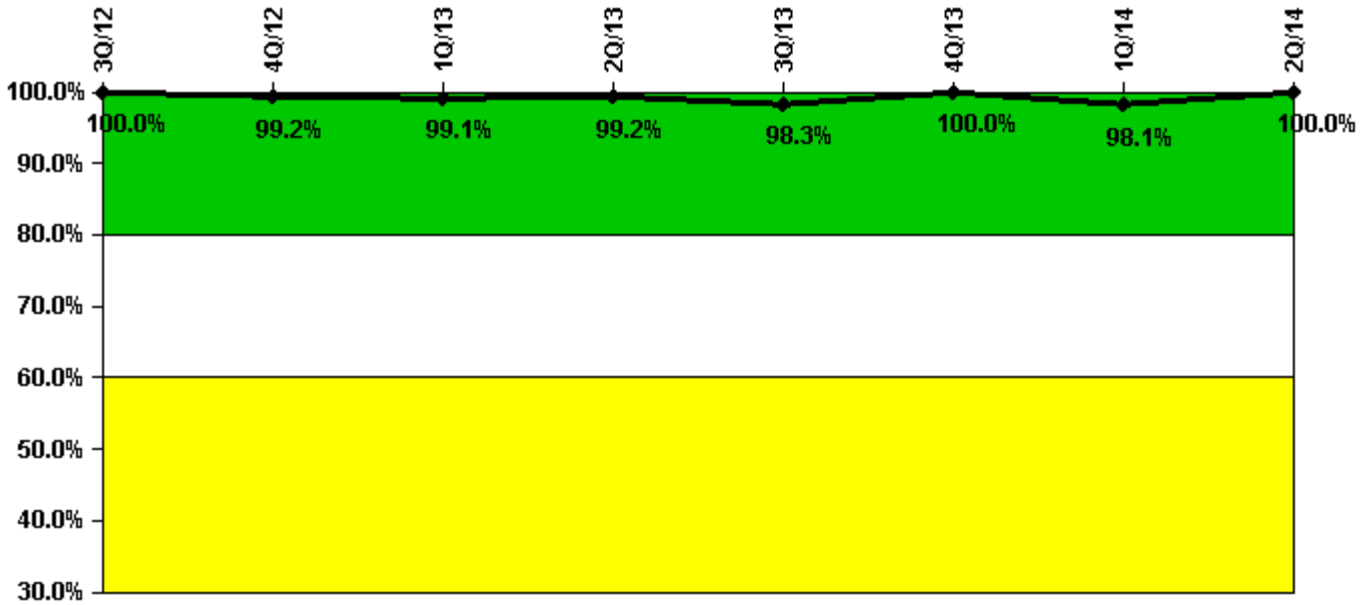
Thresholds: White < 90.0% Yellow < 70.0%

#### Notes

Drill/Exercise Performance	3Q/12	4Q/12	1Q/13	2Q/13	3Q/13	4Q/13	1Q/14	2Q/14
Successful opportunities	62.0	45.0	40.0	47.0	46.0	18.0	27.0	24.0
Total opportunities	64.0	47.0	40.0	50.0	46.0	18.0	28.0	25.0
Indicator value	96.8%	96.5%	97.4%	97.1%	97.3%	97.2%	97.1%	97.2%

Licensee Comments: none

### ERO Drill Participation



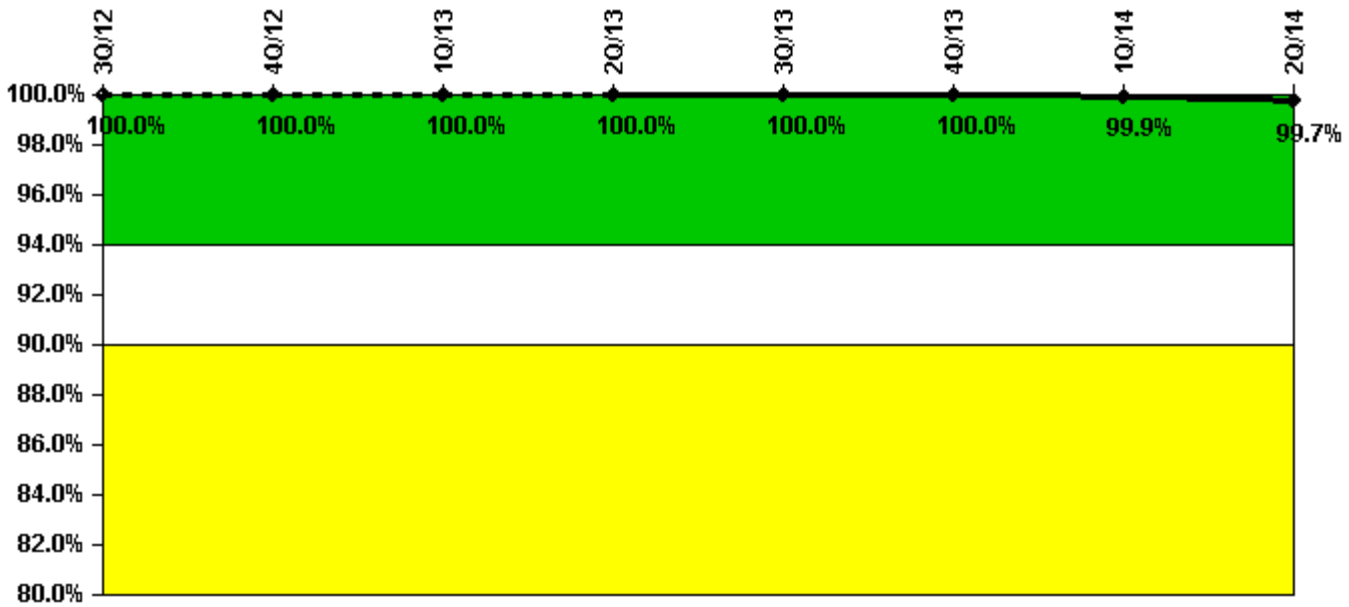
Thresholds: White < 80.0% Yellow < 60.0%

#### Notes

ERO Drill Participation	3Q/12	4Q/12	1Q/13	2Q/13	3Q/13	4Q/13	1Q/14	2Q/14
Participating Key personnel	123.0	122.0	108.0	117.0	117.0	121.0	103.0	109.0
Total Key personnel	123.0	123.0	109.0	118.0	119.0	121.0	105.0	109.0
Indicator value	100.0%	99.2%	99.1%	99.2%	98.3%	100.0%	98.1%	100.0%

Licensee Comments: none

### Alert & Notification System



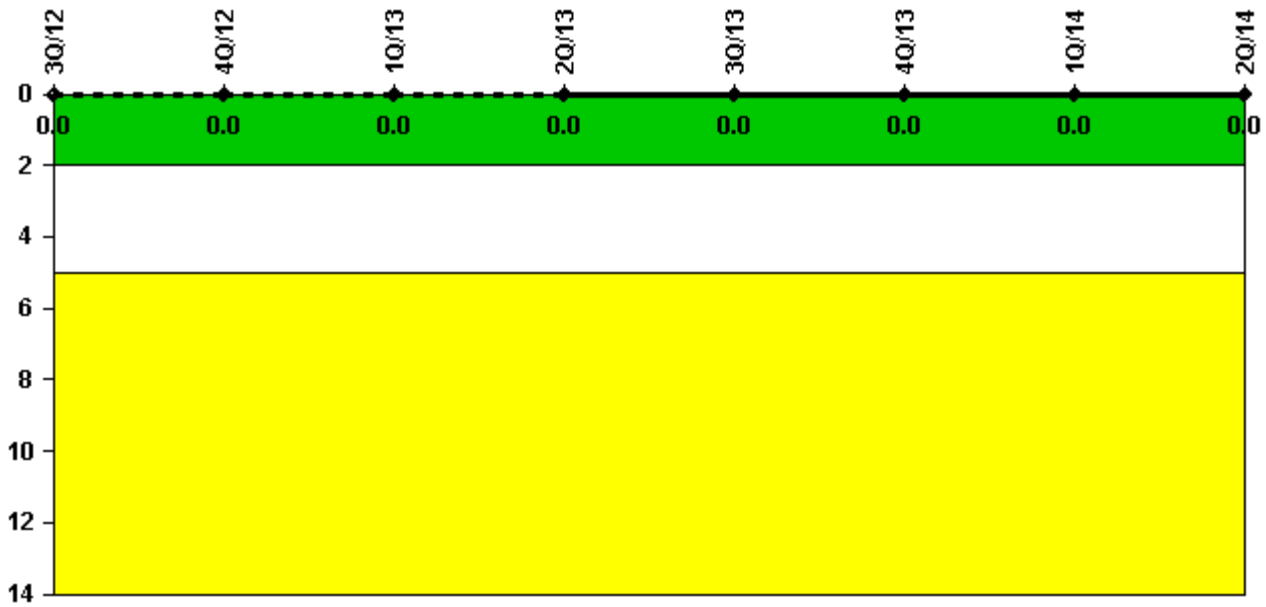
Thresholds: White < 94.0% Yellow < 90.0%

#### Notes

Alert & Notification System	3Q/12	4Q/12	1Q/13	2Q/13	3Q/13	4Q/13	1Q/14	2Q/14
Successful siren-tests	39	42	42	42	42	42	1156	1043
Total sirens-tests	39	42	42	42	42	42	1157	1049
<b>Indicator value</b>	<b>100.0%</b>	<b>100.0%</b>	<b>100.0%</b>	<b>100.0%</b>	<b>100.0%</b>	<b>100.0%</b>	<b>99.9%</b>	<b>99.7%</b>

Licensee Comments: none

### Occupational Exposure Control Effectiveness



Thresholds: White > 2.0 Yellow > 5.0

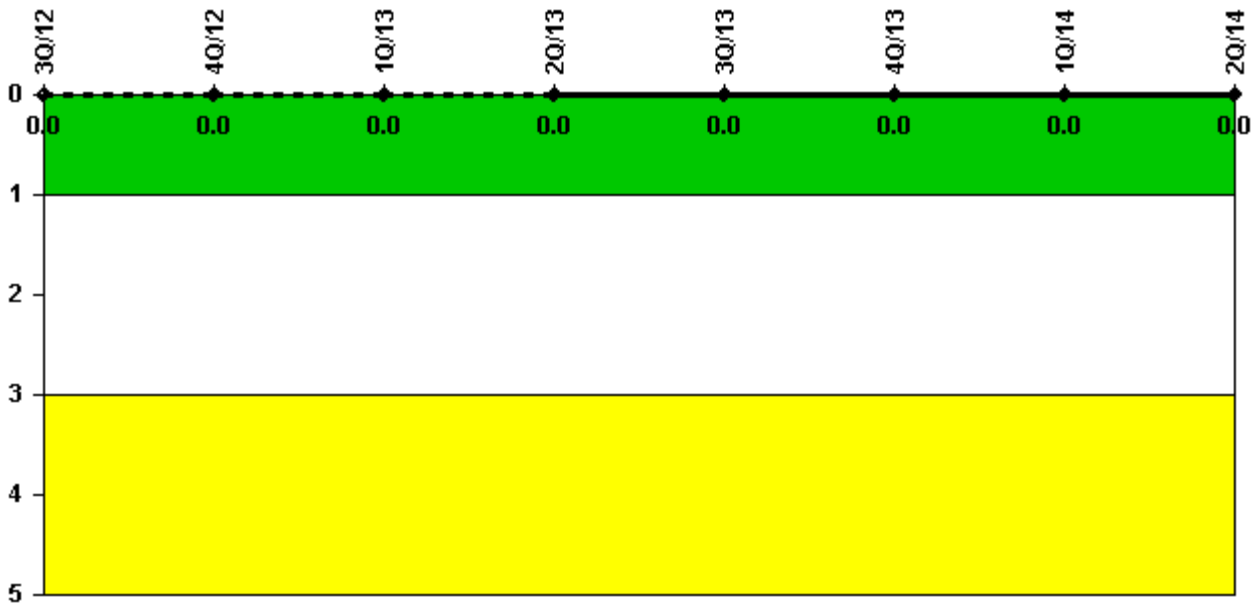
#### Notes

Occupational Exposure Control Effectiveness	3Q/12	4Q/12	1Q/13	2Q/13	3Q/13	4Q/13	1Q/14	2Q/14
High radiation area occurrences	0	0	0	0	0	0	0	0
Very high radiation area occurrences	0	0	0	0	0	0	0	0
Unintended exposure occurrences	0	0	0	0	0	0	0	0
<b>Indicator value</b>	<b>0</b>	<b>0</b>	<b>0</b>	<b>0</b>	<b>0</b>	<b>0</b>	<b>0</b>	<b>0</b>

Licensee Comments: none



### RETS/ODCM Radiological Effluent



Thresholds: White > 1.0 Yellow > 3.0

#### Notes

RETS/ODCM Radiological Effluent	3Q/12	4Q/12	1Q/13	2Q/13	3Q/13	4Q/13	1Q/14	2Q/14
RETS/ODCM occurrences	0	0	0	0	0	0	0	0
<b>Indicator value</b>	<b>0</b>	<b>0</b>	<b>0</b>	<b>0</b>	<b>0</b>	<b>0</b>	<b>0</b>	<b>0</b>

Licensee Comments: none

Although the Security Cornerstone is included in the Reactor Oversight Process assessment program, the Commission has decided that specific information related to findings and performance indicators pertaining to the Security Cornerstone will not be publicly available to ensure that security information is not provided to a possible adversary. Other than the fact that a finding or performance indicator is Green or Greater-Than-Green, security related information will not be displayed on the public web page.

 [Action Matrix Summary](#) | [Inspection Findings Summary](#) | [PI Summary](#) | [Reactor Oversight Process](#)

*Last Modified: July 31, 2014*