

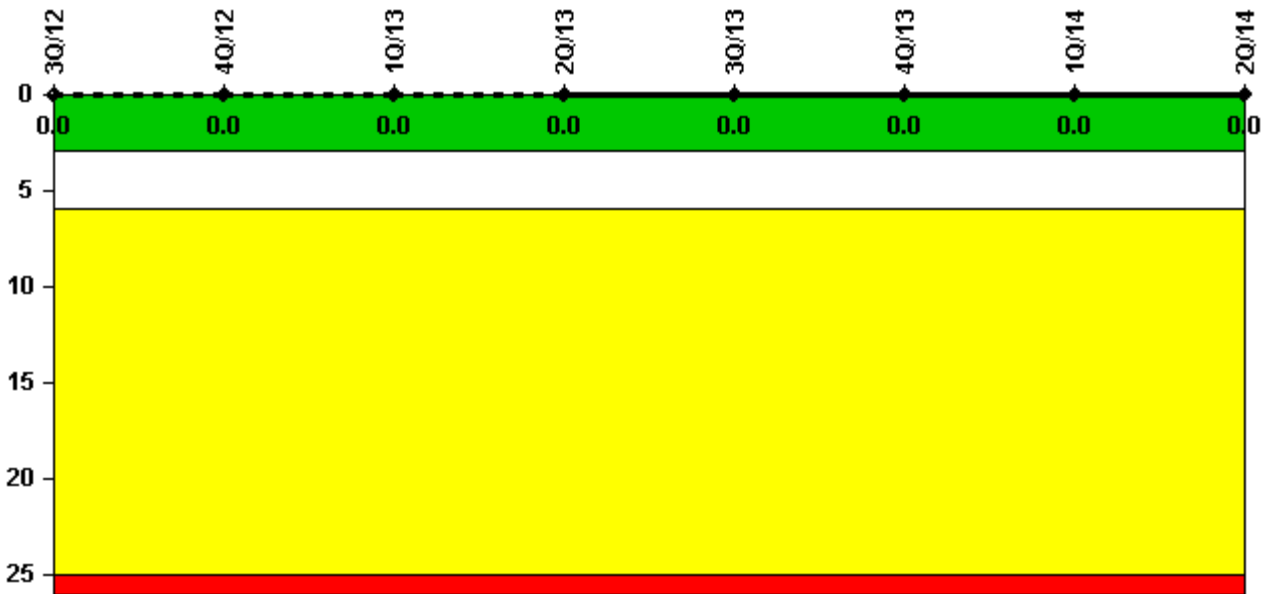
Duane Arnold

2Q/2014 Performance Indicators

The solid trend line represents the current reporting period.

Licensee's General Comments: none

Unplanned Scrams per 7000 Critical Hrs



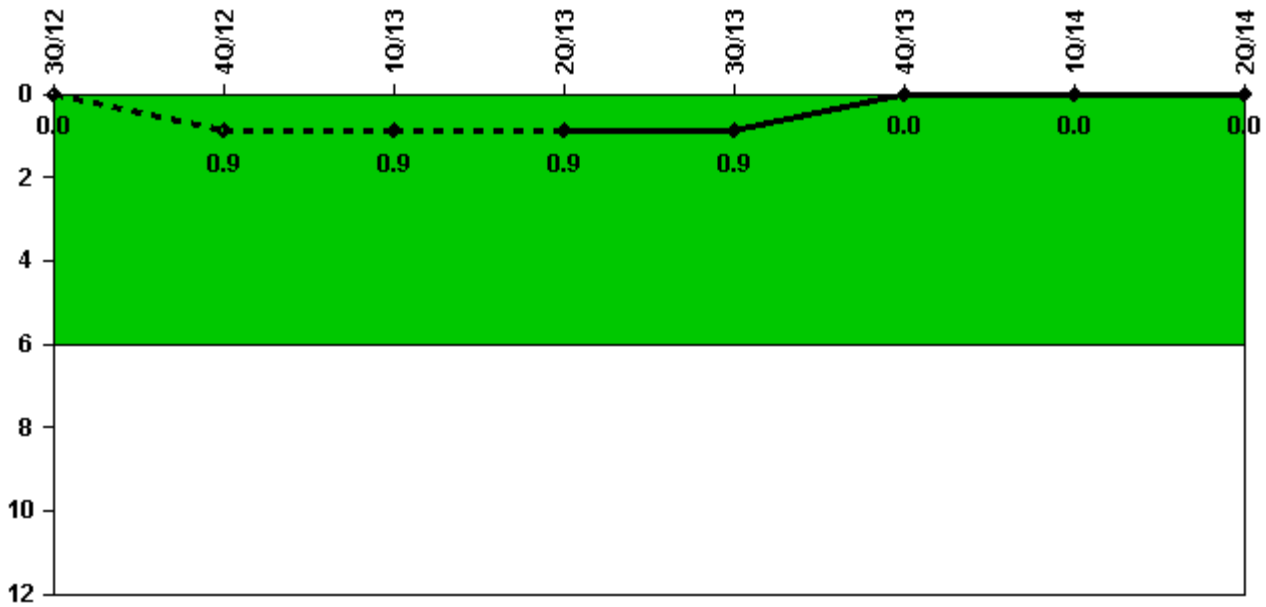
Thresholds: White > 3.0 Yellow > 6.0 Red > 25.0

Notes

Unplanned Scrams per 7000 Critical Hrs	3Q/12	4Q/12	1Q/13	2Q/13	3Q/13	4Q/13	1Q/14	2Q/14
Unplanned scrams	0	0	0	0	0	0	0	0
Critical hours	2208.0	878.3	2159.0	2184.0	2208.0	2209.0	2159.0	2184.0
Indicator value	0	0	0	0	0	0	0	0

Licensee Comments: none

Unplanned Power Changes per 7000 Critical Hrs



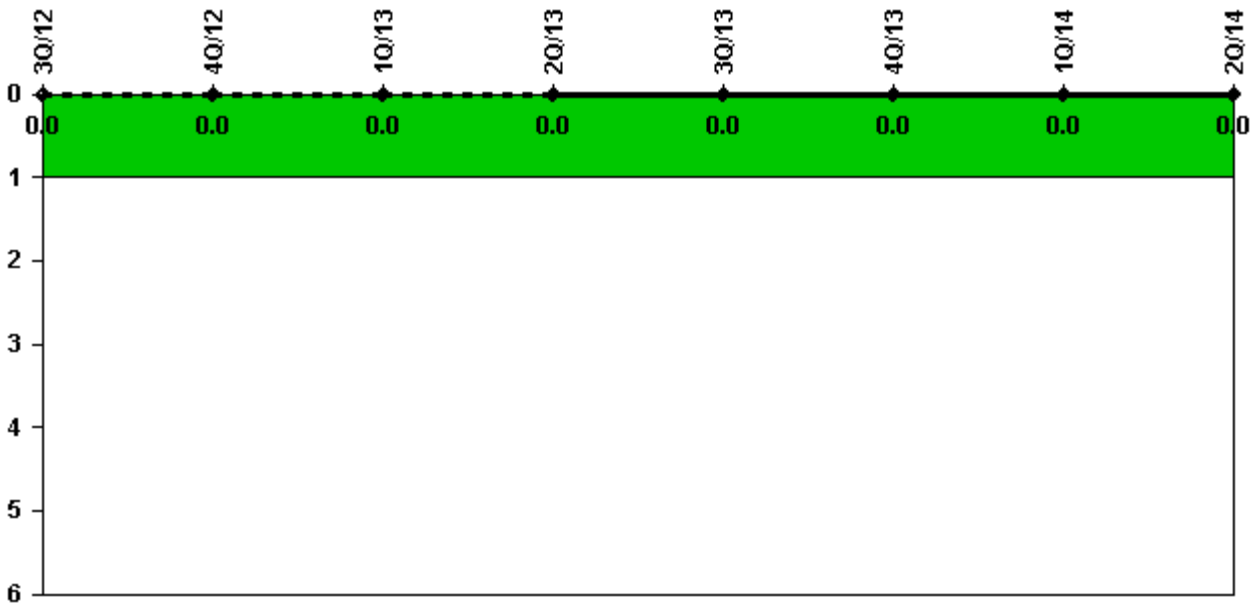
Thresholds: White > 6.0

Notes

Unplanned Power Changes per 7000 Critical Hrs	3Q/12	4Q/12	1Q/13	2Q/13	3Q/13	4Q/13	1Q/14	2Q/14
Unplanned power changes	0	1.0	0	0	0	0	0	0
Critical hours	2208.0	878.3	2159.0	2184.0	2208.0	2209.0	2159.0	2184.0
Indicator value	0	0.9	0.9	0.9	0.9	0	0	0

Licensee Comments: none

Unplanned Scrams with Complications



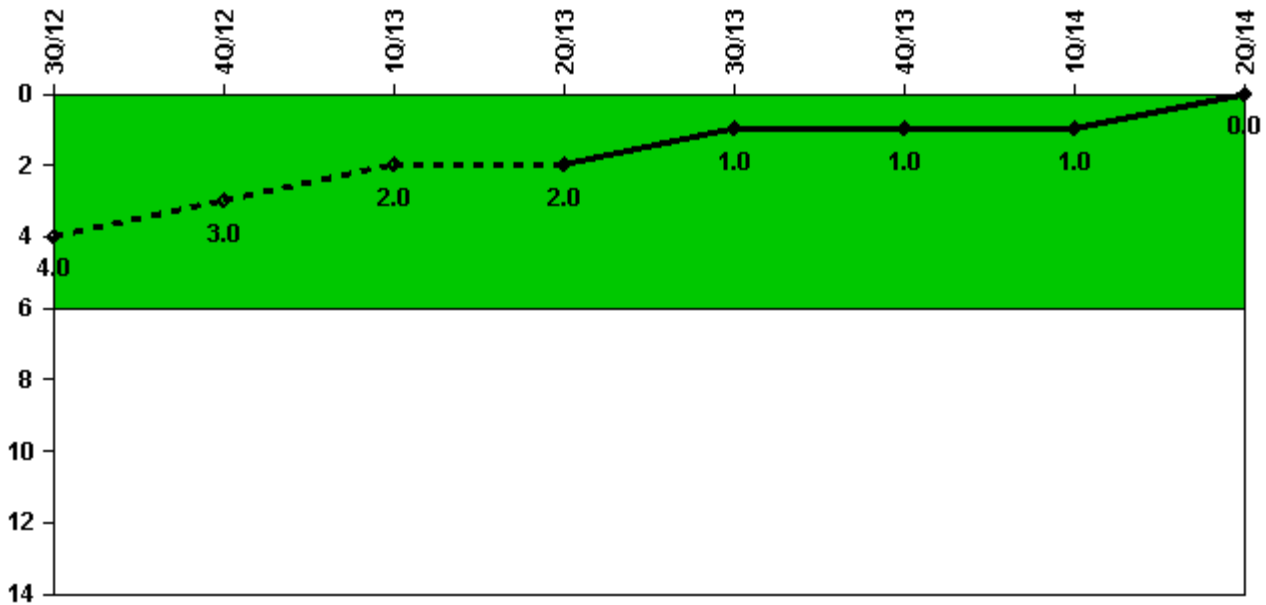
Thresholds: White > 1.0

Notes

Unplanned Scrams with Complications	3Q/12	4Q/12	1Q/13	2Q/13	3Q/13	4Q/13	1Q/14	2Q/14
Scrams with complications	0	0	0	0	0	0	0	0
Indicator value	0.0	0.0	0.0	0.0	0.0	0.0	0.0	0.0

Licensee Comments: none

Safety System Functional Failures (BWR)



Thresholds: White > 6.0

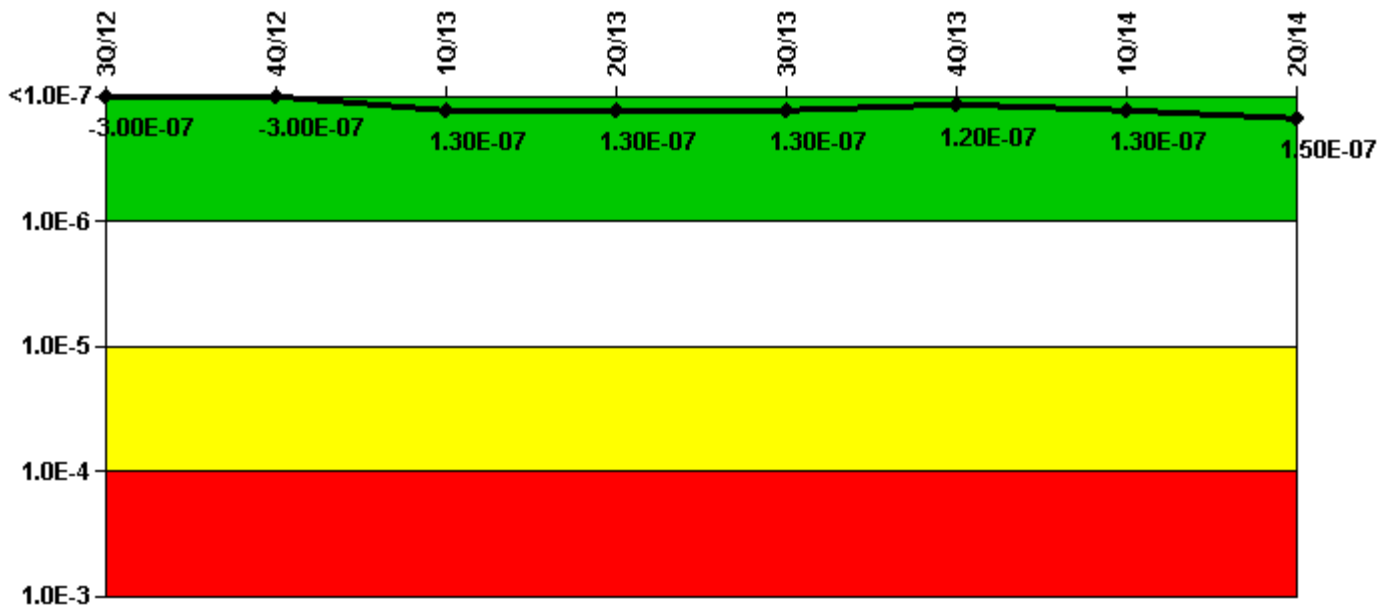
Notes

Safety System Functional Failures (BWR)	3Q/12	4Q/12	1Q/13	2Q/13	3Q/13	4Q/13	1Q/14	2Q/14
Safety System Functional Failures	1	0	0	1	0	0	0	0
Indicator value	4	3	2	2	1	1	1	0

Licensee Comments:

3Q/12: One new SSFF in 3rd QTR 2012 for LER 2012-004 - Unplanned HPCI Inoperability due to Steam Leak Detection failure.

Mitigating Systems Performance Index, Emergency AC Power System



Thresholds: White > 1.00E-6 Yellow > 1.00E-5 Red > 1.00E-4

Notes

Mitigating Systems Performance Index, Emergency AC Power System	3Q/12	4Q/12	1Q/13	2Q/13	3Q/13	4Q/13	1Q/14	2Q/14
UAI (ΔCDF)	-3.18E-08	-2.67E-08	2.42E-07	2.40E-07	2.40E-07	2.29E-07	2.44E-07	2.65E-07
URI (ΔCDF)	-2.70E-07	-2.70E-07	-1.10E-07	-1.10E-07	-1.10E-07	-1.10E-07	-1.10E-07	-1.10E-07
PLE	NO	NO	NO	NO	NO	NO	NO	NO
Indicator value	-3.00E-07	-3.00E-07	1.30E-07	1.30E-07	1.30E-07	1.20E-07	1.30E-07	1.50E-07

Licensee Comments:

2Q/14: Preplanned Maintenance Inspection Heat Exchangers STP A B Core Spray STP

1Q/14: Megger Fuel Oil Transfer Pumps. Replaced the A EDG Sync Check relay with a calibrated spare. The EDG is considered inoperable but available since the logic to automatically start and load the buss is still available. B two year annual inspection


4Q/13: Repaired B EDG annunciation system. Pit Diving ESW

3Q/13: A two year inspection. RHRSW ESW Pit Diving

2Q/13: RHRSW ESW Pit Diving

1Q/13: Revised June 26 2014 to O all now unplanned. Per LER 2013-01 EA-13-182.

Mitigating Systems Performance Index, High Pressure Injection System



Thresholds: White > 1.00E-6 Yellow > 1.00E-5 Red > 1.00E-4

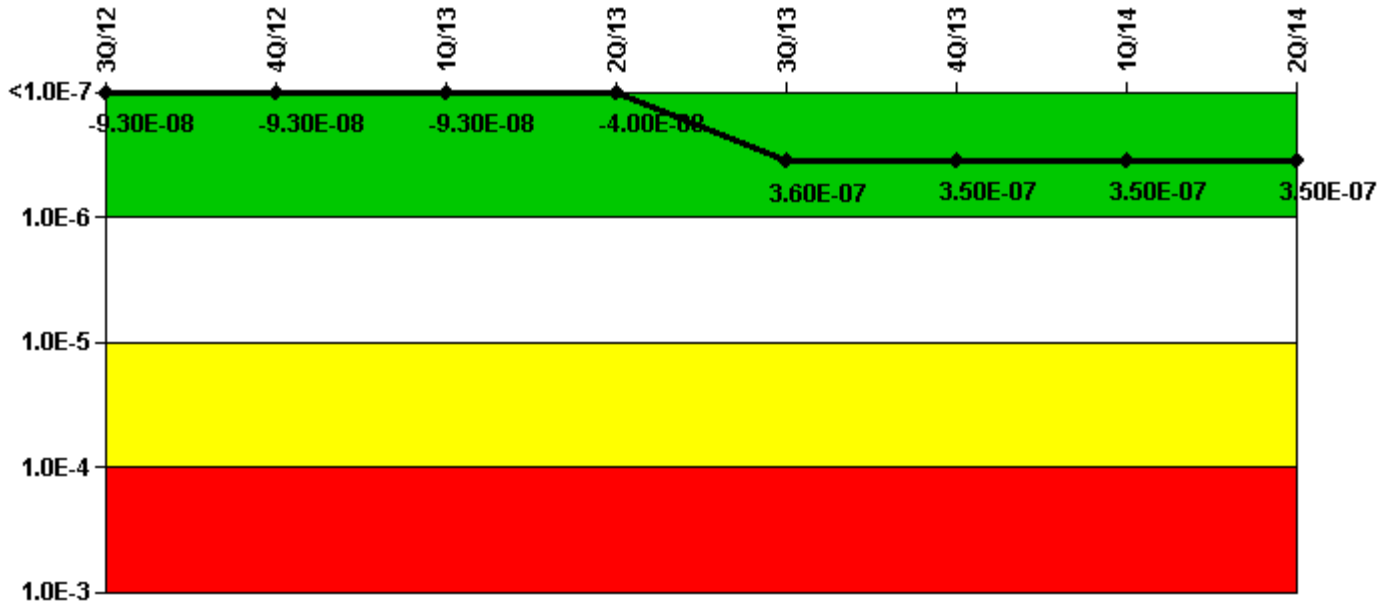
Notes

Mitigating Systems Performance Index, High Pressure Injection System	3Q/12	4Q/12	1Q/13	2Q/13	3Q/13	4Q/13	1Q/14	2Q/14
UAI (Δ CDF)	-1.48E-08	-1.47E-08	-1.47E-08	-1.48E-08	-1.48E-08	-1.48E-08	-1.48E-08	-1.47E-08
URI (Δ CDF)	-3.33E-08	-3.33E-08	-3.33E-08	-3.33E-08	-3.33E-08	-3.33E-08	-3.33E-08	-3.33E-08
PLE	NO	NO	NO	NO	NO	NO	NO	NO
Indicator value	-4.80E-08	-4.80E-08	-4.80E-08	-4.80E-08	-4.80E-08	-4.80E-08	-4.80E-08	-4.80E-08

Licensee Comments:

2Q/14: HPCI Maintenance LCO HPCI steam supply isolation valves closed due to a relay being bumped during the performance of STP

Mitigating Systems Performance Index, Heat Removal System



Thresholds: White > 1.00E-6 Yellow > 1.00E-5 Red > 1.00E-4


Notes

Mitigating Systems Performance Index, Heat Removal System	3Q/12	4Q/12	1Q/13	2Q/13	3Q/13	4Q/13	1Q/14	2Q/14
UAI (Δ CDF)	-1.57E-08	-1.57E-08	-1.57E-08	3.72E-08	3.48E-07	3.34E-07	3.33E-07	3.33E-07
URI (Δ CDF)	-7.69E-08	-7.69E-08	-7.69E-08	-7.69E-08	1.35E-08	1.35E-08	1.35E-08	1.35E-08
PLE	NO	NO	NO	NO	NO	NO	NO	NO
Indicator value	-9.30E-08	-9.30E-08	-9.30E-08	-4.00E-08	3.60E-07	3.50E-07	3.50E-07	3.50E-07

Licensee Comments:

2Q/14: Maintenance LCO to install the modification on the RCIC governor power supply dropping resistor

Mitigating Systems Performance Index, Residual Heat Removal System



Thresholds: White > 1.00E-6 Yellow > 1.00E-5 Red > 1.00E-4

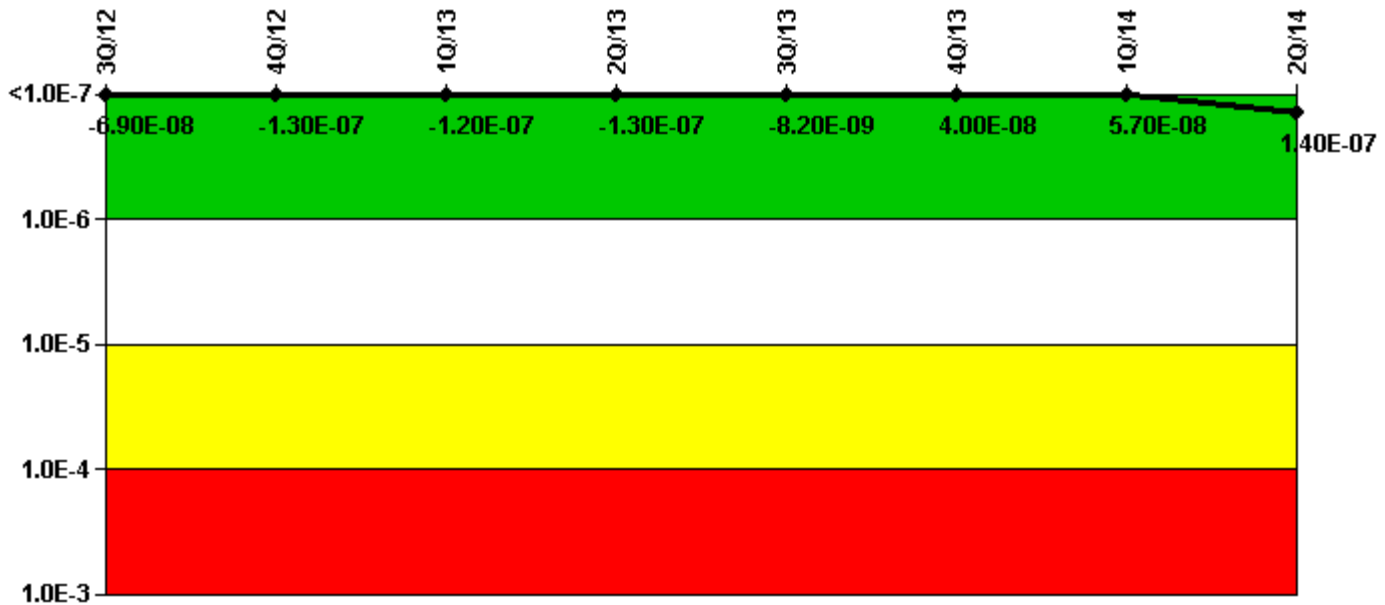
Notes

Mitigating Systems Performance Index, Residual Heat Removal System	3Q/12	4Q/12	1Q/13	2Q/13	3Q/13	4Q/13	1Q/14	2Q/14
UAI (Δ CDF)	1.05E-07	1.10E-07	8.32E-08	8.36E-08	6.99E-08	9.50E-08	1.55E-07	1.58E-07
URI (Δ CDF)	-2.21E-07	-2.23E-07	-2.25E-07	-2.27E-07	-2.29E-07	-2.31E-07	-2.33E-07	-2.34E-07
PLE	NO	NO	NO	NO	NO	NO	NO	NO
Indicator value	-1.20E-07	-1.10E-07	-1.40E-07	-1.40E-07	-1.60E-07	-1.40E-07	-7.80E-08	-7.70E-08

Licensee Comments:

2Q/14: Pit Diving RHRSW motor cooling from ESW HBD022 MOD

Mitigating Systems Performance Index, Cooling Water Systems



Thresholds: White > 1.00E-6 Yellow > 1.00E-5 Red > 1.00E-4

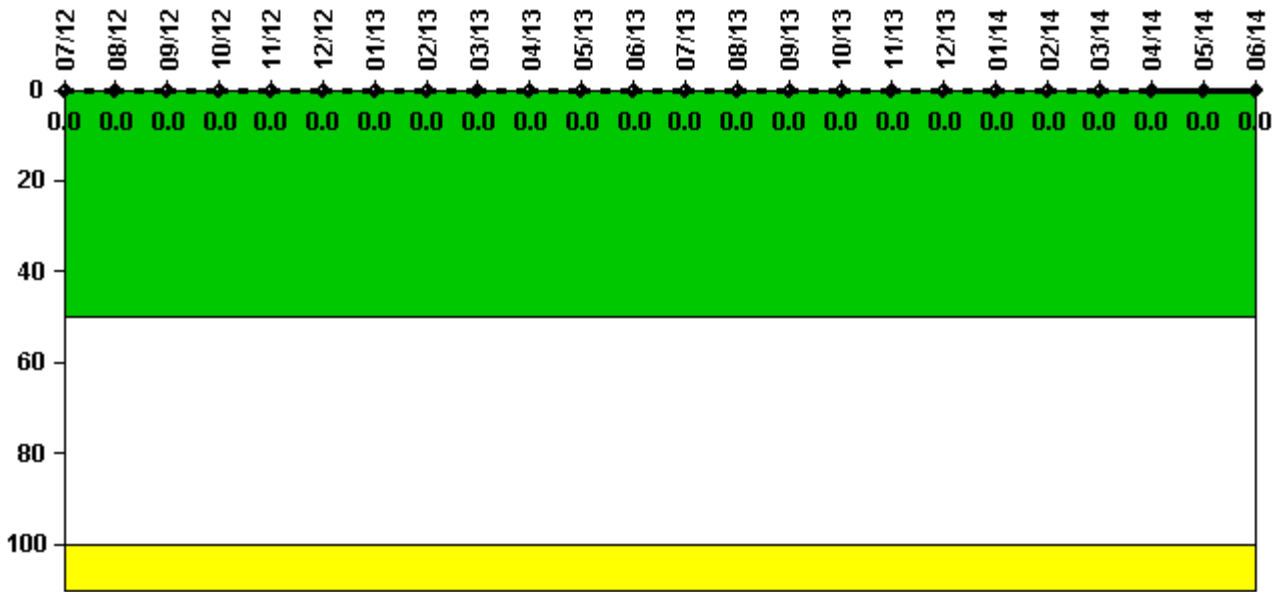
Notes

Mitigating Systems Performance Index, Cooling Water Systems	3Q/12	4Q/12	1Q/13	2Q/13	3Q/13	4Q/13	1Q/14	2Q/14
UAI (Δ CDF)	2.12E-07	1.55E-07	1.57E-07	1.54E-07	2.73E-07	3.21E-07	3.38E-07	4.24E-07
URI (Δ CDF)	-2.81E-07	-2.81E-07	-2.81E-07	-2.81E-07	-2.81E-07	-2.81E-07	-2.81E-07	-2.81E-07
PLE	NO	NO	NO	NO	NO	NO	NO	NO
Indicator value	-6.90E-08	-1.30E-07	-1.20E-07	-1.30E-07	-8.20E-09	4.00E-08	5.70E-08	1.40E-07

Licensee Comments:

2Q/14: Pit Diving

Reactor Coolant System Activity



Thresholds: White > 50.0 Yellow > 100.0

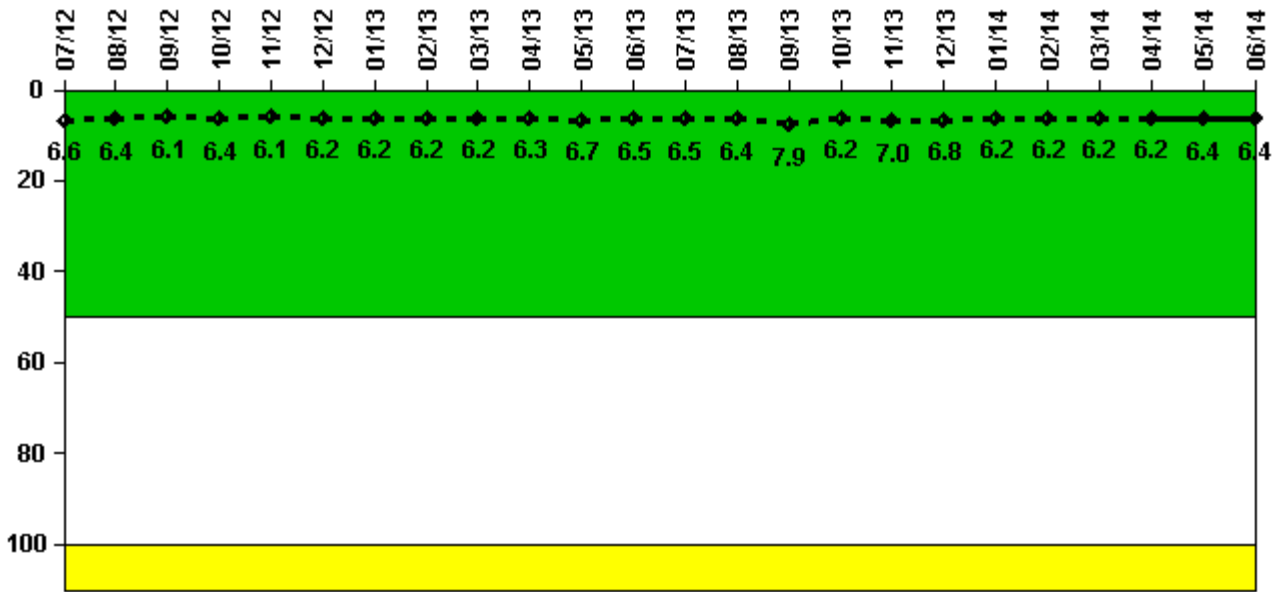
Notes

Reactor Coolant System Activity	7/12	8/12	9/12	10/12	11/12	12/12	1/13	2/13	3/13	4/13	5/13	6/13
Maximum activity	0	0.000003	0.000002	0.000002	0	0	0	0	0	0	0	0
Technical specification limit	0.2	0.2	0.2	0.2	0.2	0.2	0.2	0.2	0.2	0.2	0.2	0.2
Indicator value	0	0	0	0	0	0	0	0	0	0	0	0

Reactor Coolant System Activity	7/13	8/13	9/13	10/13	11/13	12/13	1/14	2/14	3/14	4/14	5/14	6/14
Maximum activity	0	0	0	0.000002	0	0.000002	0	0	0	0	0.000002	0
Technical specification limit	0.2	0.2	0.2	0.2	0.2	0.2	0.2	0.2	0.2	0.2	0.2	0.2
Indicator value	0	0	0	0	0	0	0	0	0	0	0	0

Licensee Comments: none

Reactor Coolant System Leakage



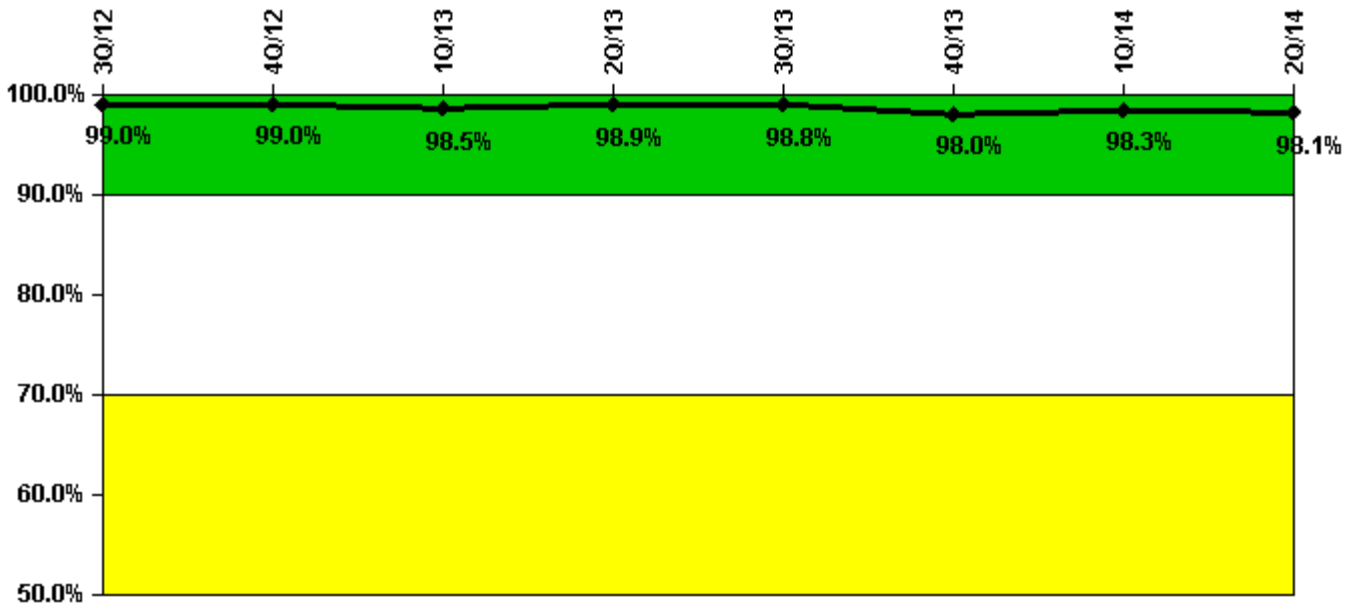
Thresholds: White > 50.0 Yellow > 100.0

Notes

Reactor Coolant System Leakage	7/12	8/12	9/12	10/12	11/12	12/12	1/13	2/13	3/13	4/13	5/13	6/13
Maximum leakage	1.650	1.600	1.530	1.600	1.530	1.550	1.560	1.550	1.560	1.580	1.670	1.620
Technical specification limit	25.0	25.0	25.0	25.0	25.0	25.0	25.0	25.0	25.0	25.0	25.0	25.0
Indicator value	6.6	6.4	6.1	6.4	6.1	6.2	6.2	6.2	6.2	6.3	6.7	6.5
Reactor Coolant System Leakage	7/13	8/13	9/13	10/13	11/13	12/13	1/14	2/14	3/14	4/14	5/14	6/14
Maximum leakage	1.620	1.590	1.970	1.560	1.750	1.710	1.550	1.540	1.550	1.560	1.590	1.600
Technical specification limit	25.0	25.0	25.0	25.0	25.0	25.0	25.0	25.0	25.0	25.0	25.0	25.0
Indicator value	6.5	6.4	7.9	6.2	7.0	6.8	6.2	6.2	6.2	6.2	6.4	6.4

Licensee Comments: none

Drill/Exercise Performance



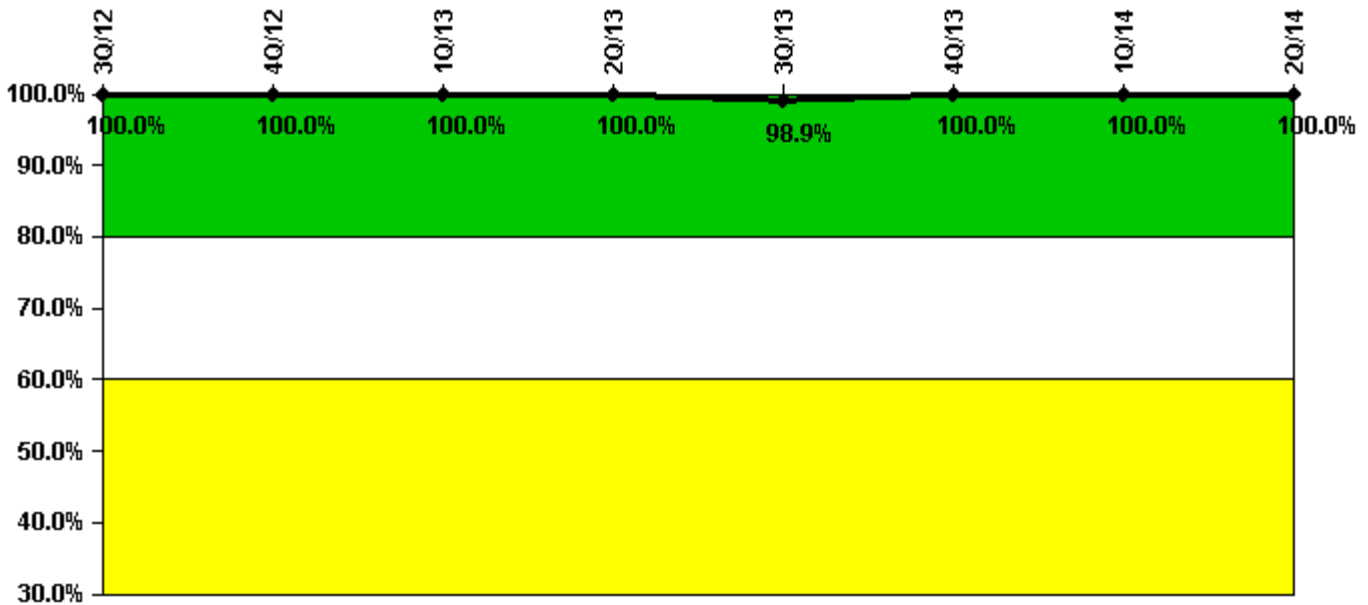
Thresholds: White < 90.0% Yellow < 70.0%

Notes

Drill/Exercise Performance	3Q/12	4Q/12	1Q/13	2Q/13	3Q/13	4Q/13	1Q/14	2Q/14
Successful opportunities	32.0	0	31.0	39.0	4.0	51.0	20.0	25.0
Total opportunities	32.0	0	32.0	40.0	4.0	53.0	20.0	25.0
Indicator value	99.0%	99.0%	98.5%	98.9%	98.8%	98.0%	98.3%	98.1%

Licensee Comments: none

ERO Drill Participation



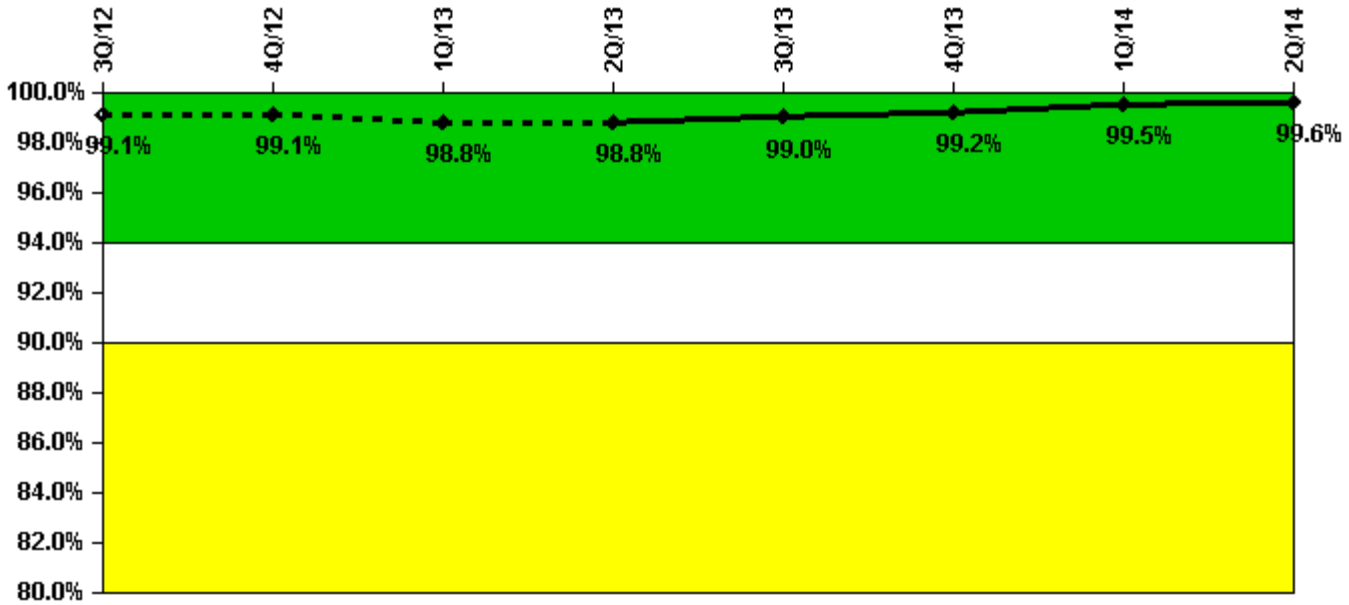
Thresholds: White < 80.0% Yellow < 60.0%

Notes

ERO Drill Participation	3Q/12	4Q/12	1Q/13	2Q/13	3Q/13	4Q/13	1Q/14	2Q/14
Participating Key personnel	89.0	81.0	91.0	98.0	93.0	95.0	92.0	89.0
Total Key personnel	89.0	81.0	91.0	98.0	94.0	95.0	92.0	89.0
Indicator value	100.0%	100.0%	100.0%	100.0%	98.9%	100.0%	100.0%	100.0%

Licensee Comments: none

Alert & Notification System



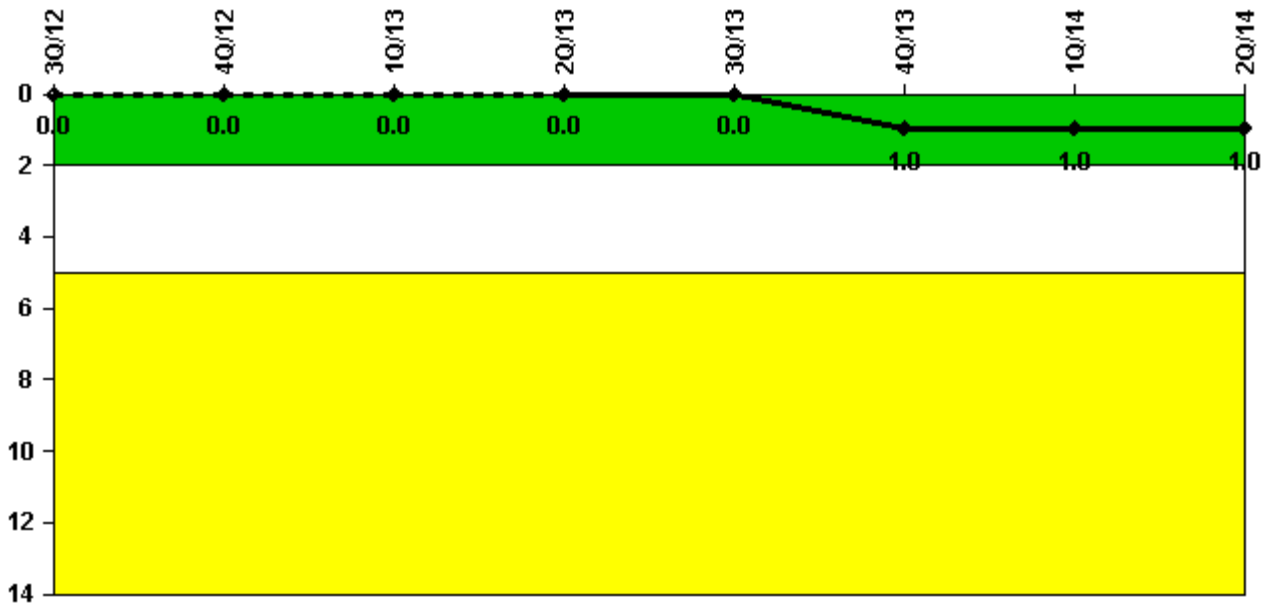
Thresholds: White < 94.0% Yellow < 90.0%

Notes

Alert & Notification System	3Q/12	4Q/12	1Q/13	2Q/13	3Q/13	4Q/13	1Q/14	2Q/14
Successful siren-tests	423	427	427	429	428	430	432	431
Total sirens-tests	431	432	432	432	432	432	432	432
Indicator value	99.1%	99.1%	98.8%	98.8%	99.0%	99.2%	99.5%	99.6%

Licensee Comments: none

Occupational Exposure Control Effectiveness



Thresholds: White > 2.0 Yellow > 5.0

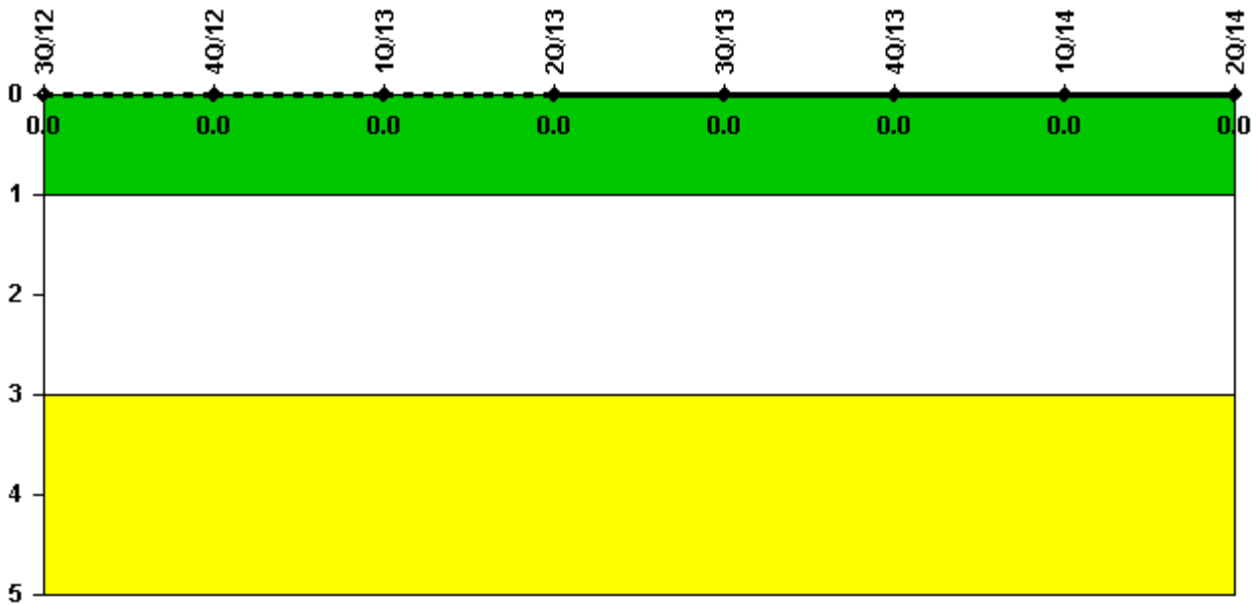
Notes

Occupational Exposure Control Effectiveness	3Q/12	4Q/12	1Q/13	2Q/13	3Q/13	4Q/13	1Q/14	2Q/14
High radiation area occurrences	0	0	0	0	0	1	0	0
Very high radiation area occurrences	0	0	0	0	0	0	0	0
Unintended exposure occurrences	0	0	0	0	0	0	0	0
Indicator value	0	0	0	0	0	1	1	1

Licensee Comments:

4Q/13: While working in Locked High Radiation Area two individuals proceeded to areas beyond what was discussed in their RWP briefing.

RETS/ODCM Radiological Effluent



Thresholds: White > 1.0 Yellow > 3.0

Notes

RETS/ODCM Radiological Effluent	3Q/12	4Q/12	1Q/13	2Q/13	3Q/13	4Q/13	1Q/14	2Q/14
RETS/ODCM occurrences	0	0	0	0	0	0	0	0
Indicator value	0	0	0	0	0	0	0	0

Licensee Comments: none

Although the Security Cornerstone is included in the Reactor Oversight Process assessment program, the Commission has decided that specific information related to findings and performance indicators pertaining to the Security Cornerstone will not be publicly available to ensure that security information is not provided to a possible adversary. Other than the fact that a finding or performance indicator is Green or Greater-Than-Green, security related information will not be displayed on the public web page.

 [Action Matrix Summary](#) | [Inspection Findings Summary](#) | [PI Summary](#) | [Reactor Oversight Process](#)

Last Modified: July 31, 2014