

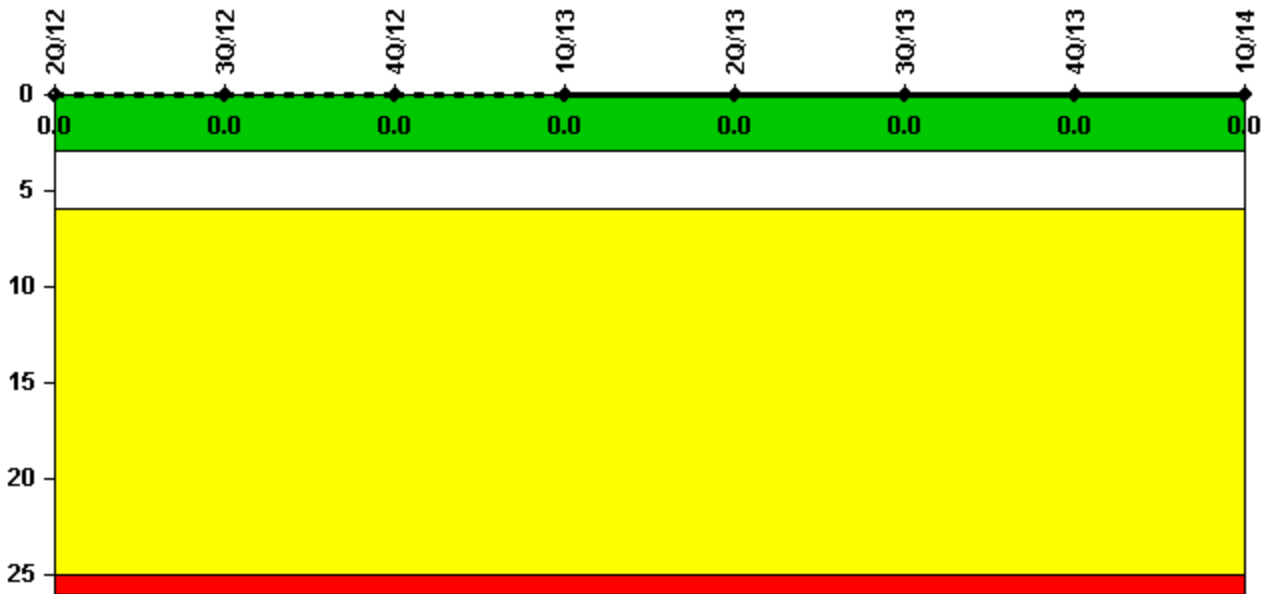
Duane Arnold

1Q/2014 Performance Indicators

The solid trend line represents the current reporting period.

Licensee's General Comments: none

Unplanned Scrams per 7000 Critical Hrs



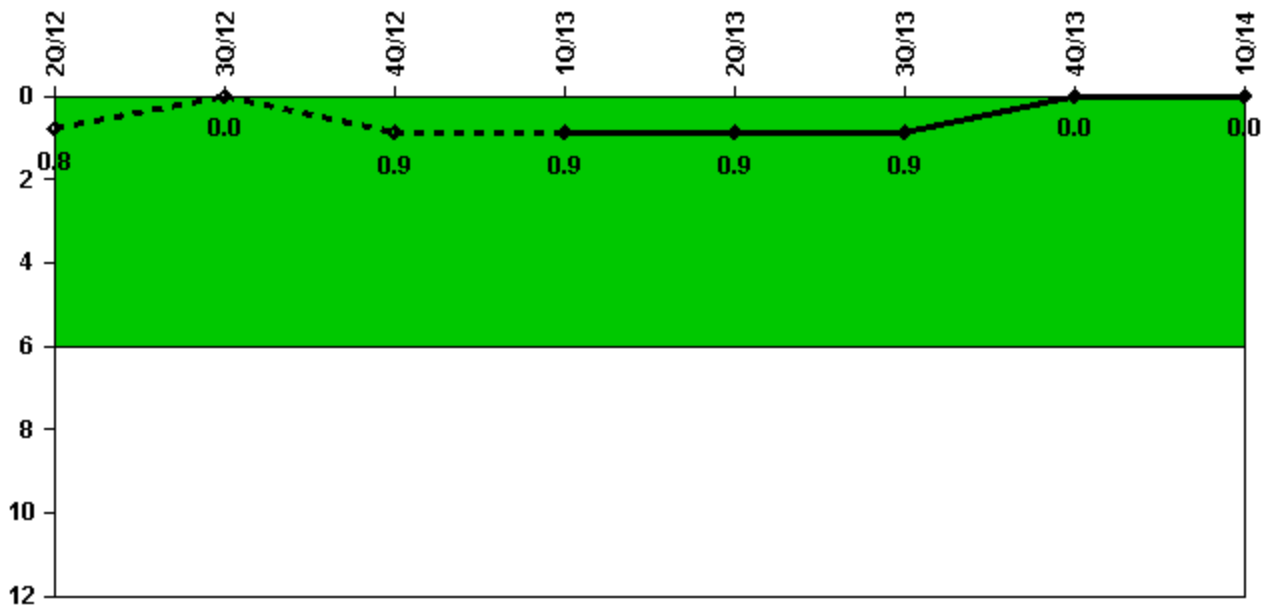
Thresholds: White > 3.0 Yellow > 6.0 Red > 25.0

Notes

Unplanned Scrams per 7000 Critical Hrs	2Q/12	3Q/12	4Q/12	1Q/13	2Q/13	3Q/13	4Q/13	1Q/14
Unplanned scrams	0	0	0	0	0	0	0	0
Critical hours	2184.0	2208.0	878.3	2159.0	2184.0	2208.0	2209.0	2159.0
Indicator value	0	0	0	0	0	0	0	0

Licensee Comments: none

Unplanned Power Changes per 7000 Critical Hrs



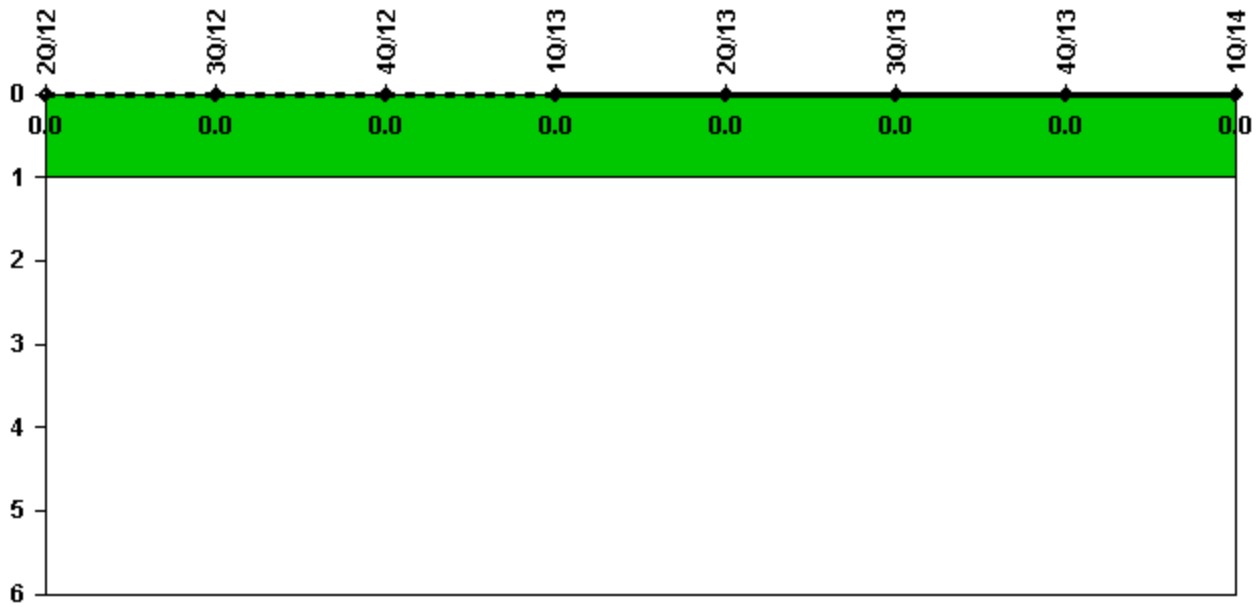
Thresholds: White > 6.0

Notes

Unplanned Power Changes per 7000 Critical Hrs	2Q/12	3Q/12	4Q/12	1Q/13	2Q/13	3Q/13	4Q/13	1Q/14
Unplanned power changes	0	0	1.0	0	0	0	0	0
Critical hours	2184.0	2208.0	878.3	2159.0	2184.0	2208.0	2209.0	2159.0
Indicator value	0.8	0	0.9	0.9	0.9	0.9	0	0

Licensee Comments: none

Unplanned Scrams with Complications



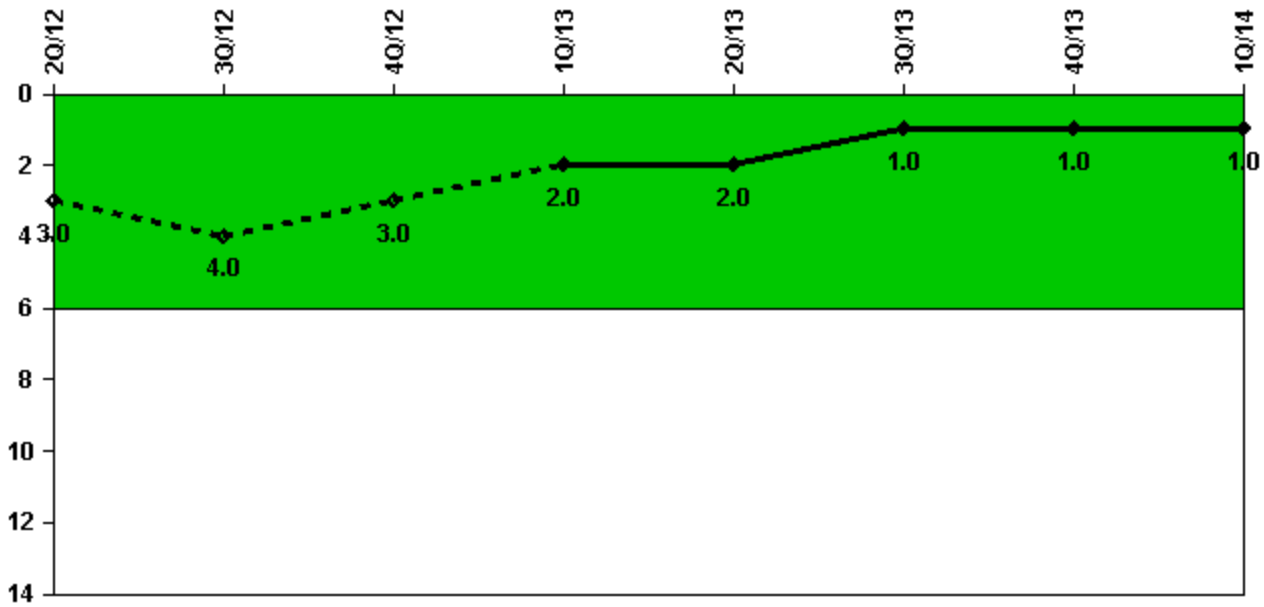
Thresholds: White > 1.0

Notes

Unplanned Scrams with Complications	2Q/12	3Q/12	4Q/12	1Q/13	2Q/13	3Q/13	4Q/13	1Q/14
Scrams with complications	0	0	0	0	0	0	0	0
Indicator value	0.0	0.0	0.0	0.0	0.0	0.0	0.0	0.0

Licensee Comments: none

Safety System Functional Failures (BWR)



Thresholds: White > 6.0

Notes

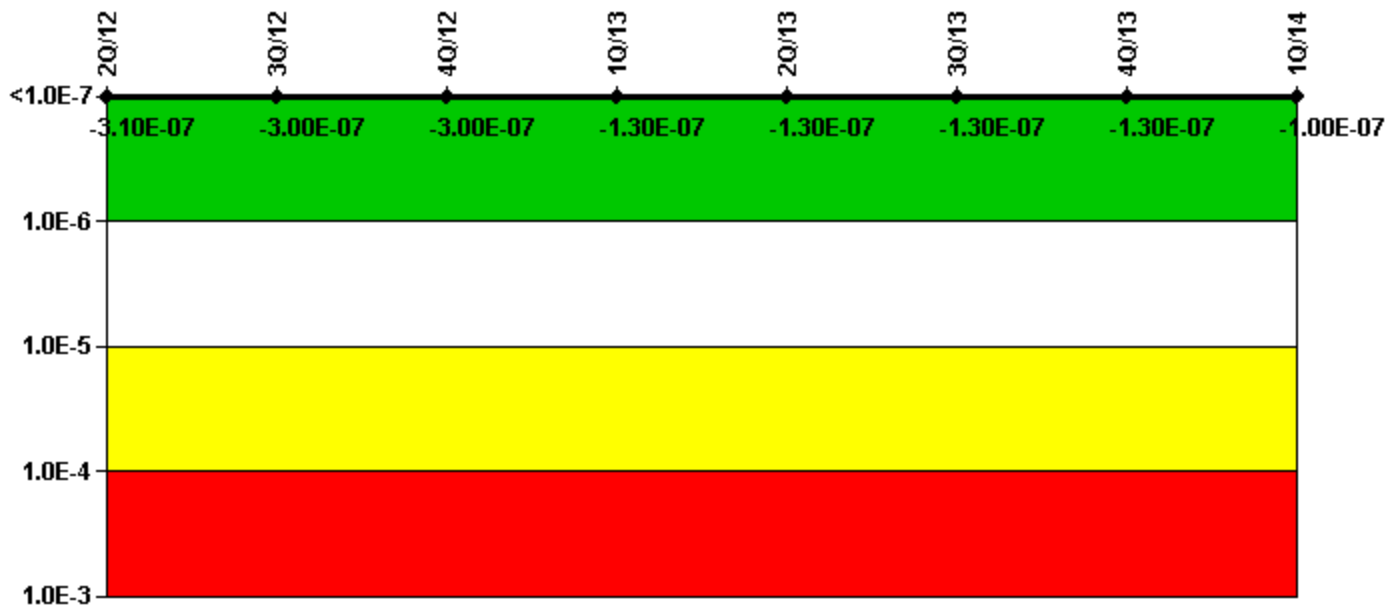
Safety System Functional Failures (BWR)	2Q/12	3Q/12	4Q/12	1Q/13	2Q/13	3Q/13	4Q/13	1Q/14
Safety System Functional Failures	1	1	0	0	1	0	0	0
Indicator value	3	4	3	2	2	1	1	1

Licensee Comments:

3Q/12: One new SSFF in 3rd QTR 2012 for LER 2012-004 - Unplanned HPCI Inoperability due to Steam Leak Detection failure.

2Q/12: New SSFF was for LER 2012-003 - Secondary Containment Damper failures.

Mitigating Systems Performance Index, Emergency AC Power System



Thresholds: White > 1.00E-6 Yellow > 1.00E-5 Red > 1.00E-4


Notes

Mitigating Systems Performance Index, Emergency AC Power System	2Q/12	3Q/12	4Q/12	1Q/13	2Q/13	3Q/13	4Q/13	1Q/14
UAI (Δ CDF)	-3.56E-08	-3.18E-08	-2.67E-08	-1.54E-08	-1.55E-08	-1.55E-08	-1.63E-08	8.42E-09
URI (Δ CDF)	-2.70E-07	-2.70E-07	-2.70E-07	-1.10E-07	-1.10E-07	-1.10E-07	-1.10E-07	-1.10E-07
PLE	NO	NO	NO	NO	NO	NO	NO	NO
Indicator value	-3.10E-07	-3.00E-07	-3.00E-07	-1.30E-07	-1.30E-07	-1.30E-07	-1.30E-07	-1.00E-07

Licensee Comments:

2Q/12: Actual duration is .43 HRS. "A" SBDG is unavailable while performing STP 3.5.1-03A and is tracked by that STP.

Mitigating Systems Performance Index, High Pressure Injection System



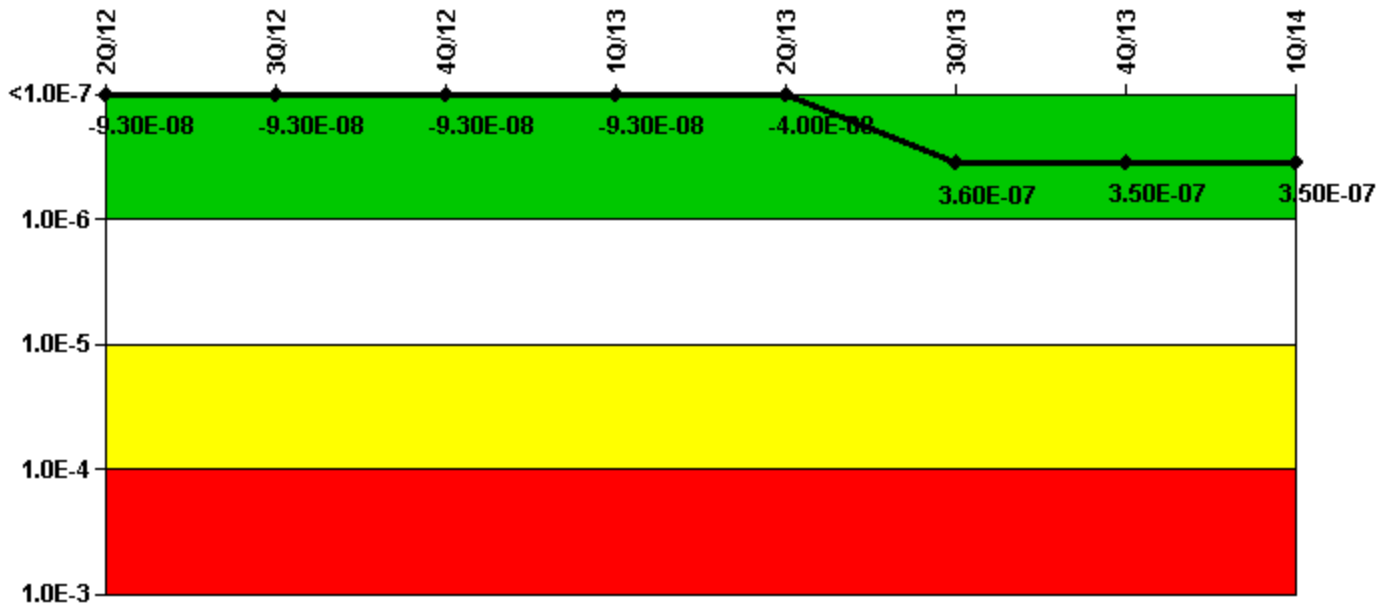
Thresholds: White > 1.00E-6 Yellow > 1.00E-5 Red > 1.00E-4

Notes

Mitigating Systems Performance Index, High Pressure Injection System	2Q/12	3Q/12	4Q/12	1Q/13	2Q/13	3Q/13	4Q/13	1Q/14
UAI (Δ CDF)	-1.66E-08	-1.48E-08	-1.47E-08	-1.47E-08	-1.48E-08	-1.48E-08	-1.48E-08	-1.48E-08
URI (Δ CDF)	-3.33E-08	-3.33E-08	-3.33E-08	-3.33E-08	-3.33E-08	-3.33E-08	-3.33E-08	-3.33E-08
PLE	NO	NO	NO	NO	NO	NO	NO	NO
Indicator value	-5.00E-08	-4.80E-08	-4.80E-08	-4.80E-08	-4.80E-08	-4.80E-08	-4.80E-08	-4.80E-08

Licensee Comments: none

Mitigating Systems Performance Index, Heat Removal System



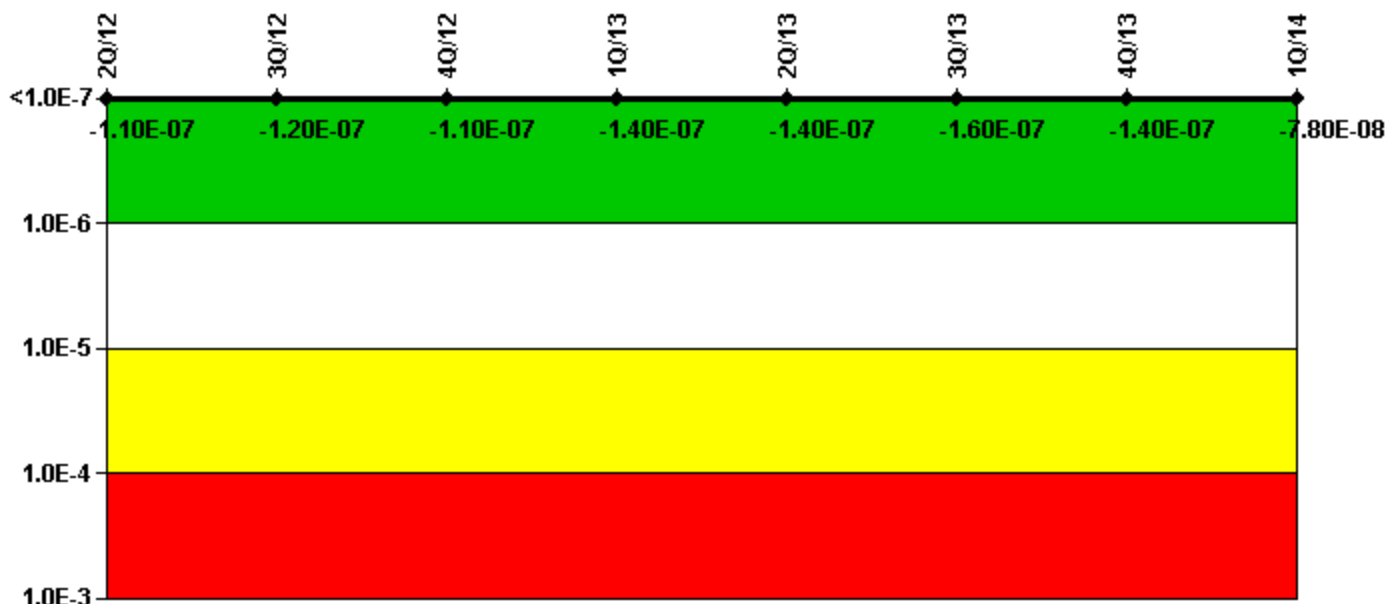
Thresholds: White > 1.00E-6 Yellow > 1.00E-5 Red > 1.00E-4

Notes

Mitigating Systems Performance Index, Heat Removal System	2Q/12	3Q/12	4Q/12	1Q/13	2Q/13	3Q/13	4Q/13	1Q/14
UAI (ΔCDF)	-1.57E-08	-1.57E-08	-1.57E-08	-1.57E-08	3.72E-08	3.48E-07	3.34E-07	3.33E-07
URI (ΔCDF)	-7.69E-08	-7.69E-08	-7.69E-08	-7.69E-08	-7.69E-08	1.35E-08	1.35E-08	1.35E-08
PLE	NO	NO	NO	NO	NO	NO	NO	NO
Indicator value	-9.30E-08	-9.30E-08	-9.30E-08	-9.30E-08	-4.00E-08	3.60E-07	3.50E-07	3.50E-07

Licensee Comments: none

Mitigating Systems Performance Index, Residual Heat Removal System



Thresholds: White > 1.00E-6 Yellow > 1.00E-5 Red > 1.00E-4

Notes

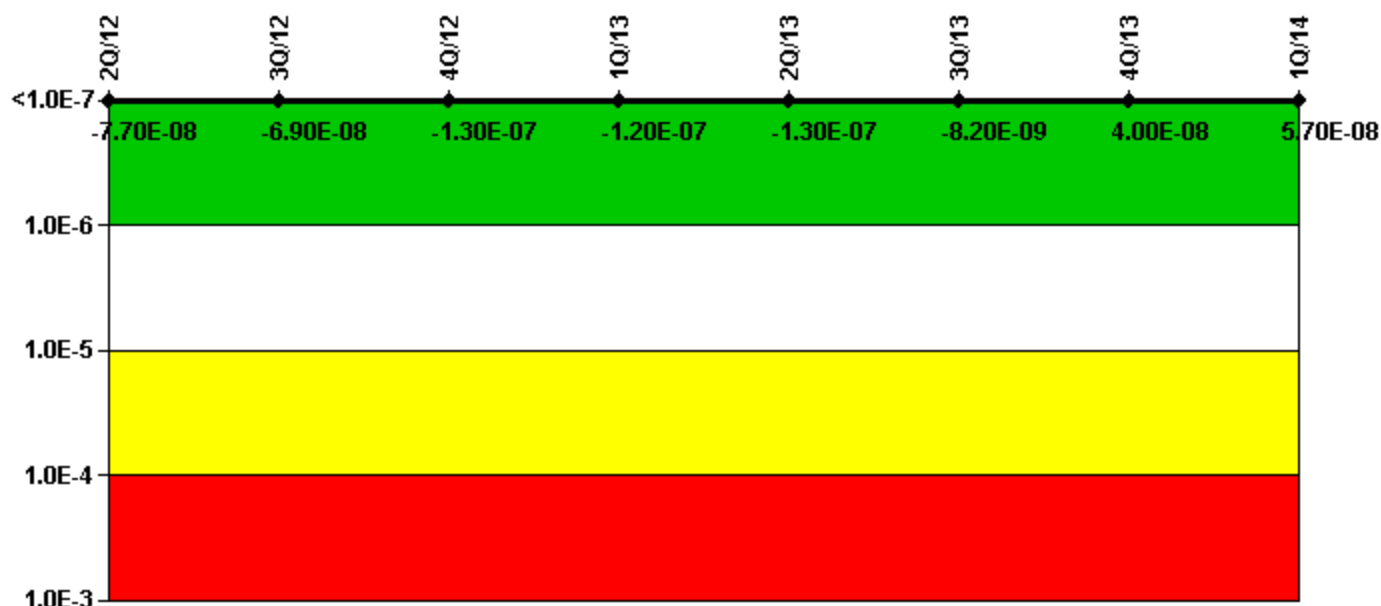
Mitigating Systems Performance Index, Residual Heat Removal System	2Q/12	3Q/12	4Q/12	1Q/13	2Q/13	3Q/13	4Q/13	1Q/14
UAI (Δ CDF)	1.08E-07	1.05E-07	1.10E-07	8.32E-08	8.36E-08	6.99E-08	9.50E-08	1.55E-07
URI (Δ CDF)	-2.19E-07	-2.21E-07	-2.23E-07	-2.25E-07	-2.27E-07	-2.29E-07	-2.31E-07	-2.33E-07
PLE	NO	NO	NO	NO	NO	NO	NO	NO
Indicator value	-1.10E-07	-1.20E-07	-1.10E-07	-1.40E-07	-1.40E-07	-1.60E-07	-1.40E-07	-7.80E-08

Licensee Comments:

2Q/12: pit diving personal safety

2Q/12: pit diving personal safety

Mitigating Systems Performance Index, Cooling Water Systems



Thresholds: White > 1.00E-6 Yellow > 1.00E-5 Red > 1.00E-4

Notes

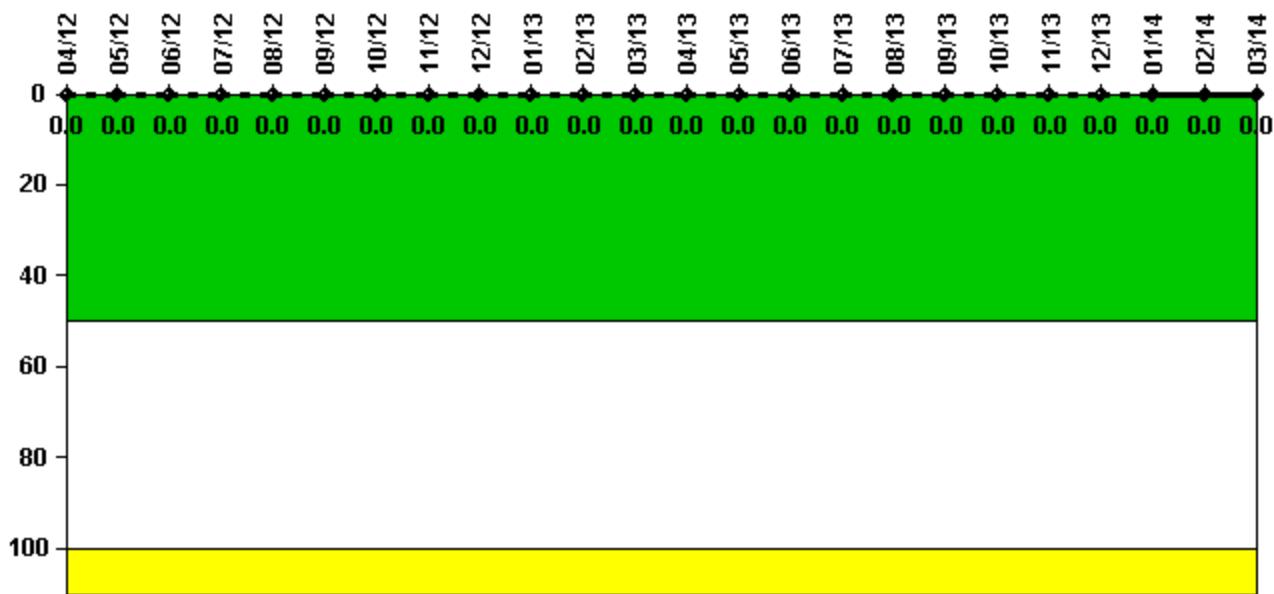
Mitigating Systems Performance Index, Cooling Water Systems	2Q/12	3Q/12	4Q/12	1Q/13	2Q/13	3Q/13	4Q/13	1Q/14
UAI (Δ CDF)	2.04E-07	2.12E-07	1.55E-07	1.57E-07	1.54E-07	2.73E-07	3.21E-07	3.38E-07
URI (Δ CDF)	-2.81E-07	-2.81E-07	-2.81E-07	-2.81E-07	-2.81E-07	-2.81E-07	-2.81E-07	-2.81E-07
PLE	NO	NO	NO	NO	NO	NO	NO	NO
Indicator value	-7.70E-08	-6.90E-08	-1.30E-07	-1.20E-07	-1.30E-07	-8.20E-09	4.00E-08	5.70E-08

Licensee Comments:

2Q/12: pit diving personal safety

2Q/12: pit diving personal safety

Reactor Coolant System Activity



Thresholds: White > 50.0 Yellow > 100.0

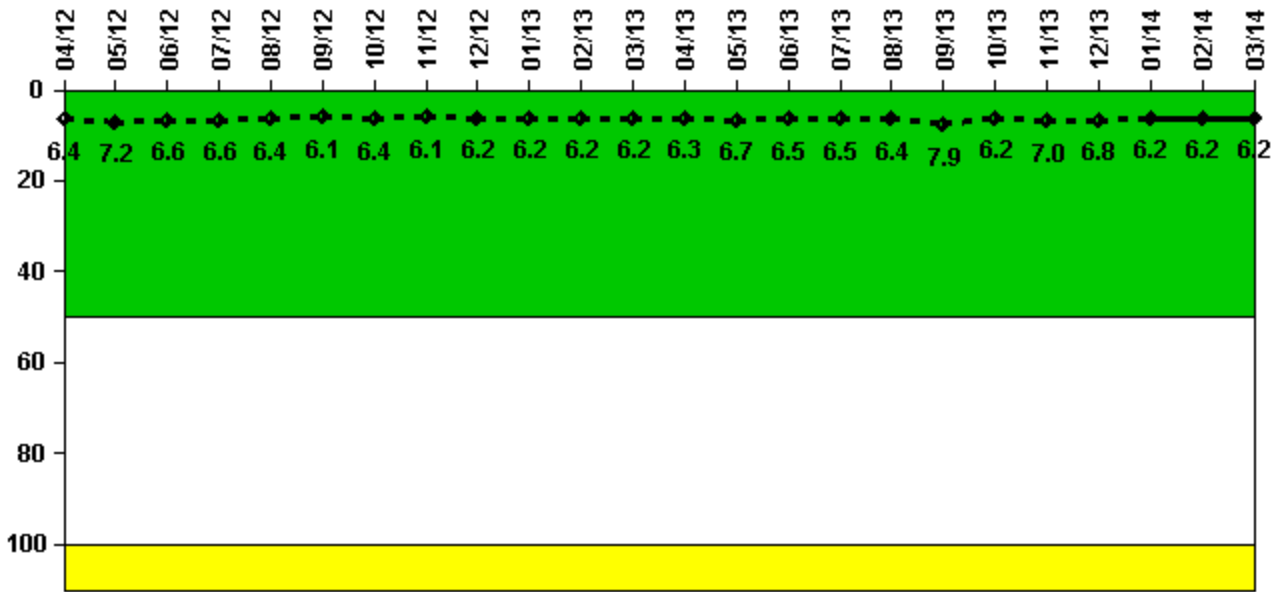
Notes

Reactor Coolant System Activity	4/12	5/12	6/12	7/12	8/12	9/12	10/12	11/12	12/12	1/13	2/13	3/13
Maximum activity	0	0.000002	0.000002	0	0.000003	0.000002	0.000002	0	0	0	0	0
Technical specification limit	0.2	0.2	0.2	0.2	0.2	0.2	0.2	0.2	0.2	0.2	0.2	0.2
Indicator value	0	0	0	0	0	0	0	0	0	0	0	0

Reactor Coolant System Activity	4/13	5/13	6/13	7/13	8/13	9/13	10/13	11/13	12/13	1/14	2/14	3/14
Maximum activity	0	0	0	0	0	0	0.000002	0	0.000002	0	0	0
Technical specification limit	0.2	0.2	0.2	0.2	0.2	0.2	0.2	0.2	0.2	0.2	0.2	0.2
Indicator value	0	0	0	0	0	0	0	0	0	0	0	0

Licensee Comments: none

Reactor Coolant System Leakage



Thresholds: White > 50.0 Yellow > 100.0

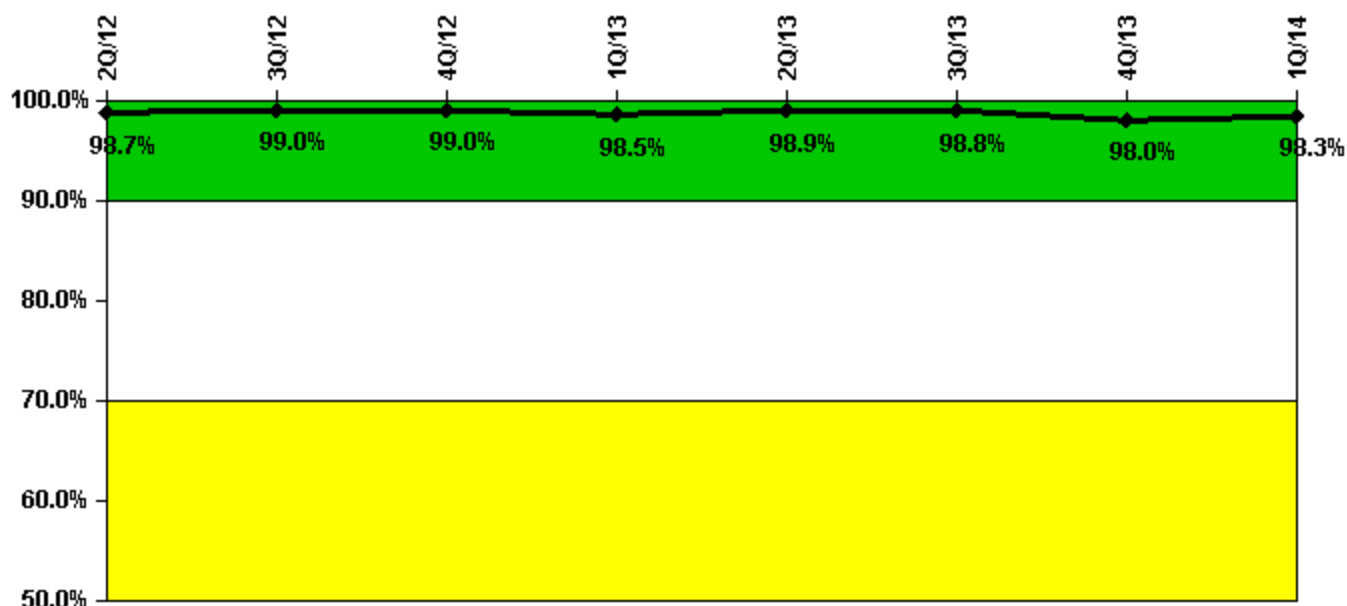
Notes

Reactor Coolant System Leakage	4/12	5/12	6/12	7/12	8/12	9/12	10/12	11/12	12/12	1/13	2/13	3/13
Maximum leakage	1.600	1.810	1.650	1.650	1.600	1.530	1.600	1.530	1.550	1.560	1.550	1.560
Technical specification limit	25.0	25.0	25.0	25.0	25.0	25.0	25.0	25.0	25.0	25.0	25.0	25.0
Indicator value	6.4	7.2	6.6	6.6	6.4	6.1	6.4	6.1	6.2	6.2	6.2	6.2

Reactor Coolant System Leakage	4/13	5/13	6/13	7/13	8/13	9/13	10/13	11/13	12/13	1/14	2/14	3/14
Maximum leakage	1.580	1.670	1.620	1.620	1.590	1.970	1.560	1.750	1.710	1.550	1.540	1.550
Technical specification limit	25.0	25.0	25.0	25.0	25.0	25.0	25.0	25.0	25.0	25.0	25.0	25.0
Indicator value	6.3	6.7	6.5	6.5	6.4	7.9	6.2	7.0	6.8	6.2	6.2	6.2

Licensee Comments: none

Drill/Exercise Performance



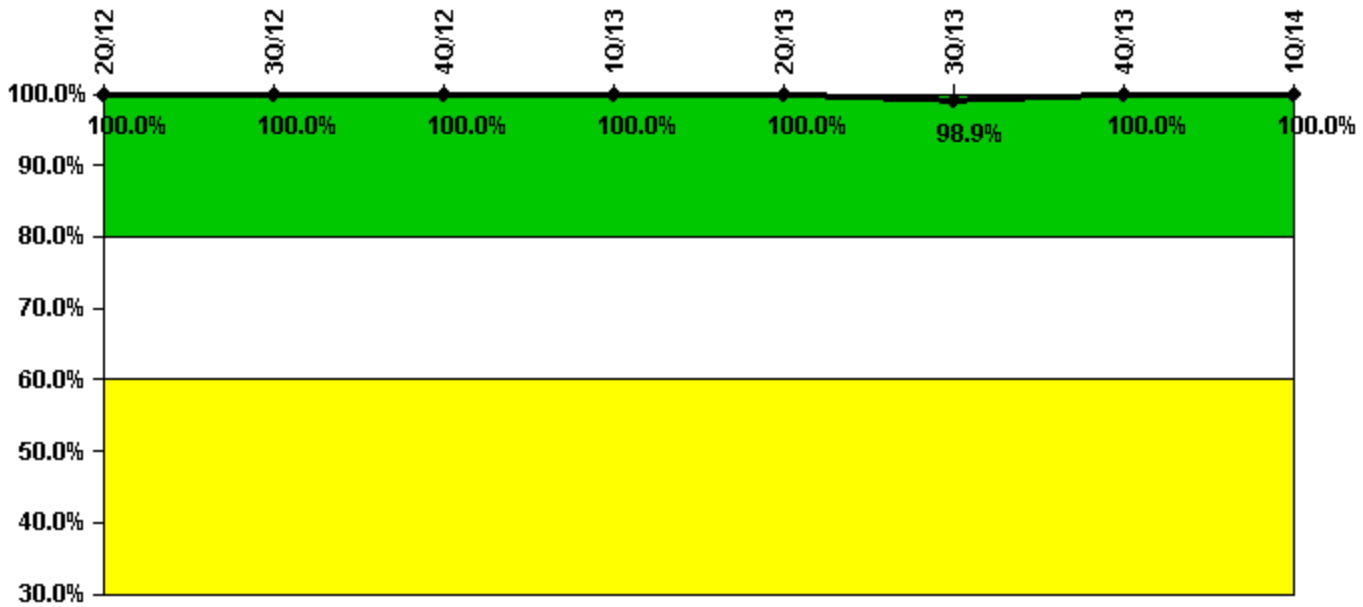
Thresholds: White < 90.0% Yellow < 70.0%

Notes

Drill/Exercise Performance	2Q/12	3Q/12	4Q/12	1Q/13	2Q/13	3Q/13	4Q/13	1Q/14
Successful opportunities	51.0	32.0	0	31.0	39.0	4.0	51.0	20.0
Total opportunities	51.0	32.0	0	32.0	40.0	4.0	53.0	20.0
Indicator value	98.7%	99.0%	99.0%	98.5%	98.9%	98.8%	98.0%	98.3%

Licensee Comments: none

ERO Drill Participation



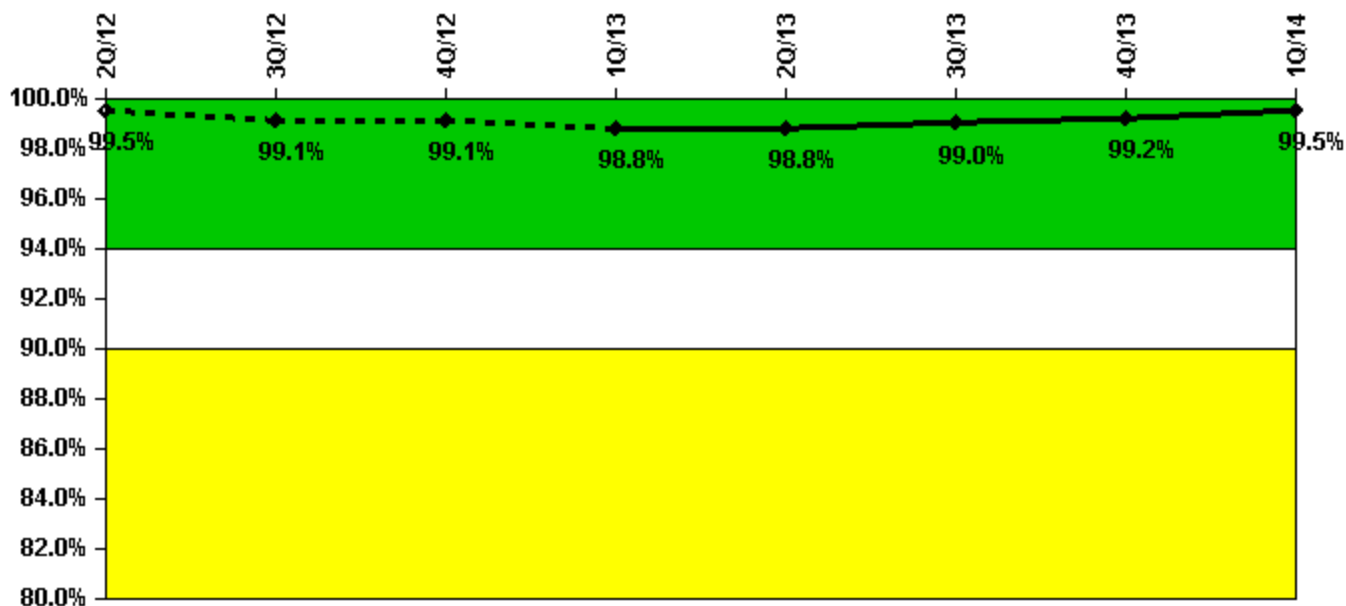
Thresholds: White < 80.0% Yellow < 60.0%

Notes

ERO Drill Participation	2Q/12	3Q/12	4Q/12	1Q/13	2Q/13	3Q/13	4Q/13	1Q/14
Participating Key personnel	92.0	89.0	81.0	91.0	98.0	93.0	95.0	92.0
Total Key personnel	92.0	89.0	81.0	91.0	98.0	94.0	95.0	92.0
Indicator value	100.0%	100.0%	100.0%	100.0%	100.0%	98.9%	100.0%	100.0%

Licensee Comments: none

Alert & Notification System



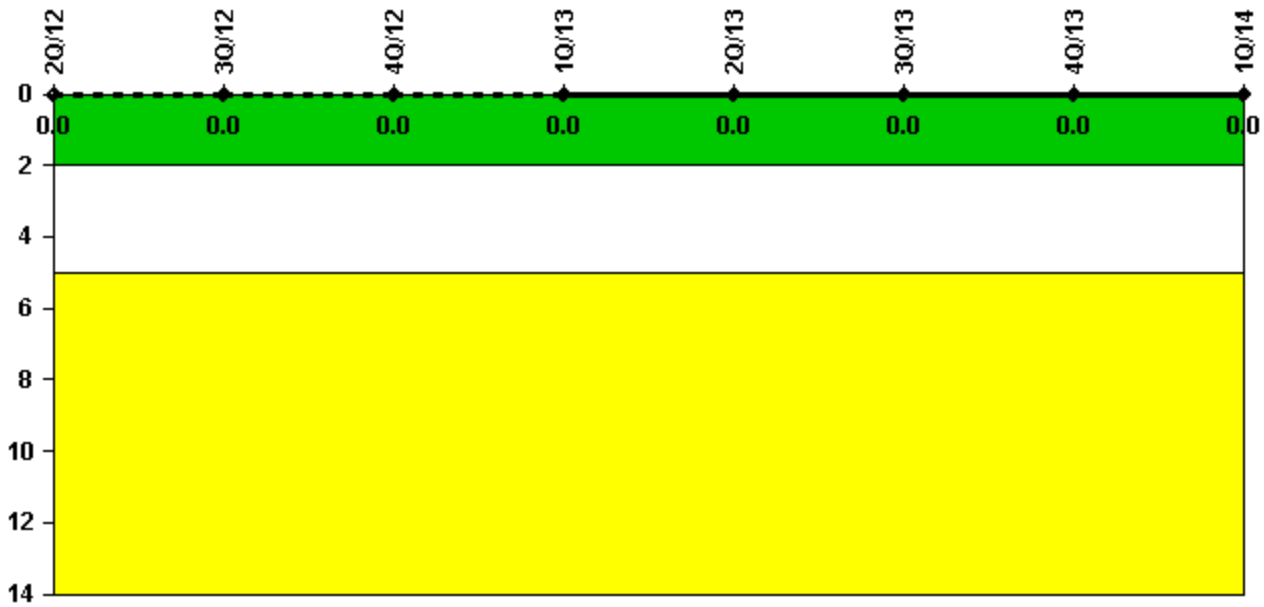
Thresholds: White < 94.0% Yellow < 90.0%

Notes

Alert & Notification System	2Q/12	3Q/12	4Q/12	1Q/13	2Q/13	3Q/13	4Q/13	1Q/14
Successful siren-tests	430	423	427	427	429	428	430	432
Total sirens-tests	432	431	432	432	432	432	432	432
Indicator value	99.5%	99.1%	99.1%	98.8%	98.8%	99.0%	99.2%	99.5%

Licensee Comments: none

Occupational Exposure Control Effectiveness



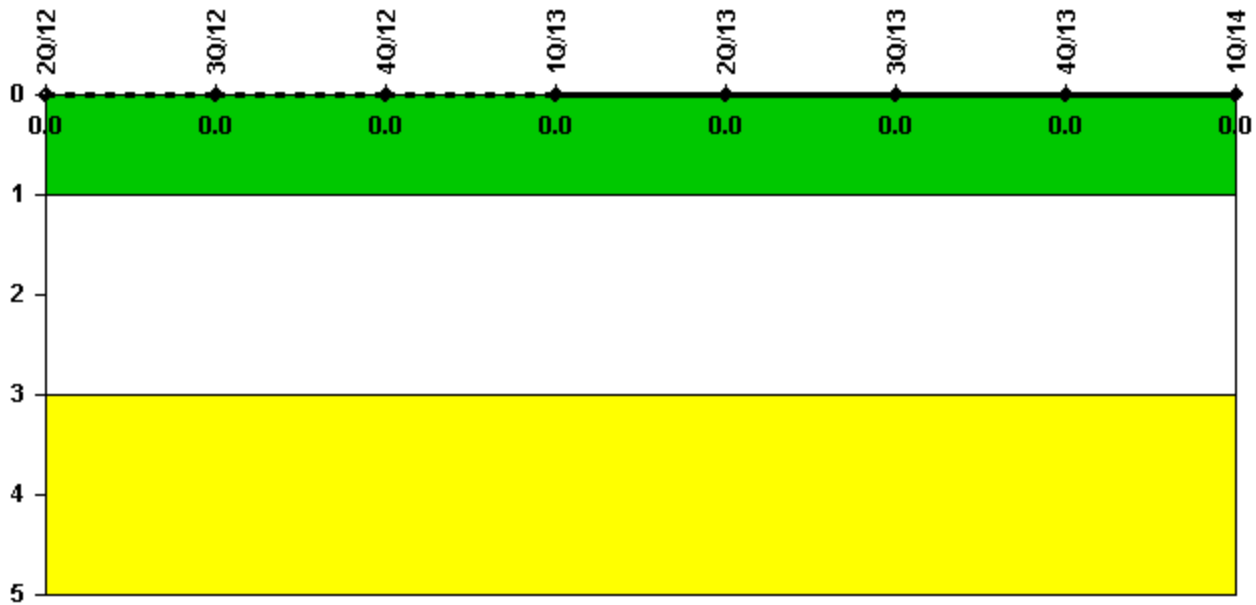
Thresholds: White > 2.0 Yellow > 5.0

Notes

Occupational Exposure Control Effectiveness	2Q/12	3Q/12	4Q/12	1Q/13	2Q/13	3Q/13	4Q/13	1Q/14
High radiation area occurrences	0	0	0	0	0	0	0	0
Very high radiation area occurrences	0	0	0	0	0	0	0	0
Unintended exposure occurrences	0	0	0	0	0	0	0	0
Indicator value	0	0	0	0	0	0	0	0

Licensee Comments: none

RETS/ODCM Radiological Effluent



Thresholds: White > 1.0 Yellow > 3.0

Notes

RETS/ODCM Radiological Effluent	2Q/12	3Q/12	4Q/12	1Q/13	2Q/13	3Q/13	4Q/13	1Q/14
RETS/ODCM occurrences	0	0	0	0	0	0	0	0
Indicator value	0	0	0	0	0	0	0	0

Licensee Comments: none

Although the Security Cornerstone is included in the Reactor Oversight Process assessment program, the Commission has decided that specific information related to findings and performance indicators pertaining to the Security Cornerstone will not be publicly available to ensure that security information is not provided to a possible adversary. Other than the fact that a finding or performance indicator is Green or Greater-Than-Green, security related information will not be displayed on the public web page.

 [Action Matrix Summary](#) | [Inspection Findings Summary](#) | [PI Summary](#) | [Reactor Oversight Process](#)

Last Modified: April 23, 2014