

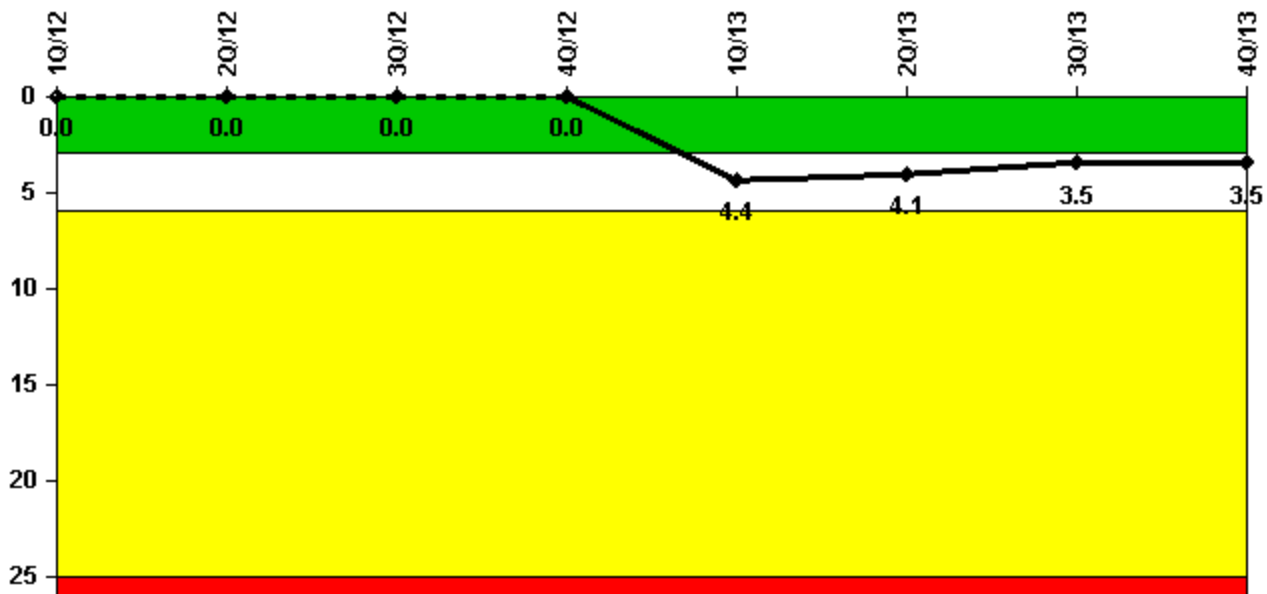
## Turkey Point 3

### 4Q/2013 Performance Indicators

The solid trend line represents the current reporting period.

Licensee's General Comments: none

#### Unplanned Scrams per 7000 Critical Hrs



Thresholds: White > 3.0 Yellow > 6.0 Red > 25.0

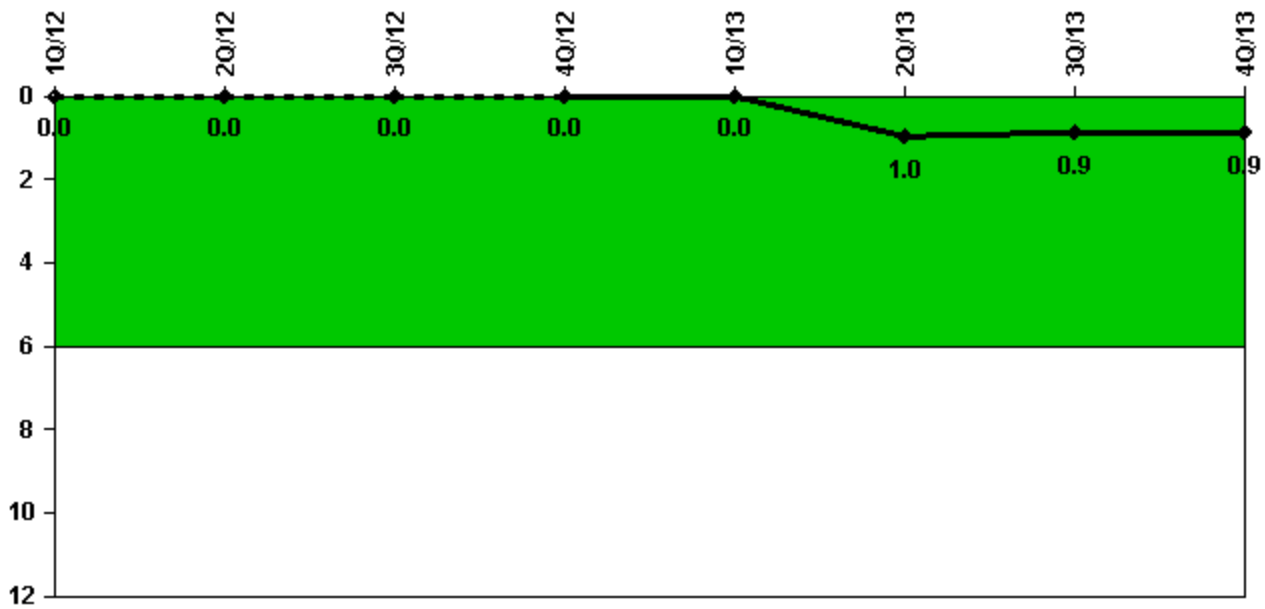
#### Notes

Unplanned Scrams per 7000 Critical Hrs	1Q/12	2Q/12	3Q/12	4Q/12	1Q/13	2Q/13	3Q/13	4Q/13
Unplanned scrams	0	0	0	0	3.0	1.0	0	0
Critical hours	1344.1	0	955.4	2209.0	1581.1	2046.1	2208.0	2209.0
<b>Indicator value</b>	<b>0</b>	<b>0</b>	<b>0</b>	<b>0</b>	<b>4.4</b>	<b>4.1</b>	<b>3.5</b>	<b>3.5</b>

Licensee Comments:

3Q/12: Unit 3 completed the cycle 26 refueling and power uprate outage.

### Unplanned Power Changes per 7000 Critical Hrs



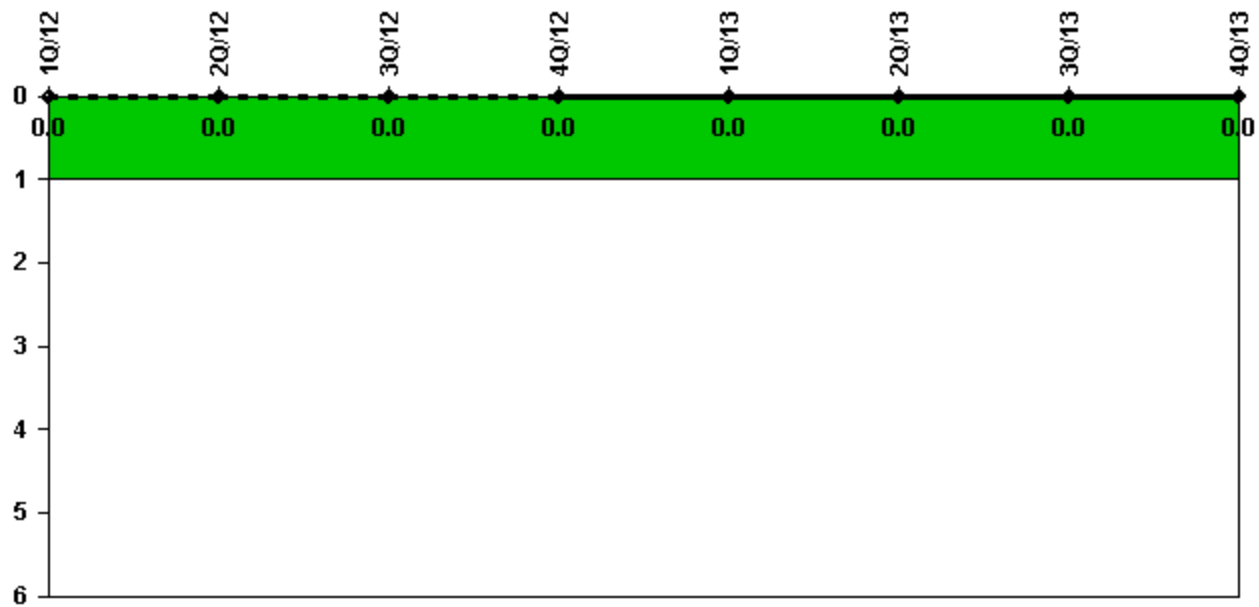
Thresholds: White > 6.0

#### Notes

Unplanned Power Changes per 7000 Critical Hrs	1Q/12	2Q/12	3Q/12	4Q/12	1Q/13	2Q/13	3Q/13	4Q/13
Unplanned power changes	0	0	0	0	0	1.0	0	0
Critical hours	1344.1	0	955.4	2209.0	1581.1	2046.1	2208.0	2209.0
<b>Indicator value</b>	<b>0</b>	<b>0</b>	<b>0</b>	<b>0</b>	<b>0</b>	<b>1.0</b>	<b>0.9</b>	<b>0.9</b>

Licensee Comments: none

### Unplanned Scrams with Complications



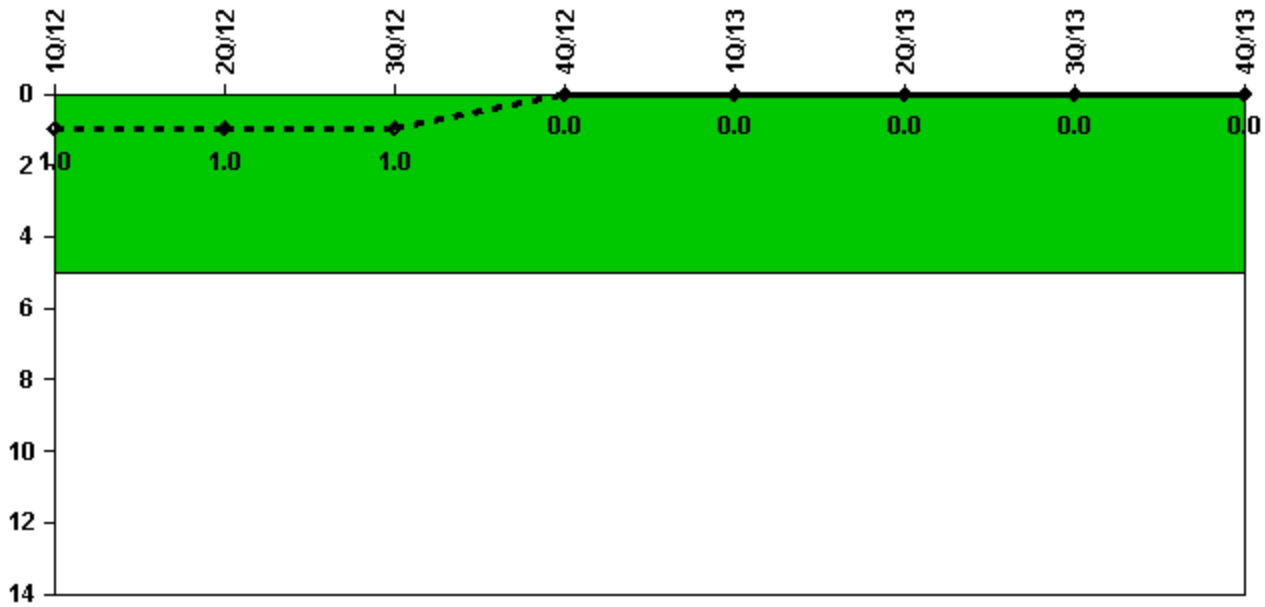
Thresholds: White > 1.0

#### Notes

Unplanned Scrams with Complications	1Q/12	2Q/12	3Q/12	4Q/12	1Q/13	2Q/13	3Q/13	4Q/13
Scrams with complications	0	0	0	0	0	0	0	0
<b>Indicator value</b>	<b>0.0</b>	<b>0.0</b>	<b>0.0</b>	<b>0.0</b>	<b>0.0</b>	<b>0.0</b>	<b>0.0</b>	<b>0.0</b>

Licensee Comments: none

### Safety System Functional Failures (PWR)



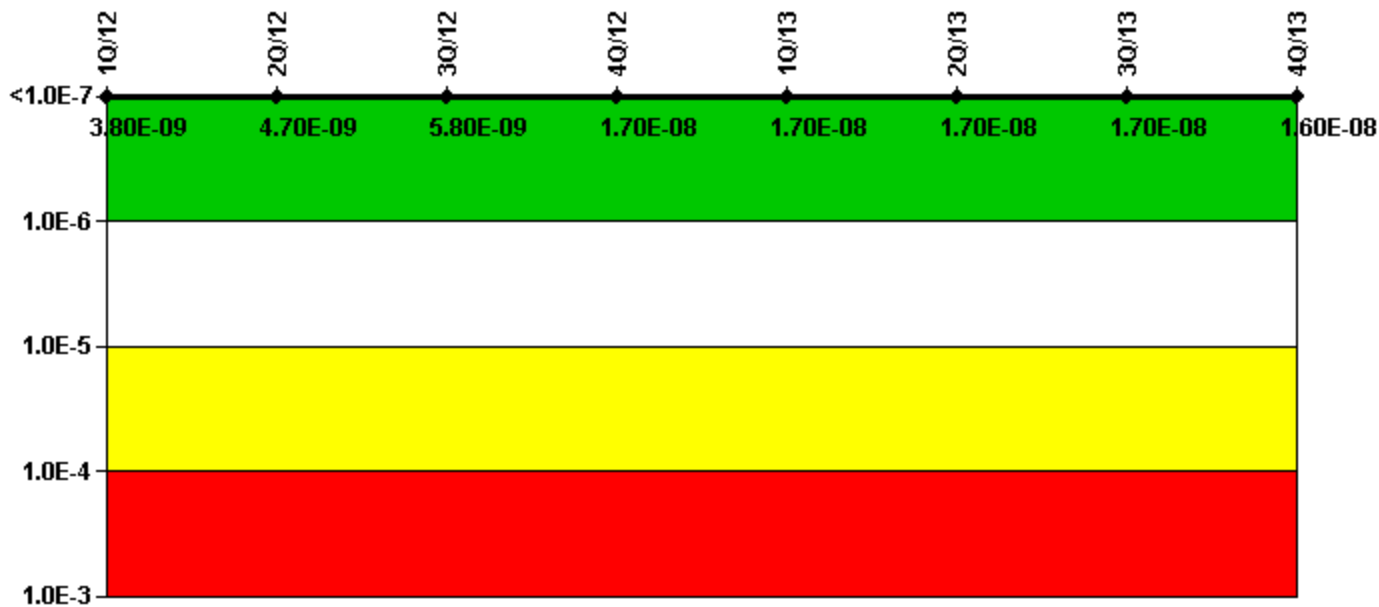
Thresholds: White > 5.0

#### Notes

Safety System Functional Failures (PWR)	1Q/12	2Q/12	3Q/12	4Q/12	1Q/13	2Q/13	3Q/13	4Q/13
Safety System Functional Failures	0	0	0	0	0	0	0	0
<b>Indicator value</b>	<b>1</b>	<b>1</b>	<b>1</b>	<b>0</b>	<b>0</b>	<b>0</b>	<b>0</b>	<b>0</b>

Licensee Comments: none

### Mitigating Systems Performance Index, Emergency AC Power System



Thresholds: White > 1.00E-6 Yellow > 1.00E-5 Red > 1.00E-4

#### Notes

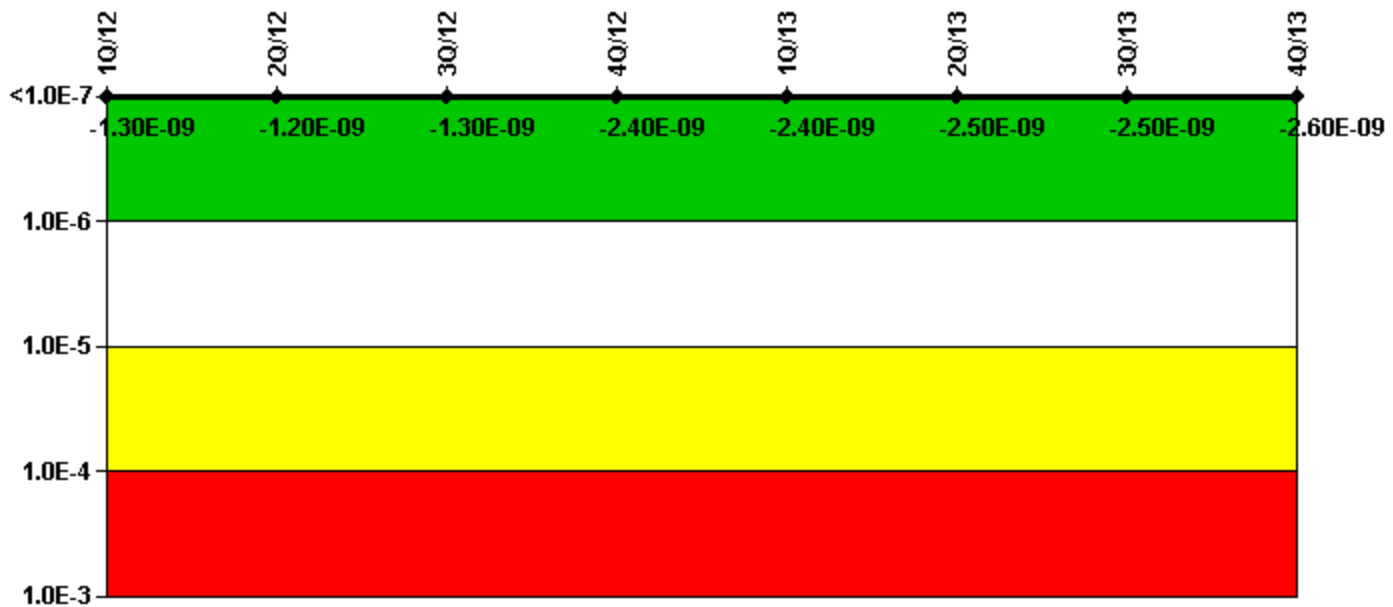
Mitigating Systems Performance Index, Emergency AC Power System	1Q/12	2Q/12	3Q/12	4Q/12	1Q/13	2Q/13	3Q/13	4Q/13
UAI ( $\Delta$ CDF)	8.64E-09	9.31E-09	1.01E-08	5.55E-09	5.45E-09	5.47E-09	5.37E-09	3.09E-09
URI ( $\Delta$ CDF)	-4.85E-09	-4.64E-09	-4.29E-09	1.14E-08	1.14E-08	1.12E-08	1.15E-08	1.28E-08
PLE	NO	NO	NO	NO	NO	NO	NO	NO
Indicator value	3.80E-09	4.70E-09	5.80E-09	1.70E-08	1.70E-08	1.70E-08	1.70E-08	1.60E-08

Licensee Comments:

4Q/12: Changed PRA Parameter(s).

1Q/12: Changed PRA Parameter(s).

### Mitigating Systems Performance Index, High Pressure Injection System



Thresholds: White > 1.00E-6 Yellow > 1.00E-5 Red > 1.00E-4

#### Notes

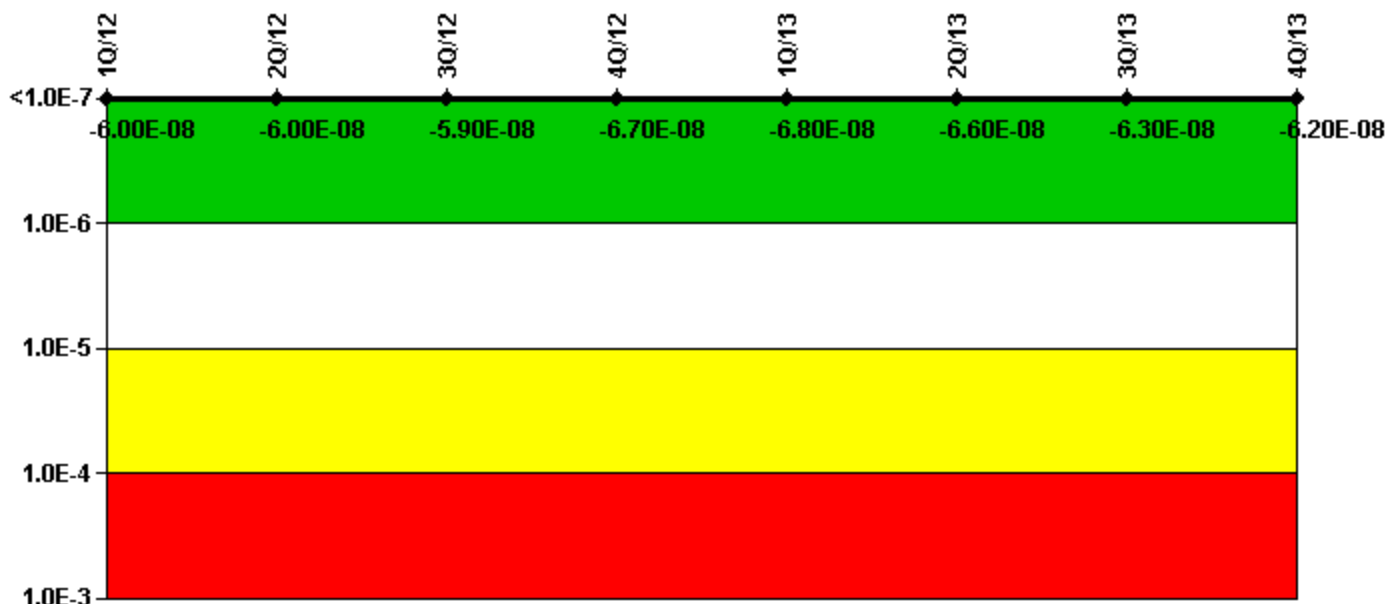
Mitigating Systems Performance Index, High Pressure Injection System	1Q/12	2Q/12	3Q/12	4Q/12	1Q/13	2Q/13	3Q/13	4Q/13
UAI ( $\Delta$ CDF)	4.65E-10	6.67E-10	6.64E-10	-1.05E-09	-1.05E-09	-1.04E-09	-1.03E-09	-1.07E-09
URI ( $\Delta$ CDF)	-1.80E-09	-1.86E-09	-1.92E-09	-1.33E-09	-1.39E-09	-1.44E-09	-1.48E-09	-1.58E-09
PLE	NO	NO	NO	NO	NO	NO	NO	NO
Indicator value	-1.30E-09	-1.20E-09	-1.30E-09	-2.40E-09	-2.40E-09	-2.50E-09	-2.50E-09	-2.60E-09

Licensee Comments:

4Q/12: Changed PRA Parameter(s).

1Q/12: Changed PRA Parameter(s).

### Mitigating Systems Performance Index, Heat Removal System



Thresholds: White > 1.00E-6 Yellow > 1.00E-5 Red > 1.00E-4

#### Notes


Mitigating Systems Performance Index, Heat Removal System	1Q/12	2Q/12	3Q/12	4Q/12	1Q/13	2Q/13	3Q/13	4Q/13
UAI ( $\Delta$ CDF)	5.18E-10	6.47E-10	1.67E-09	4.65E-09	4.45E-09	5.70E-09	8.73E-09	9.45E-09
URI ( $\Delta$ CDF)	-6.07E-08	-6.07E-08	-6.07E-08	-7.16E-08	-7.21E-08	-7.22E-08	-7.19E-08	-7.18E-08
PLE	NO	NO	NO	NO	NO	NO	NO	NO
Indicator value	-6.00E-08	-6.00E-08	-5.90E-08	-6.70E-08	-6.80E-08	-6.60E-08	-6.30E-08	-6.20E-08

Licensee Comments:

4Q/12: Changed PRA Parameter(s).

1Q/12: Changed PRA Parameter(s).

### Mitigating Systems Performance Index, Residual Heat Removal System



Thresholds: White > 1.00E-6 Yellow > 1.00E-5 Red > 1.00E-4

#### Notes

Mitigating Systems Performance Index, Residual Heat Removal System	1Q/12	2Q/12	3Q/12	4Q/12	1Q/13	2Q/13	3Q/13	4Q/13
UAI ( $\Delta$ CDF)	-1.99E-11	-1.99E-11	-1.99E-11	-2.23E-11	-2.23E-11	-2.23E-11	-2.23E-11	-2.23E-11
URI ( $\Delta$ CDF)	-6.95E-11	-6.95E-11	-6.95E-11	-7.99E-11	-7.99E-11	-7.99E-11	-7.99E-11	-7.99E-11
PLE	NO	NO	NO	NO	NO	NO	NO	NO
Indicator value	-8.90E-11	-8.90E-11	-8.90E-11	-1.00E-10	-1.00E-10	-1.00E-10	-1.00E-10	-1.00E-10

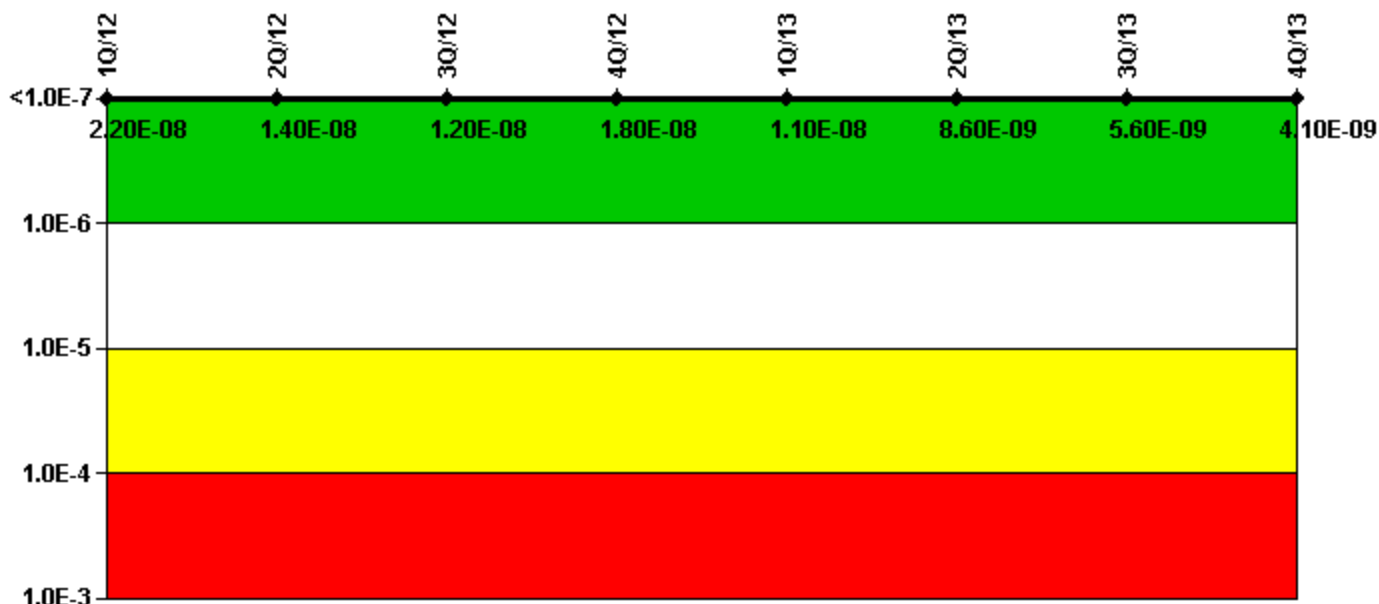
Licensee Comments:

4Q/12: Changed PRA Parameter(s).

1Q/12: Changed PRA Parameter(s).



### Mitigating Systems Performance Index, Cooling Water Systems



Thresholds: White > 1.00E-6 Yellow > 1.00E-5 Red > 1.00E-4

#### Notes

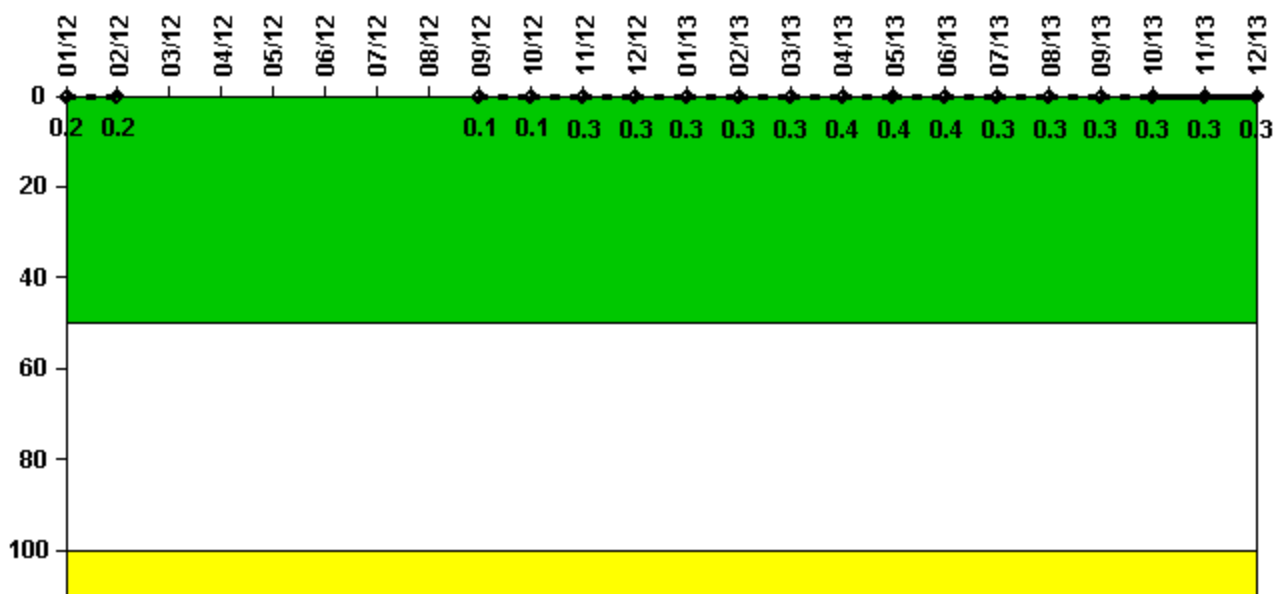
Mitigating Systems Performance Index, Cooling Water Systems	1Q/12	2Q/12	3Q/12	4Q/12	1Q/13	2Q/13	3Q/13	4Q/13
UAI ( $\Delta$ CDF)	2.57E-08	1.82E-08	1.62E-08	2.37E-08	1.64E-08	1.39E-08	1.08E-08	9.23E-09
URI ( $\Delta$ CDF)	-3.85E-09	-3.85E-09	-3.85E-09	-5.29E-09	-5.29E-09	-5.29E-09	-5.17E-09	-5.17E-09
PLE	NO	NO	NO	NO	NO	NO	NO	NO
Indicator value	2.20E-08	1.40E-08	1.20E-08	1.80E-08	1.10E-08	8.60E-09	5.60E-09	4.10E-09

Licensee Comments:

4Q/12: Changed PRA Parameter(s).

1Q/12: Changed PRA Parameter(s).

### Reactor Coolant System Activity



Thresholds: White > 50.0 Yellow > 100.0

#### Notes

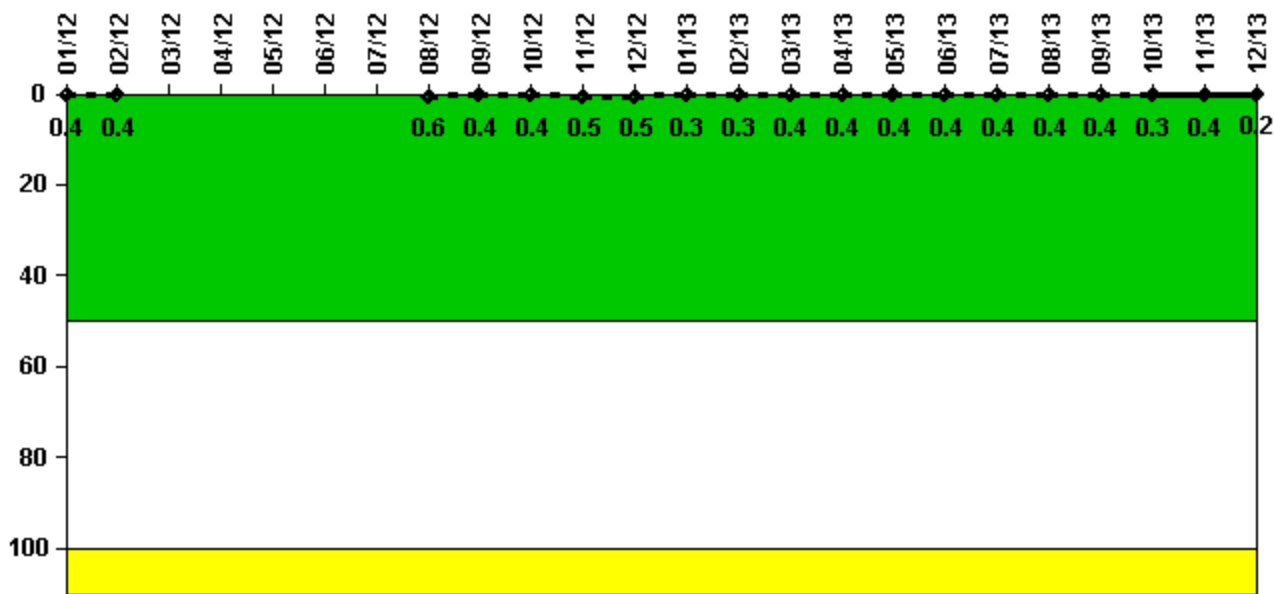
Reactor Coolant System Activity	1/12	2/12	3/12	4/12	5/12	6/12	7/12	8/12	9/12	10/12	11/12	12/12
Maximum activity	0.002070	0.002020	N/A	N/A	N/A	N/A	N/A	N/A	0.000130	0.000200	0.000690	0.000640
Technical specification limit	1.0	1.0	1.0	1.0	1.0	1.0	1.0	0.3	0.3	0.3	0.3	0.3
Indicator value	0.2	0.2	N/A	N/A	N/A	N/A	N/A	N/A	0.1	0.1	0.3	0.3

Reactor Coolant System Activity	1/13	2/13	3/13	4/13	5/13	6/13	7/13	8/13	9/13	10/13	11/13	12/13
Maximum activity	0.000780	0.000760	0.000730	0.000930	0.000930	0.000960	0.000640	0.000810	0.000730	0.000650	0.000650	0.000690
Technical specification limit	0.3	0.3	0.3	0.3	0.3	0.3	0.3	0.3	0.3	0.3	0.3	0.3
Indicator value	0.3	0.3	0.3	0.4	0.4	0.4	0.3	0.3	0.3	0.3	0.3	0.3

Licensee Comments: none

### Reactor Coolant System Leakage



Thresholds: White > 50.0 Yellow > 100.0

#### Notes

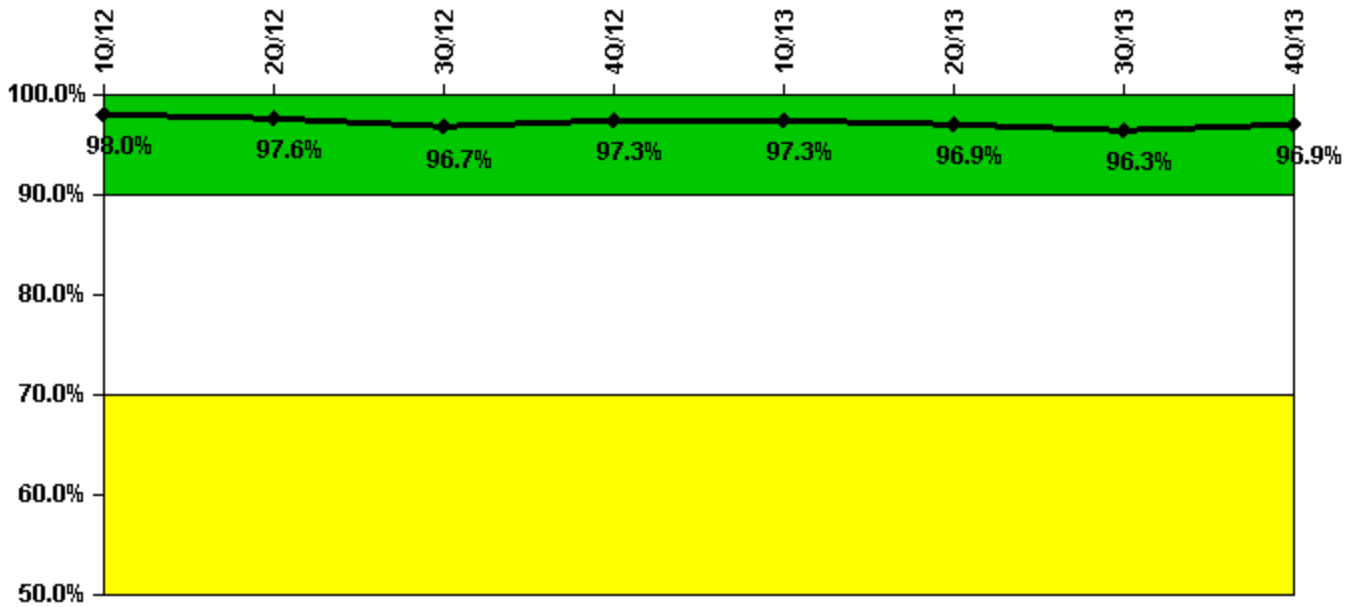
Reactor Coolant System Leakage	1/12	2/12	3/12	4/12	5/12	6/12	7/12	8/12	9/12	10/12	11/12	12/12
Maximum leakage	0.040	0.040	N/A	N/A	N/A	N/A	N/A	0.060	0.040	0.040	0.045	0.050
Technical specification limit	10.0	10.0	10.0	10.0	10.0	10.0	10.0	10.0	10.0	10.0	10.0	10.0
Indicator value	0.4	0.4	N/A	N/A	N/A	N/A	N/A	0.6	0.4	0.4	0.5	0.5

Reactor Coolant System Leakage	1/13	2/13	3/13	4/13	5/13	6/13	7/13	8/13	9/13	10/13	11/13	12/13
Maximum leakage	0.030	0.030	0.040	0.040	0.040	0.040	0.040	0.040	0.040	0.030	0.040	0.020
Technical specification limit	10.0	10.0	10.0	10.0	10.0	10.0	10.0	10.0	10.0	10.0	10.0	10.0
Indicator value	0.3	0.3	0.4	0.4	0.4	0.4	0.4	0.4	0.4	0.3	0.4	0.2

Licensee Comments: none

### Drill/Exercise Performance



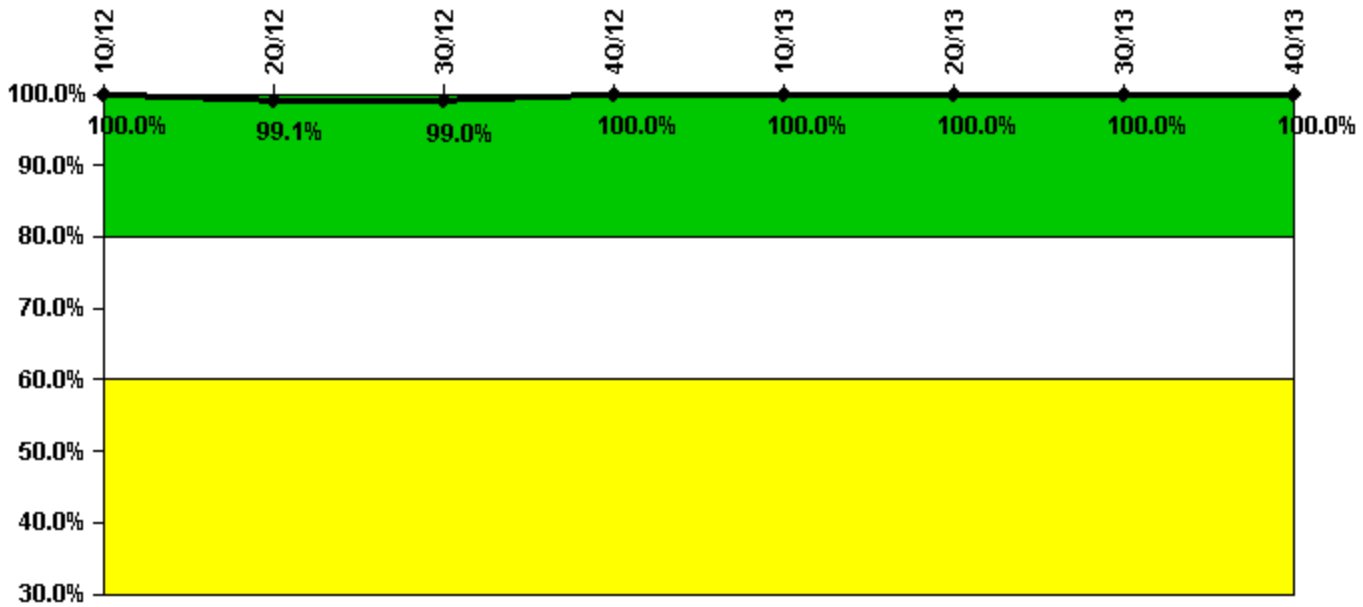
Thresholds: White < 90.0% Yellow < 70.0%

#### Notes

Drill/Exercise Performance	1Q/12	2Q/12	3Q/12	4Q/12	1Q/13	2Q/13	3Q/13	4Q/13
Successful opportunities	24.0	22.0	35.0	55.0	10.0	38.0	33.0	37.0
Total opportunities	24.0	23.0	38.0	55.0	10.0	40.0	35.0	37.0
Indicator value	98.0%	97.6%	96.7%	97.3%	97.3%	96.9%	96.3%	96.9%

Licensee Comments: none

### ERO Drill Participation



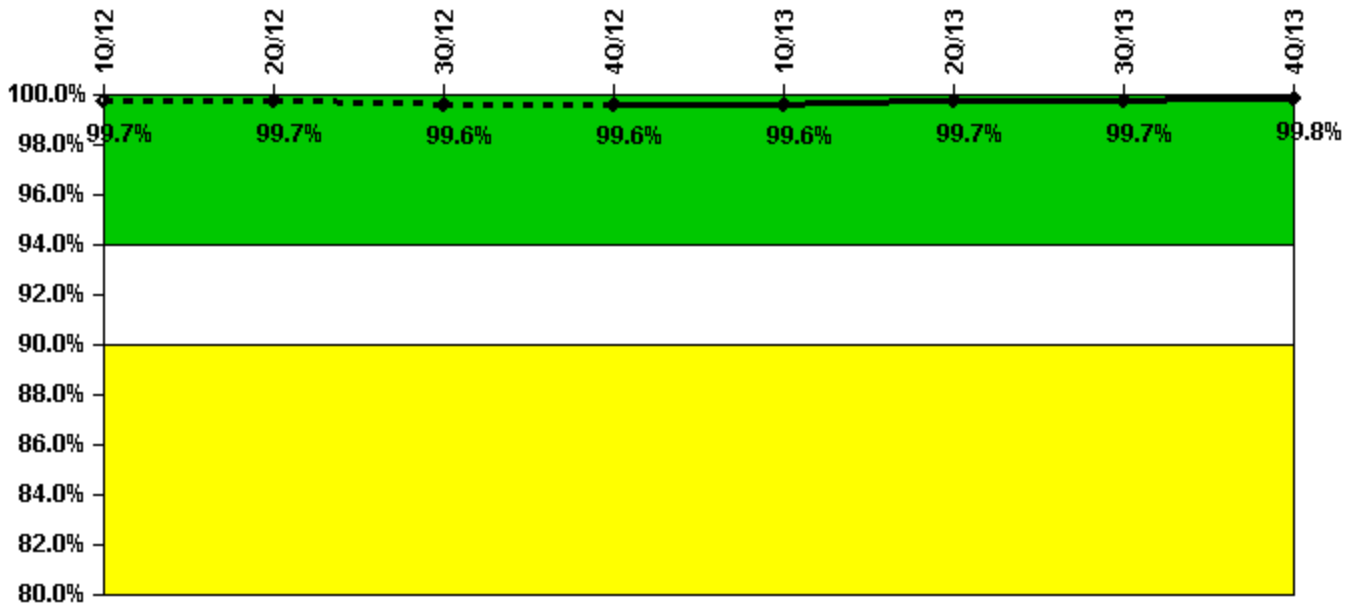
Thresholds: White < 80.0% Yellow < 60.0%

#### Notes

ERO Drill Participation	1Q/12	2Q/12	3Q/12	4Q/12	1Q/13	2Q/13	3Q/13	4Q/13
Participating Key personnel	104.0	106.0	98.0	103.0	97.0	106.0	106.0	111.0
Total Key personnel	104.0	107.0	99.0	103.0	97.0	106.0	106.0	111.0
Indicator value	100.0%	99.1%	99.0%	100.0%	100.0%	100.0%	100.0%	100.0%

Licensee Comments: none

### Alert & Notification System



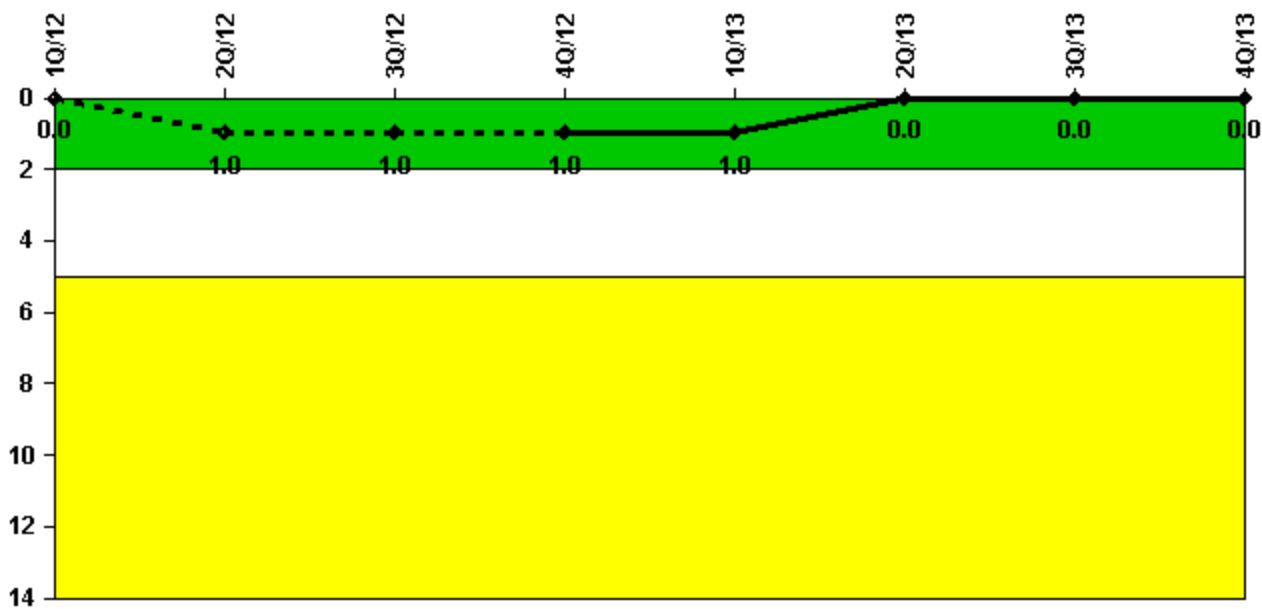
Thresholds: White < 94.0% Yellow < 90.0%

#### Notes

Alert & Notification System	1Q/12	2Q/12	3Q/12	4Q/12	1Q/13	2Q/13	3Q/13	4Q/13
Successful siren-tests	375	328	374	328	375	329	327	376
Total sirens-tests	376	329	376	329	376	329	329	376
Indicator value	99.7%	99.7%	99.6%	99.6%	99.6%	99.7%	99.7%	99.8%

Licensee Comments: none

### Occupational Exposure Control Effectiveness



Thresholds: White > 2.0 Yellow > 5.0

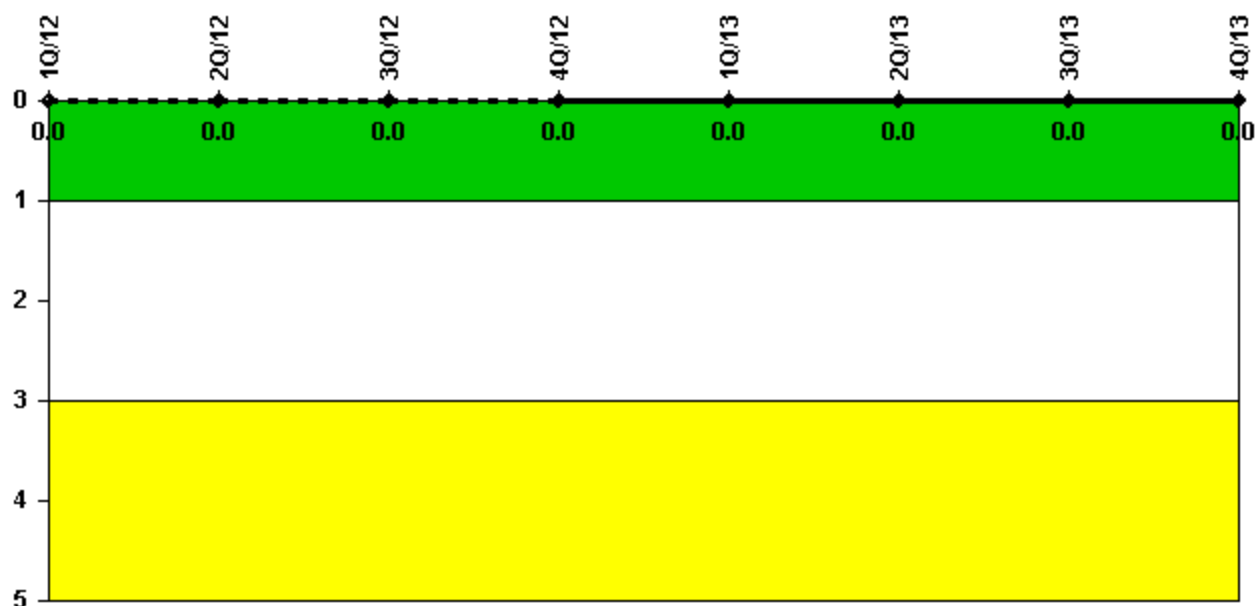
#### Notes

Occupational Exposure Control Effectiveness	1Q/12	2Q/12	3Q/12	4Q/12	1Q/13	2Q/13	3Q/13	4Q/13
High radiation area occurrences	0	1	0	0	0	0	0	0
Very high radiation area occurrences	0	0	0	0	0	0	0	0
Unintended exposure occurrences	0	0	0	0	0	0	0	0
<b>Indicator value</b>	<b>0</b>	<b>1</b>	<b>1</b>	<b>1</b>	<b>1</b>	<b>0</b>	<b>0</b>	<b>0</b>

Licensee Comments:

2Q/12: Turkey Point Unit 3 High Radiation Occurrence on 4-28-12; Condition Report 1760652

### RETS/ODCM Radiological Effluent



Thresholds: White > 1.0 Yellow > 3.0

#### Notes

RETS/ODCM Radiological Effluent	1Q/12	2Q/12	3Q/12	4Q/12	1Q/13	2Q/13	3Q/13	4Q/13
RETS/ODCM occurrences	0	0	0	0	0	0	0	0
<b>Indicator value</b>	<b>0</b>	<b>0</b>	<b>0</b>	<b>0</b>	<b>0</b>	<b>0</b>	<b>0</b>	<b>0</b>

Licensee Comments: none

Although the Security Cornerstone is included in the Reactor Oversight Process assessment program, the Commission has decided that specific information related to findings and performance indicators pertaining to the Security Cornerstone will not be publicly available to ensure that security information is not provided to a possible adversary. Other than the fact that a finding or performance indicator is Green or Greater-Than-Green, security related information will not be displayed on the public web page.



 [Action Matrix Summary](#) | [Inspection Findings Summary](#) | [PI Summary](#) | [Reactor Oversight Process](#)

*Last Modified: January 22, 2014*