

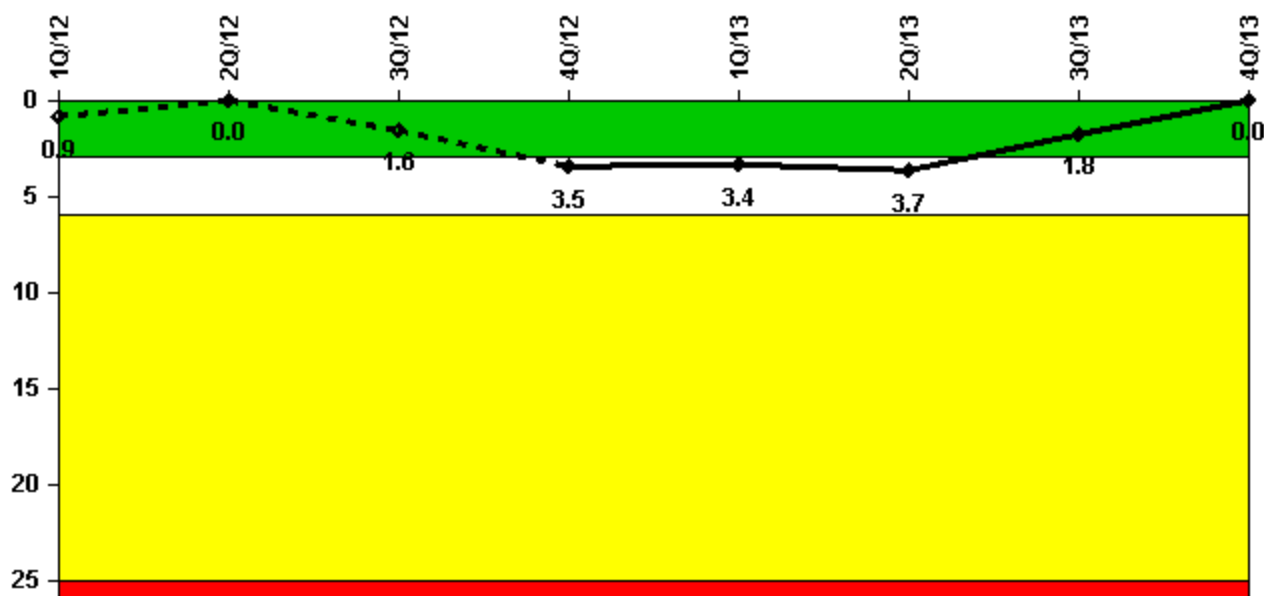
Nine Mile Point 1

4Q/2013 Performance Indicators

The solid trend line represents the current reporting period.

Licensee's General Comments: none

Unplanned Scrams per 7000 Critical Hrs



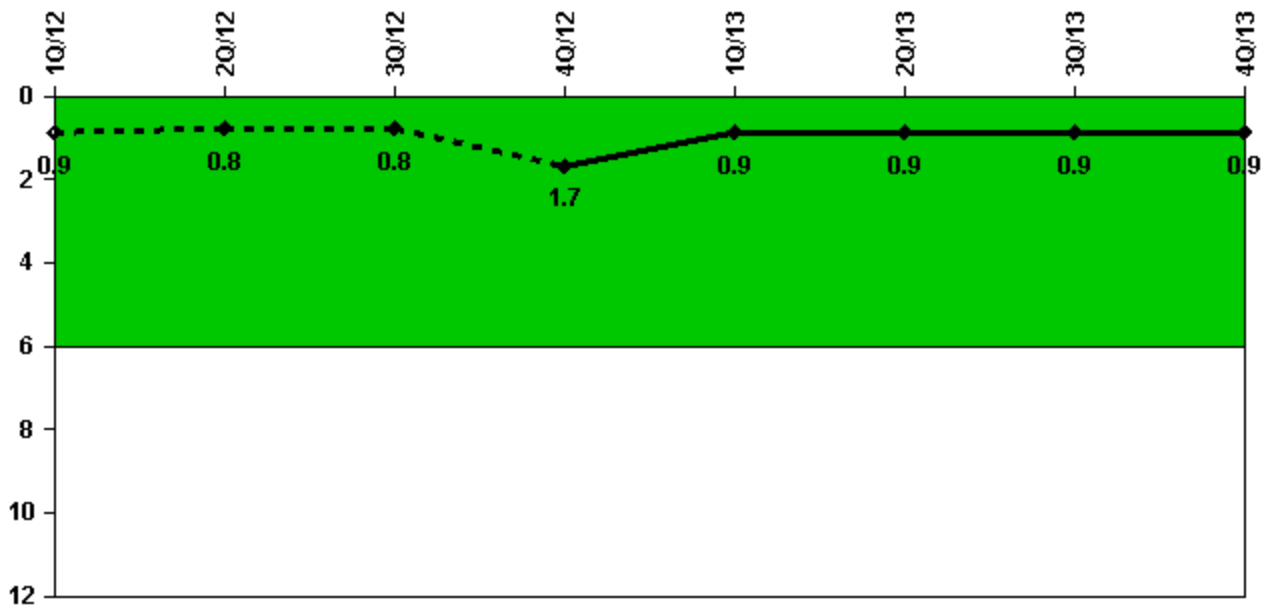
Thresholds: White > 3.0 Yellow > 6.0 Red > 25.0

Notes

Unplanned Scrams per 7000 Critical Hrs	1Q/12	2Q/12	3Q/12	4Q/12	1Q/13	2Q/13	3Q/13	4Q/13
Unplanned scrams	0	0	2.0	2.0	0	0	0	0
Critical hours	2065.3	2184.0	2037.5	1793.2	2159.0	1479.4	2155.9	2209.0
Indicator value	0.9	0	1.6	3.5	3.4	3.7	1.8	0

Licensee Comments: none

Unplanned Power Changes per 7000 Critical Hrs



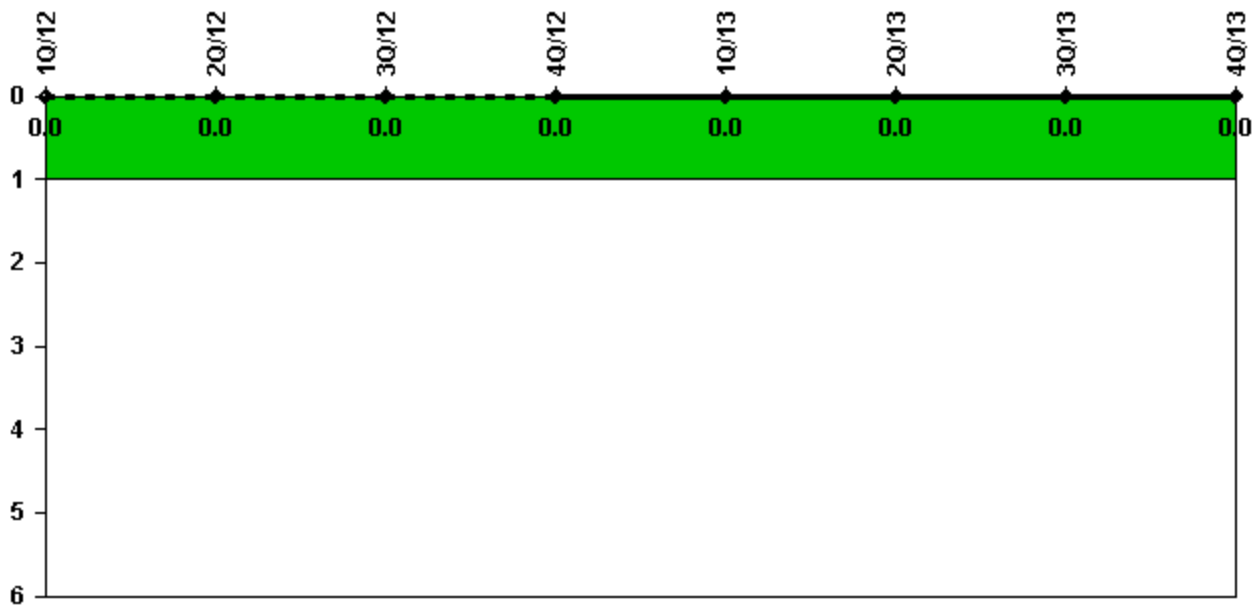
Thresholds: White > 6.0

Notes

Unplanned Power Changes per 7000 Critical Hrs	1Q/12	2Q/12	3Q/12	4Q/12	1Q/13	2Q/13	3Q/13	4Q/13
Unplanned power changes	1.0	0	0	1.0	0	0	0	1.0
Critical hours	2065.3	2184.0	2037.5	1793.2	2159.0	1479.4	2155.9	2209.0
Indicator value	0.9	0.8	0.8	1.7	0.9	0.9	0.9	0.9

Licensee Comments: none

Unplanned Scrams with Complications



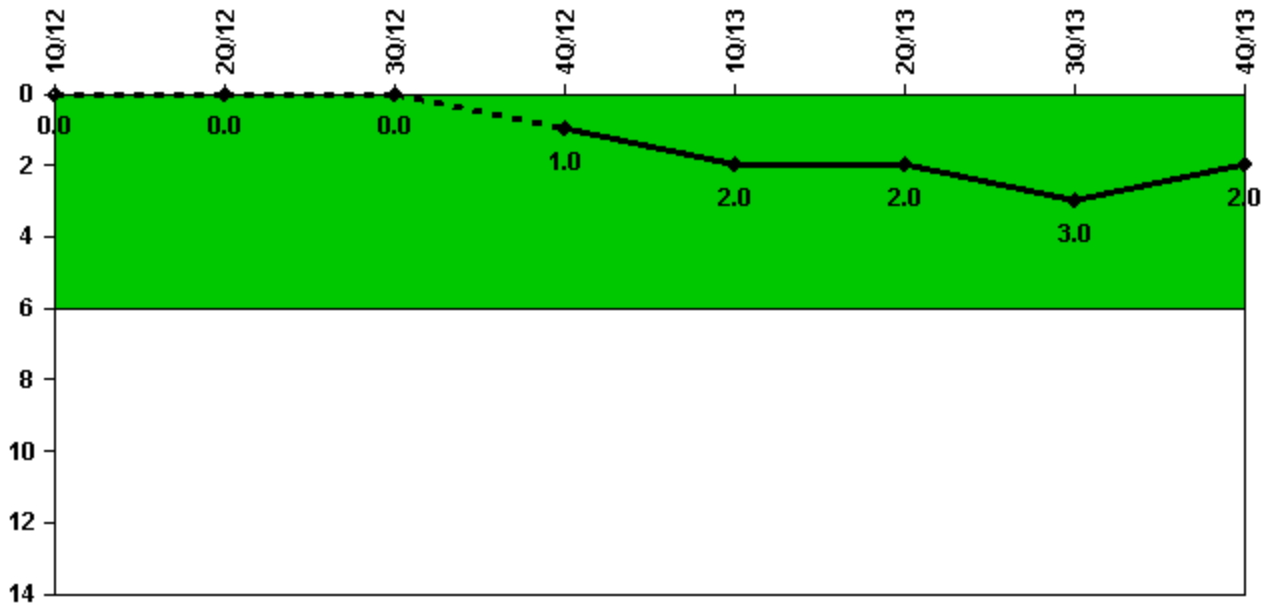
Thresholds: White > 1.0

Notes

Unplanned Scrams with Complications	1Q/12	2Q/12	3Q/12	4Q/12	1Q/13	2Q/13	3Q/13	4Q/13
Scrams with complications	0	0	0	0	0	0	0	0
Indicator value	0.0	0.0	0.0	0.0	0.0	0.0	0.0	0.0

Licensee Comments: none

Safety System Functional Failures (BWR)



Thresholds: White > 6.0

Notes

Safety System Functional Failures (BWR)	1Q/12	2Q/12	3Q/12	4Q/12	1Q/13	2Q/13	3Q/13	4Q/13
Safety System Functional Failures	0	0	0	1	1	0	1	0
Indicator value	0	0	0	1	2	2	3	2

Licensee Comments:

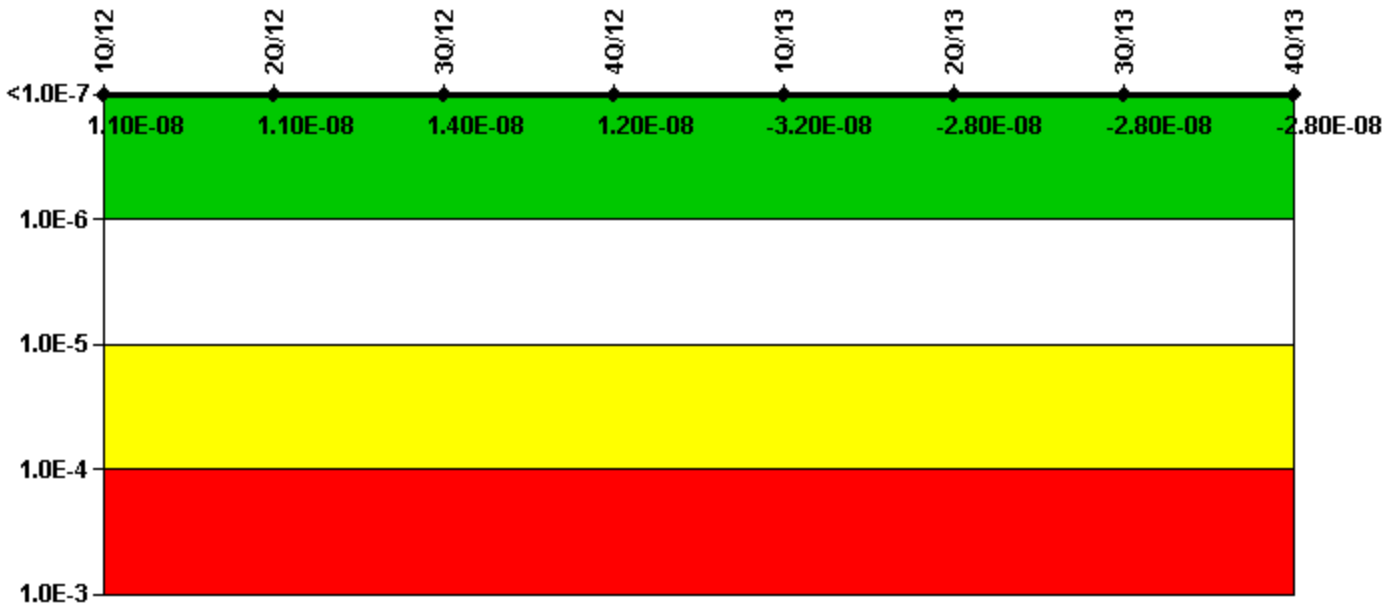
3Q/13: LER 2012-003 Rev 1, LER 2013-001

1Q/13: LER 2012-006

4Q/12: In December 2012, three SSFFs were counted associated with Loss of isolation function (because this happened on three different occasions) on shutdown cooling system suction line due to procedure deficiency. Upon further review of the NEI 99-02 guidelines, it was determined that these events should count as just one SSFF. LER 2012-003 has been revised to reflect this change.

4Q/12: LER 2012-003

Mitigating Systems Performance Index, Emergency AC Power System



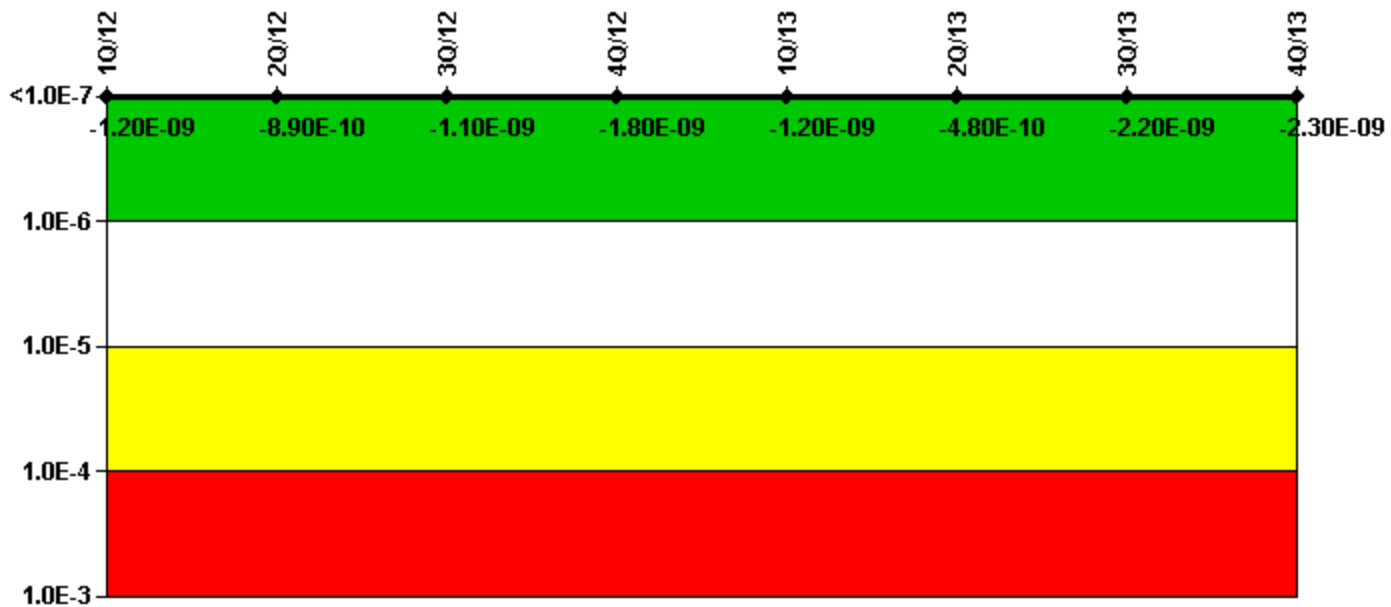
Thresholds: White > 1.00E-6 Yellow > 1.00E-5 Red > 1.00E-4

Notes

Mitigating Systems Performance Index, Emergency AC Power System	1Q/12	2Q/12	3Q/12	4Q/12	1Q/13	2Q/13	3Q/13	4Q/13
UAI (Δ CDF)	-2.95E-09	-2.84E-09	2.35E-10	-3.26E-09	-4.69E-09	-5.10E-10	2.60E-11	-6.80E-10
URI (Δ CDF)	1.35E-08	1.39E-08	1.36E-08	1.48E-08	-2.75E-08	-2.78E-08	-2.78E-08	-2.77E-08
PLE	NO	NO	NO	NO	NO	NO	NO	NO
Indicator value	1.10E-08	1.10E-08	1.40E-08	1.20E-08	-3.20E-08	-2.80E-08	-2.80E-08	-2.80E-08

Licensee Comments: none

Mitigating Systems Performance Index, High Pressure Injection System




Thresholds: White > 1.00E-6 Yellow > 1.00E-5 Red > 1.00E-4

Notes

Mitigating Systems Performance Index, High Pressure Injection System	1Q/12	2Q/12	3Q/12	4Q/12	1Q/13	2Q/13	3Q/13	4Q/13
UAI (Δ CDF)	-1.09E-08	-1.09E-08	-1.09E-08	-1.09E-08	-1.03E-08	-9.29E-09	-1.09E-08	-1.09E-08
URI (Δ CDF)	9.69E-09	9.99E-09	9.78E-09	9.09E-09	9.14E-09	8.82E-09	8.62E-09	8.54E-09
PLE	NO	NO	NO	NO	NO	NO	NO	NO
Indicator value	-1.20E-09	-8.90E-10	-1.10E-09	-1.80E-09	-1.20E-09	-4.80E-10	-2.20E-09	-2.30E-09

Licensee Comments: none

Mitigating Systems Performance Index, Heat Removal System




Thresholds: White > 1.00E-6 Yellow > 1.00E-5 Red > 1.00E-4

Notes

Mitigating Systems Performance Index, Heat Removal System	1Q/12	2Q/12	3Q/12	4Q/12	1Q/13	2Q/13	3Q/13	4Q/13
UAI (Δ CDF)	-1.24E-09	-1.24E-09	-1.24E-09	-1.24E-09	-1.24E-09	-1.24E-09	-1.24E-09	-1.24E-09
URI (Δ CDF)	-4.69E-10	-4.42E-10	-4.54E-10	-4.48E-10	-4.36E-10	-4.95E-10	-4.95E-10	-5.00E-10
PLE	NO	NO	NO	NO	NO	NO	NO	NO
Indicator value	-1.70E-09	-1.70E-09	-1.70E-09	-1.70E-09	-1.70E-09	-1.70E-09	-1.70E-09	-1.70E-09

Licensee Comments: none

Mitigating Systems Performance Index, Residual Heat Removal System



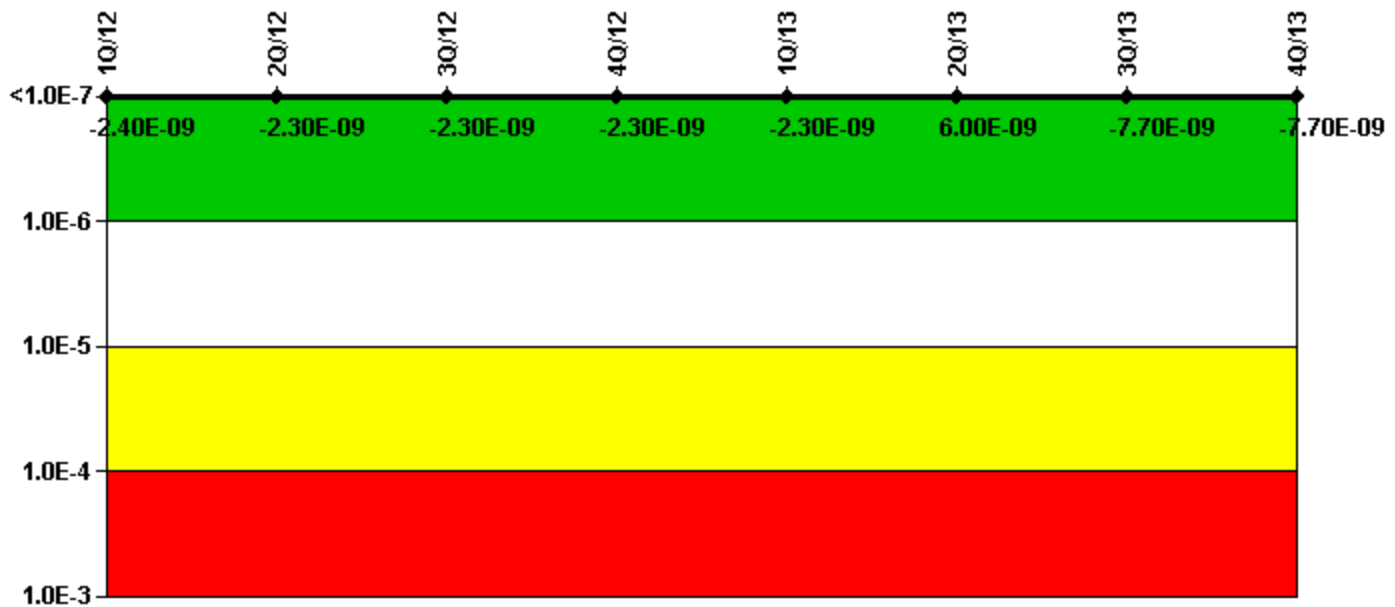
Thresholds: White > 1.00E-6 Yellow > 1.00E-5 Red > 1.00E-4

Notes

Mitigating Systems Performance Index, Residual Heat Removal System	1Q/12	2Q/12	3Q/12	4Q/12	1Q/13	2Q/13	3Q/13	4Q/13
UAI (Δ CDF)	-1.46E-10	-1.46E-10	-1.49E-10	-1.49E-10	-1.49E-10	-1.49E-10	-1.49E-10	-1.49E-10
URI (Δ CDF)	-1.55E-09	-1.46E-09	-1.46E-09	-1.46E-09	-1.48E-09	-1.53E-09	-1.55E-09	-1.52E-09
PLE	NO	NO	NO	NO	NO	NO	NO	NO
Indicator value	-1.70E-09	-1.60E-09	-1.60E-09	-1.60E-09	-1.60E-09	-1.70E-09	-1.70E-09	-1.70E-09

Licensee Comments: none

Mitigating Systems Performance Index, Cooling Water Systems



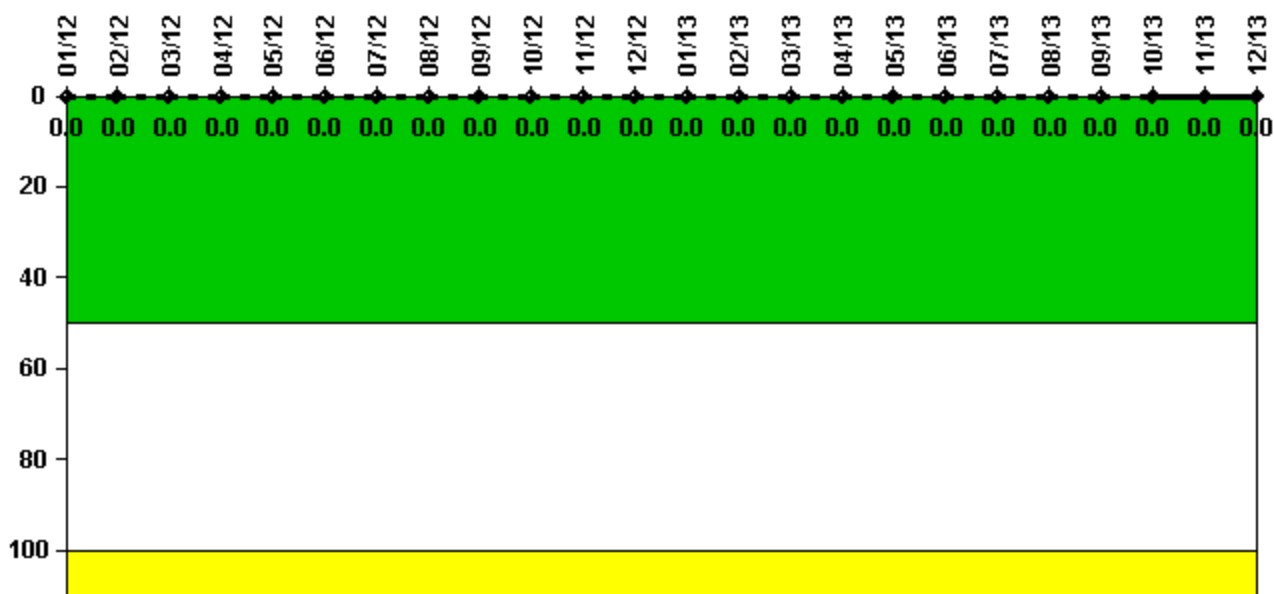
Thresholds: White > 1.00E-6 Yellow > 1.00E-5 Red > 1.00E-4

Notes

Mitigating Systems Performance Index, Cooling Water Systems	1Q/12	2Q/12	3Q/12	4Q/12	1Q/13	2Q/13	3Q/13	4Q/13
UAI (Δ CDF)	-1.57E-08	-1.57E-08	-1.57E-08	-1.57E-08	-1.57E-08	-1.45E-08	-1.46E-08	-1.46E-08
URI (Δ CDF)	1.33E-08	1.34E-08	1.34E-08	1.34E-08	1.34E-08	2.05E-08	6.87E-09	6.87E-09
PLE	NO	NO	NO	NO	NO	NO	NO	NO
Indicator value	-2.40E-09	-2.30E-09	-2.30E-09	-2.30E-09	-2.30E-09	6.00E-09	-7.70E-09	-7.70E-09

Licensee Comments: none

Reactor Coolant System Activity



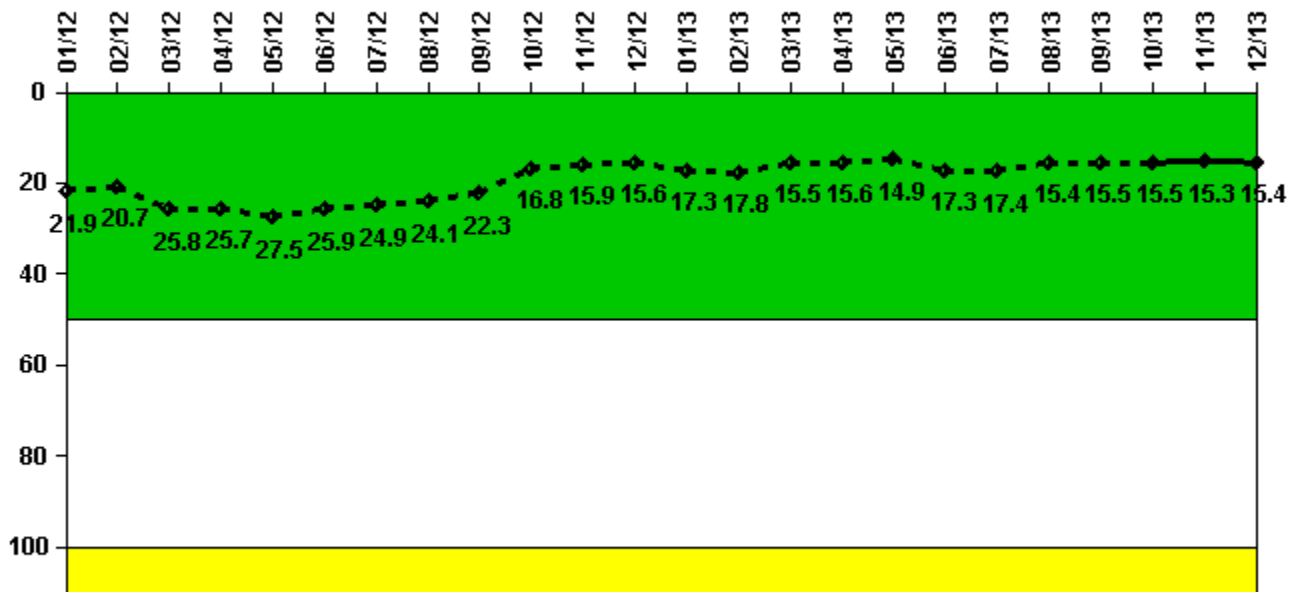
Thresholds: White > 50.0 Yellow > 100.0

Notes

Reactor Coolant System Activity	1/12	2/12	3/12	4/12	5/12	6/12	7/12	8/12	9/12	10/12	11/12	12/12
Maximum activity	0.000007	0.000007	0.000007	0.000016	0.000007	0.000008	0.000008	0.000010	0.000009	0.000006	0.000009	0.000008
Technical specification limit	0.2	0.2	0.2	0.2	0.2	0.2	0.2	0.2	0.2	0.2	0.2	0.2
Indicator value	0	0	0	0	0	0	0	0	0	0	0	0
Reactor Coolant System Activity	1/13	2/13	3/13	4/13	5/13	6/13	7/13	8/13	9/13	10/13	11/13	12/13
Maximum activity	0.000010	0.000008	0.000007	0.000019	0.000004	0.000006	0.000007	0.000006	0.000011	0.000005	0.000006	0.000004
Technical specification limit	0.2	0.2	0.2	0.2	0.2	0.2	0.2	0.2	0.2	0.2	0.2	0.2
Indicator value	0	0	0	0	0	0	0	0	0	0	0	0

Licensee Comments: none

Reactor Coolant System Leakage



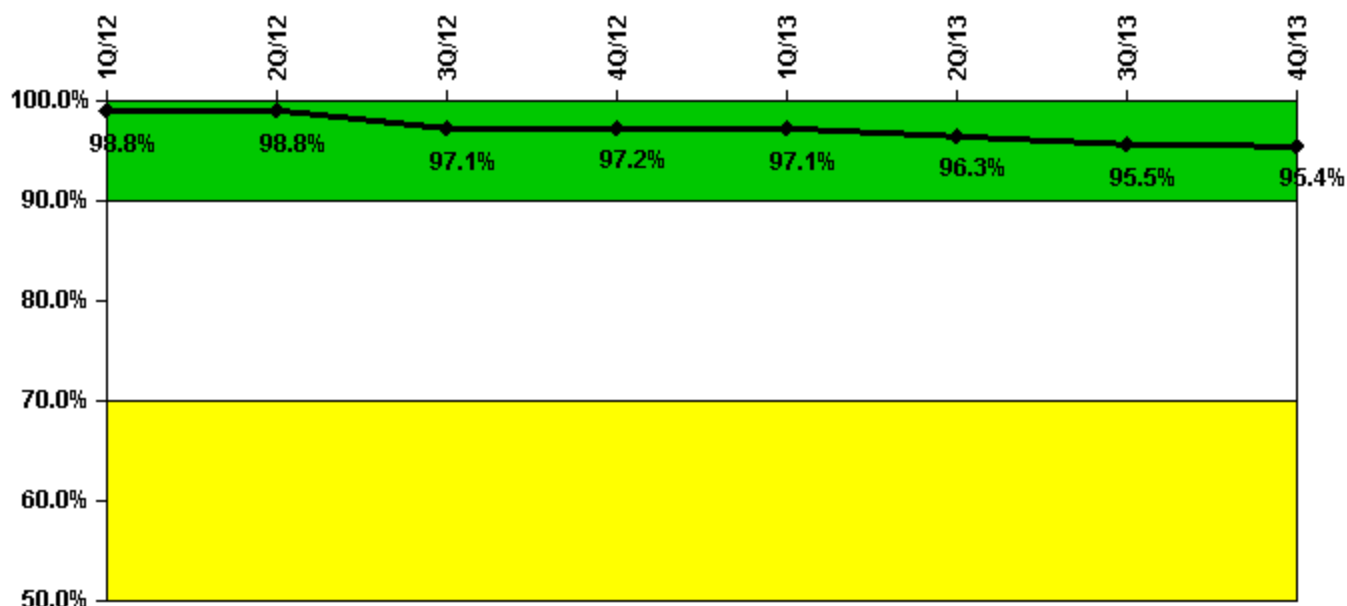
Thresholds: White > 50.0 Yellow > 100.0

Notes

Reactor Coolant System Leakage	1/12	2/12	3/12	4/12	5/12	6/12	7/12	8/12	9/12	10/12	11/12	12/12
Maximum leakage	5.469	5.174	6.457	6.434	6.881	6.480	6.229	6.026	5.572	4.192	3.967	3.908
Technical specification limit	25.0	25.0	25.0	25.0	25.0	25.0	25.0	25.0	25.0	25.0	25.0	25.0
Indicator value	21.9	20.7	25.8	25.7	27.5	25.9	24.9	24.1	22.3	16.8	15.9	15.6
Reactor Coolant System Leakage	1/13	2/13	3/13	4/13	5/13	6/13	7/13	8/13	9/13	10/13	11/13	12/13
Maximum leakage	4.326	4.459	3.886	3.891	3.719	4.322	4.354	3.847	3.871	3.879	3.831	3.838
Technical specification limit	25.0	25.0	25.0	25.0	25.0	25.0	25.0	25.0	25.0	25.0	25.0	25.0
Indicator value	17.3	17.8	15.5	15.6	14.9	17.3	17.4	15.4	15.5	15.5	15.3	15.4

Licensee Comments: none

Drill/Exercise Performance



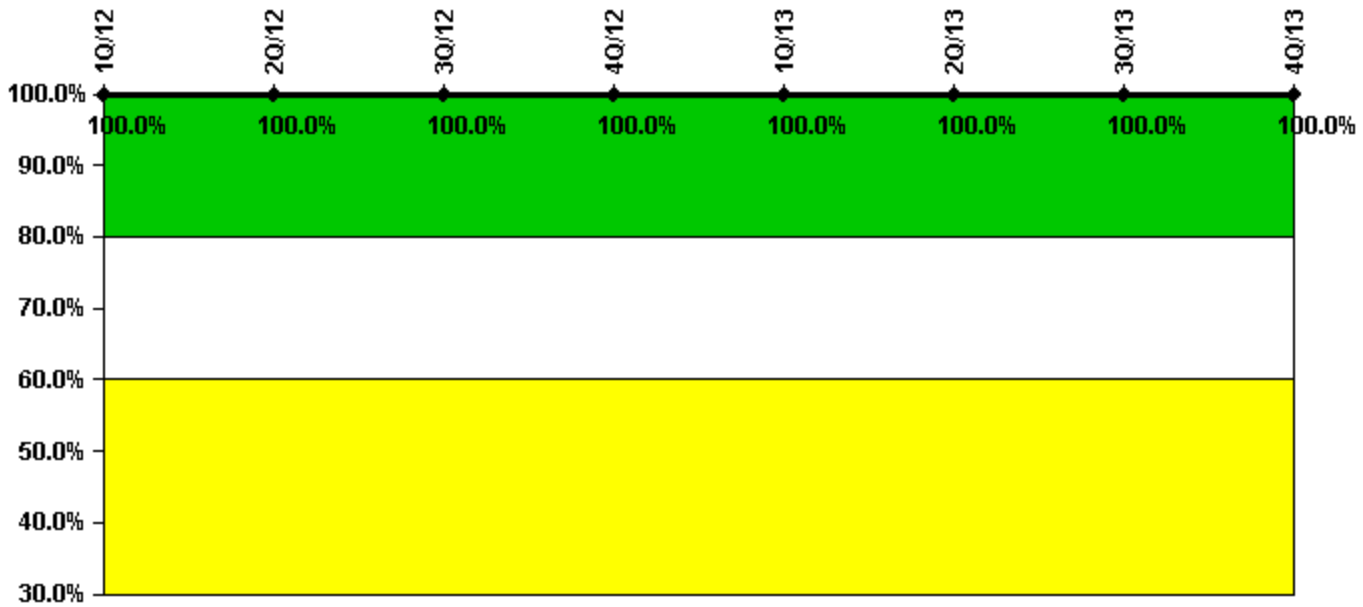
Thresholds: White < 90.0% Yellow < 70.0%

Notes

Drill/Exercise Performance	1Q/12	2Q/12	3Q/12	4Q/12	1Q/13	2Q/13	3Q/13	4Q/13
Successful opportunities	37.0	3.0	79.0	60.0	25.0	44.0	34.0	53.0
Total opportunities	38.0	3.0	85.0	61.0	25.0	48.0	37.0	54.0
Indicator value	98.8%	98.8%	97.1%	97.2%	97.1%	96.3%	95.5%	95.4%

Licensee Comments: none

ERO Drill Participation



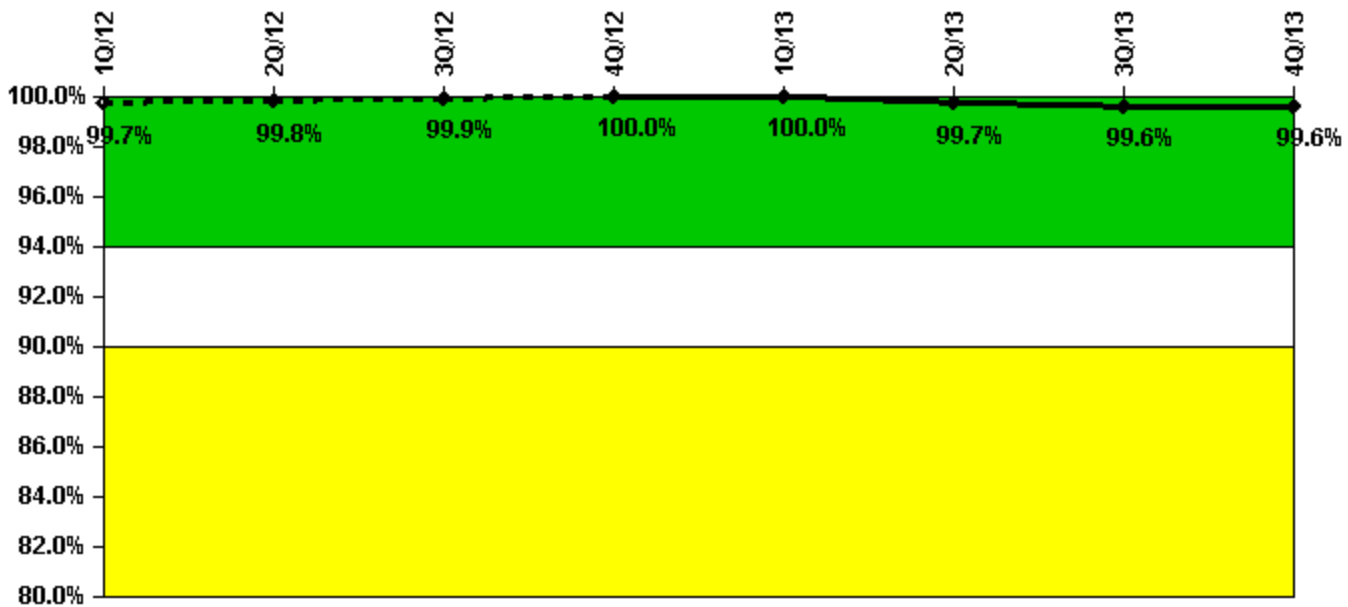
Thresholds: White < 80.0% Yellow < 60.0%

Notes

ERO Drill Participation	1Q/12	2Q/12	3Q/12	4Q/12	1Q/13	2Q/13	3Q/13	4Q/13
Participating Key personnel	88.0	83.0	86.0	84.0	87.0	85.0	82.0	77.0
Total Key personnel	88.0	83.0	86.0	84.0	87.0	85.0	82.0	77.0
Indicator value	100.0%	100.0%	100.0%	100.0%	100.0%	100.0%	100.0%	100.0%

Licensee Comments: none

Alert & Notification System



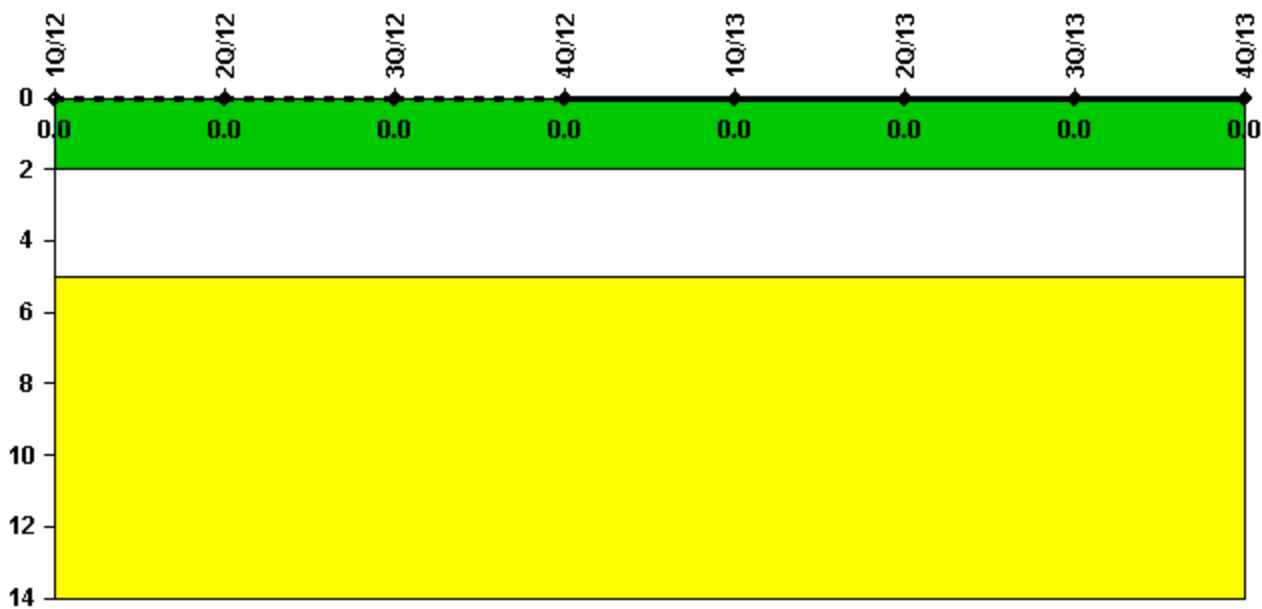
Thresholds: White < 94.0% Yellow < 90.0%

Notes

Alert & Notification System	1Q/12	2Q/12	3Q/12	4Q/12	1Q/13	2Q/13	3Q/13	4Q/13
Successful siren-tests	222	296	222	333	222	293	221	333
Total sirens-tests	222	296	222	333	222	296	222	333
Indicator value	99.7%	99.8%	99.9%	100.0%	100.0%	99.7%	99.6%	99.6%

Licensee Comments: none

Occupational Exposure Control Effectiveness



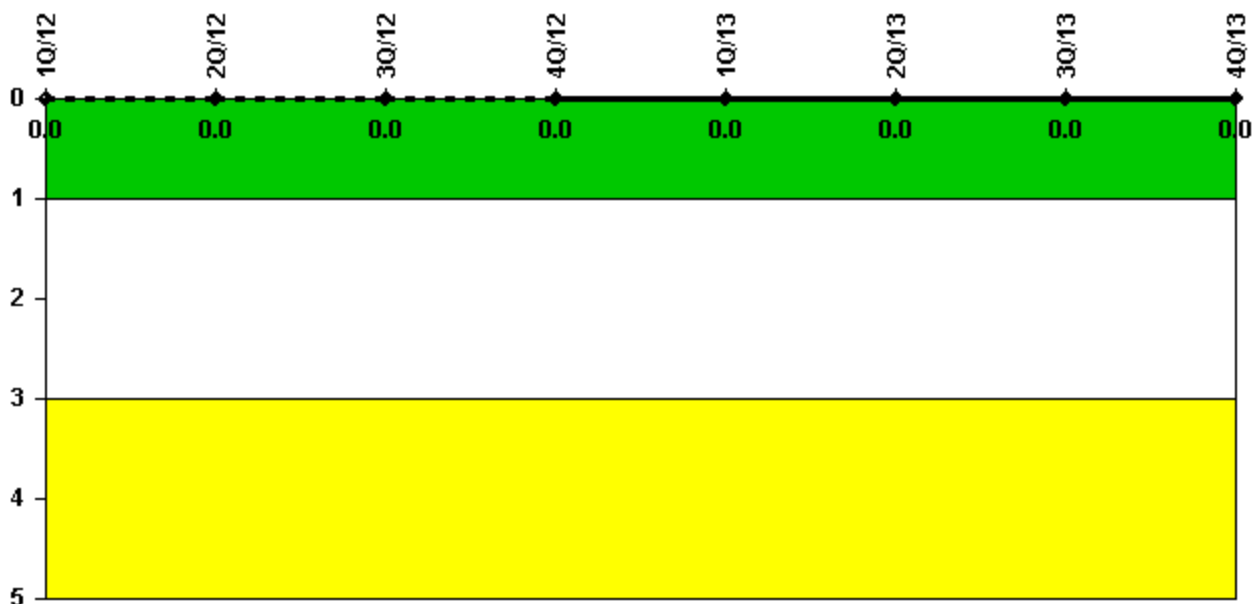
Thresholds: White > 2.0 Yellow > 5.0

Notes

Occupational Exposure Control Effectiveness	1Q/12	2Q/12	3Q/12	4Q/12	1Q/13	2Q/13	3Q/13	4Q/13
High radiation area occurrences	0	0	0	0	0	0	0	0
Very high radiation area occurrences	0	0	0	0	0	0	0	0
Unintended exposure occurrences	0	0	0	0	0	0	0	0
Indicator value	0	0	0	0	0	0	0	0

Licensee Comments: none

RETS/ODCM Radiological Effluent



Thresholds: White > 1.0 Yellow > 3.0

Notes

RETS/ODCM Radiological Effluent	1Q/12	2Q/12	3Q/12	4Q/12	1Q/13	2Q/13	3Q/13	4Q/13
RETS/ODCM occurrences	0	0	0	0	0	0	0	0
Indicator value	0	0	0	0	0	0	0	0

Licensee Comments: none

Although the Security Cornerstone is included in the Reactor Oversight Process assessment program, the Commission has decided that specific information related to findings and performance indicators pertaining to the Security Cornerstone will not be publicly available to ensure that security information is not provided to a possible adversary. Other than the fact that a finding or performance indicator is Green or Greater-Than-Green, security related information will not be displayed on the public web page.

 [Action Matrix Summary](#) | [Inspection Findings Summary](#) | [PI Summary](#) | [Reactor Oversight Process](#)

Last Modified: January 22, 2014