

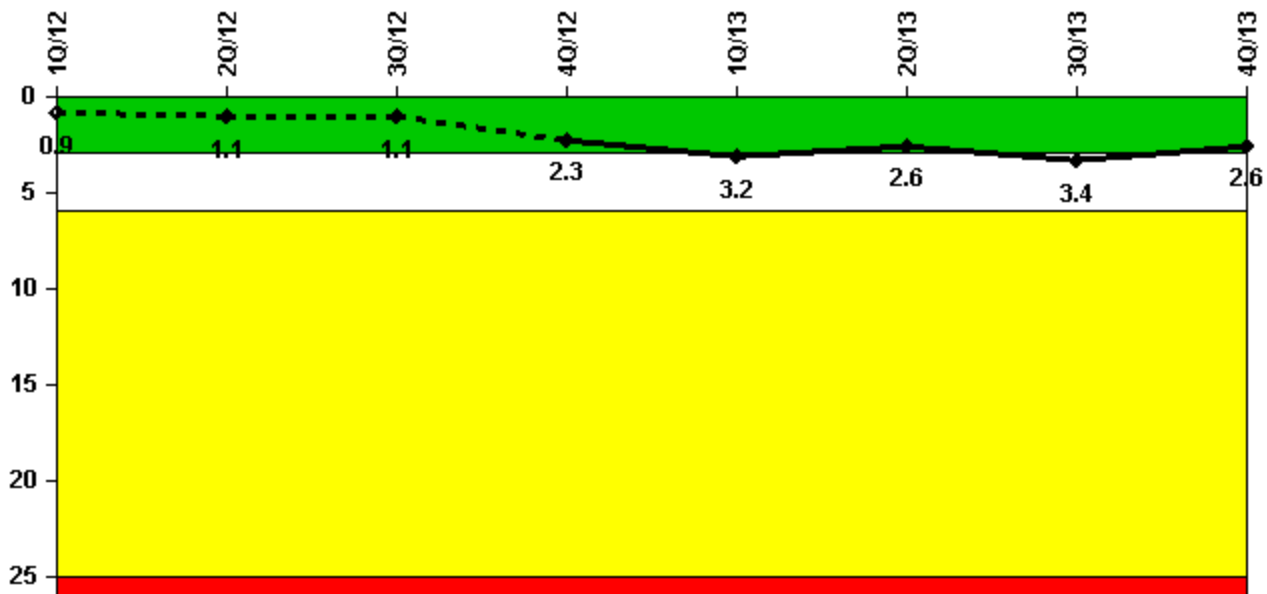
# Grand Gulf 1

## 4Q/2013 Performance Indicators

The solid trend line represents the current reporting period.

Licensee's General Comments: none

### Unplanned Scrams per 7000 Critical Hrs



Thresholds: White > 3.0 Yellow > 6.0 Red > 25.0

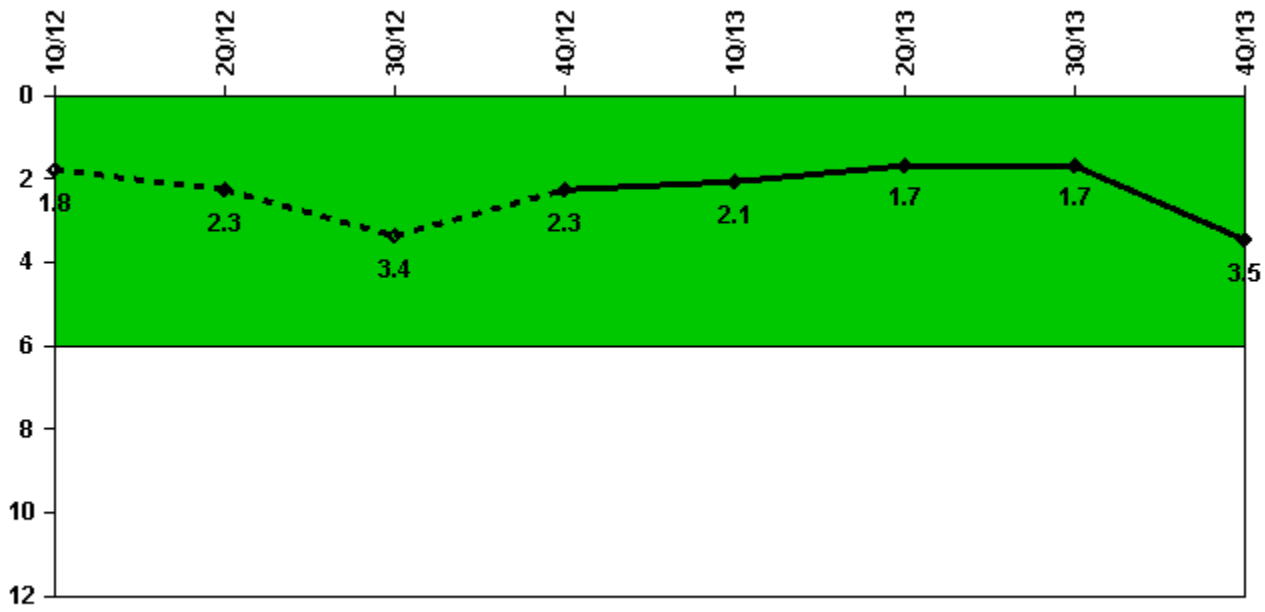
### Notes

Unplanned Scrams per 7000 Critical Hrs	1Q/12	2Q/12	3Q/12	4Q/12	1Q/13	2Q/13	3Q/13	4Q/13
Unplanned scrams	1.0	0	0	1.0	2.0	0	1.0	0
Critical hours	1195.1	521.5	2208.0	2033.0	1780.9	2184.0	2119.3	1994.1
<b>Indicator value</b>	<b>0.9</b>	<b>1.1</b>	<b>1.1</b>	<b>2.3</b>	<b>3.2</b>	<b>2.6</b>	<b>3.4</b>	<b>2.6</b>

Licensee Comments:

1Q/12: Unplanned manual scram from ~25% power as a result of partial closure of the N11F014B RFPT B HP Steam Admission Valve. This resulted in starting RF-18 ~1 hour early (2/19/2012 at 1904 versus 2/19/2012 at 2000)

### Unplanned Power Changes per 7000 Critical Hrs



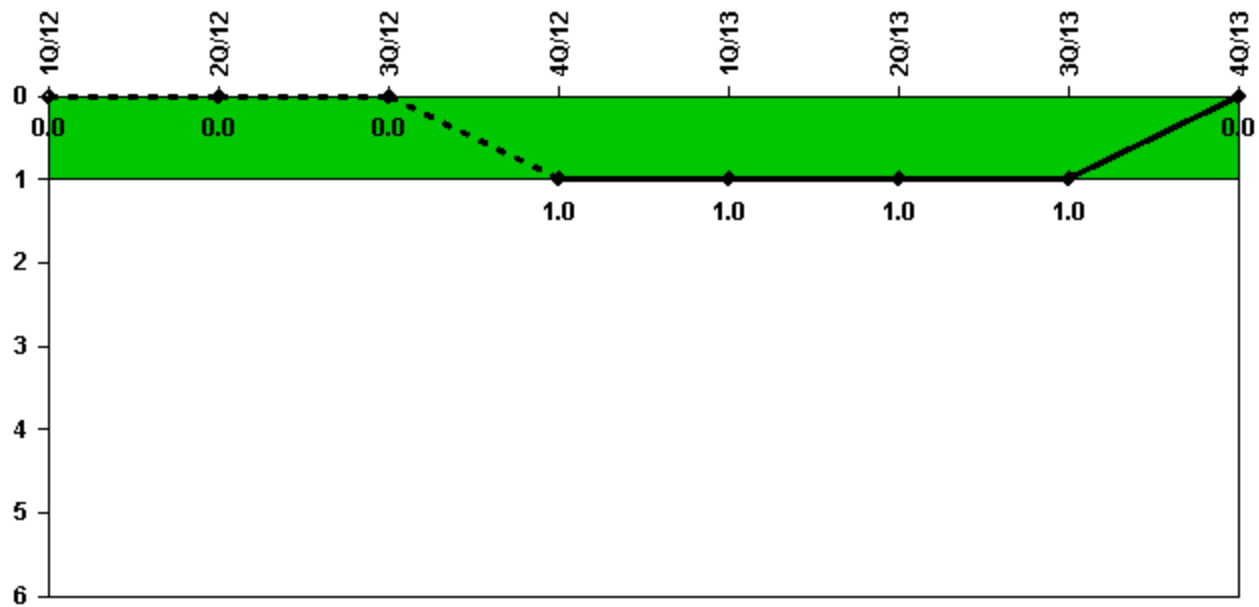
Thresholds: White > 6.0

#### Notes

Unplanned Power Changes per 7000 Critical Hrs	1Q/12	2Q/12	3Q/12	4Q/12	1Q/13	2Q/13	3Q/13	4Q/13
Unplanned power changes	0	0	1.0	1.0	0	0	1.0	3.0
Critical hours	1195.1	521.5	2208.0	2033.0	1780.9	2184.0	2119.3	1994.1
<b>Indicator value</b>	<b>1.8</b>	<b>2.3</b>	<b>3.4</b>	<b>2.3</b>	<b>2.1</b>	<b>1.7</b>	<b>1.7</b>	<b>3.5</b>

Licensee Comments: none

### Unplanned Scrams with Complications



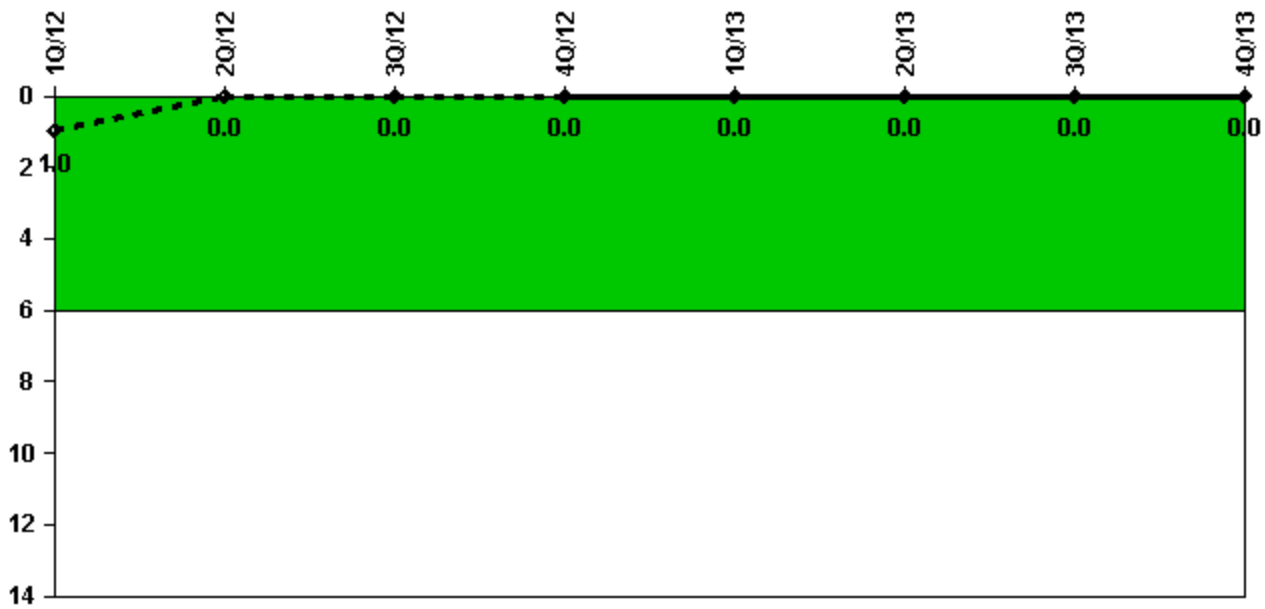
Thresholds: White > 1.0

#### Notes

Unplanned Scrams with Complications	1Q/12	2Q/12	3Q/12	4Q/12	1Q/13	2Q/13	3Q/13	4Q/13
Scrams with complications	0	0	0	1.0	0	0	0	0
<b>Indicator value</b>	<b>0.0</b>	<b>0.0</b>	<b>0.0</b>	<b>1.0</b>	<b>1.0</b>	<b>1.0</b>	<b>1.0</b>	<b>0.0</b>

Licensee Comments: none

### Safety System Functional Failures (BWR)



Thresholds: White > 6.0

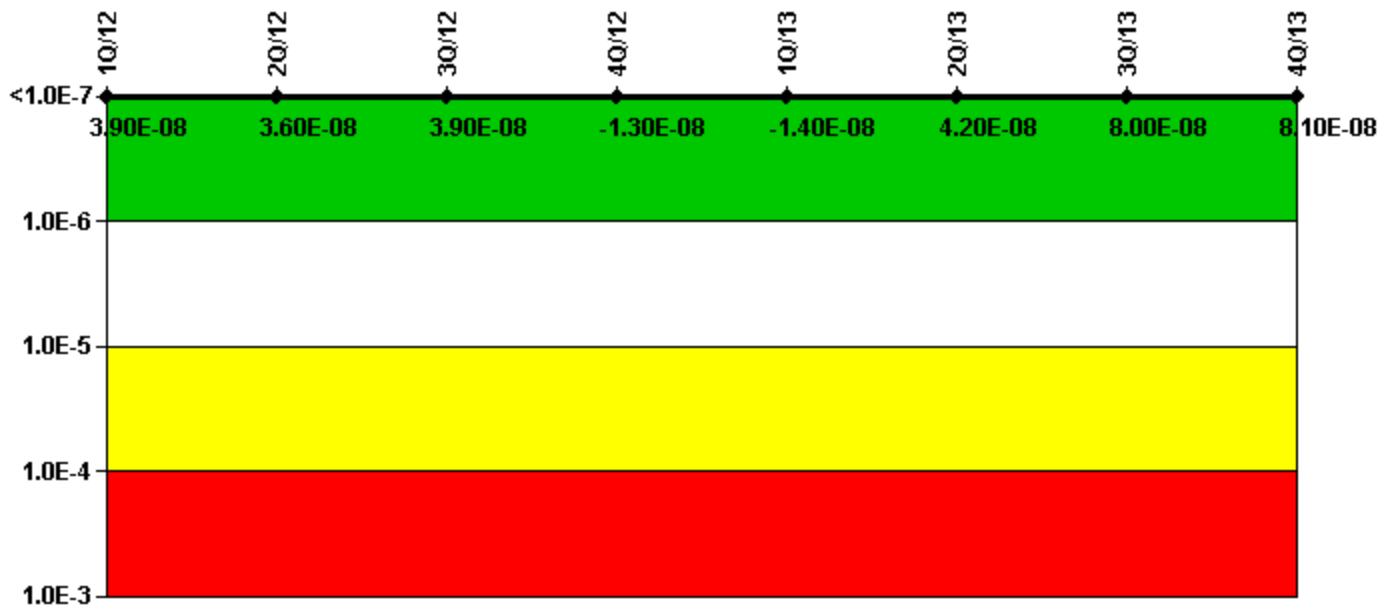
#### Notes

Safety System Functional Failures (BWR)	1Q/12	2Q/12	3Q/12	4Q/12	1Q/13	2Q/13	3Q/13	4Q/13
Safety System Functional Failures	0	0	0	0	0	0	0	0
<b>Indicator value</b>	<b>1</b>	<b>0</b>	<b>0</b>	<b>0</b>	<b>0</b>	<b>0</b>	<b>0</b>	<b>0</b>

Licensee Comments:

4Q/13: No LERs for November 2013

### Mitigating Systems Performance Index, Emergency AC Power System



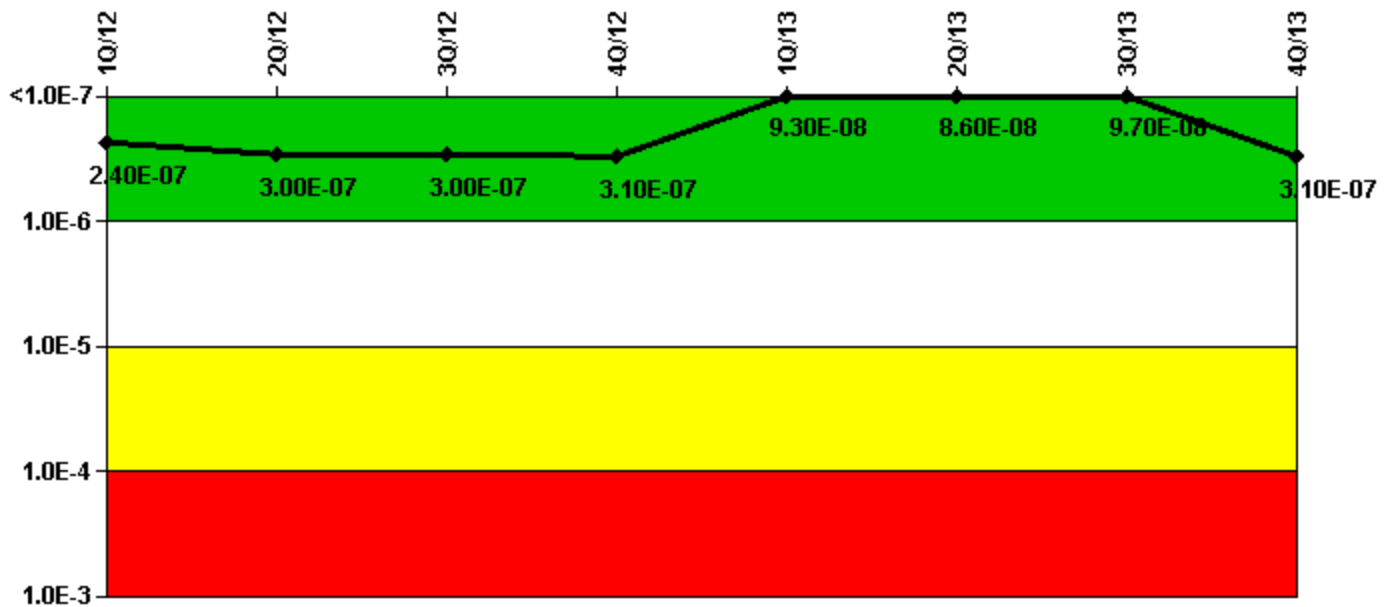
Thresholds: White > 1.00E-6 Yellow > 1.00E-5 Red > 1.00E-4

#### Notes

Mitigating Systems Performance Index, Emergency AC Power System	1Q/12	2Q/12	3Q/12	4Q/12	1Q/13	2Q/13	3Q/13	4Q/13
UAI ( $\Delta$ CDF)	-7.61E-09	-7.51E-09	-7.51E-09	-8.84E-09	-8.84E-09	9.33E-09	1.26E-08	1.31E-08
URI ( $\Delta$ CDF)	4.65E-08	4.39E-08	4.63E-08	-3.73E-09	-5.22E-09	3.25E-08	6.77E-08	6.77E-08
PLE	NO	NO	NO	NO	NO	NO	NO	NO
Indicator value	3.90E-08	3.60E-08	3.90E-08	-1.30E-08	-1.40E-08	4.20E-08	8.00E-08	8.10E-08

Licensee Comments: none

### Mitigating Systems Performance Index, High Pressure Injection System



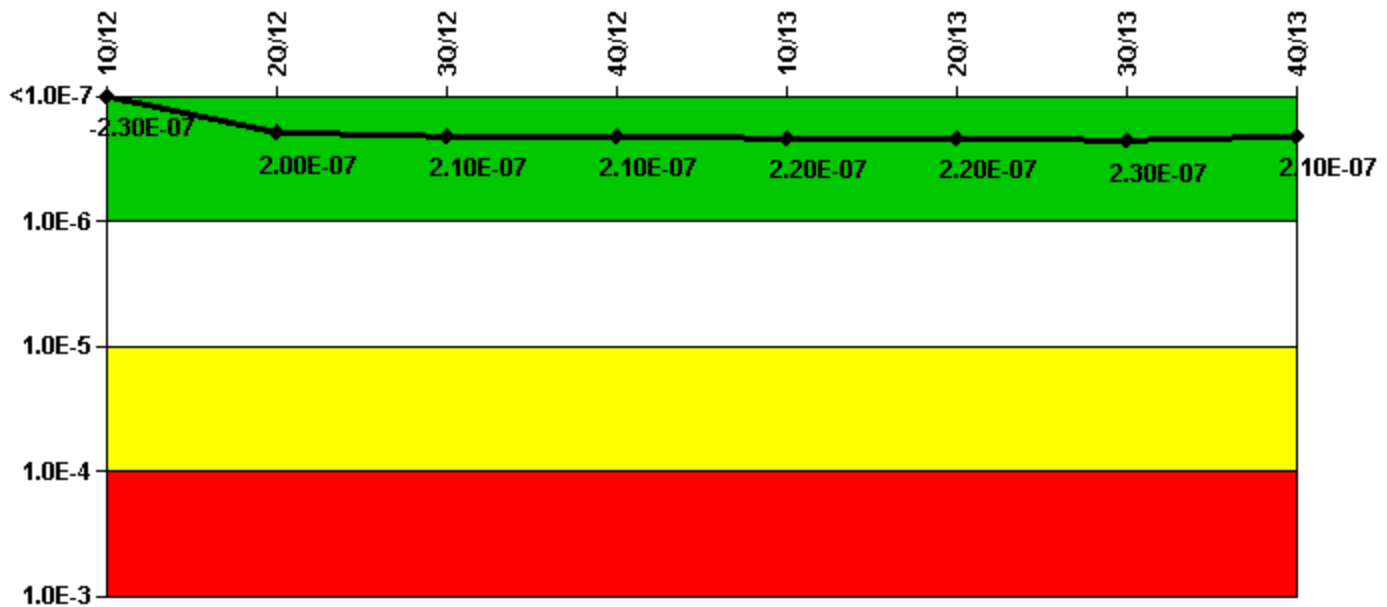
Thresholds: White > 1.00E-6 Yellow > 1.00E-5 Red > 1.00E-4

#### Notes

Mitigating Systems Performance Index, High Pressure Injection System	1Q/12	2Q/12	3Q/12	4Q/12	1Q/13	2Q/13	3Q/13	4Q/13
UAI (ΔCDF)	2.60E-07	2.96E-07	2.96E-07	3.01E-07	7.24E-08	6.35E-08	7.95E-08	2.93E-07
URI (ΔCDF)	-1.70E-08	8.31E-09	8.44E-09	1.26E-08	2.05E-08	2.25E-08	1.80E-08	1.60E-08
PLE	NO	NO	NO	NO	NO	NO	NO	NO
Indicator value	2.40E-07	3.00E-07	3.00E-07	3.10E-07	9.30E-08	8.60E-08	9.70E-08	3.10E-07

Licensee Comments: none

### Mitigating Systems Performance Index, Heat Removal System



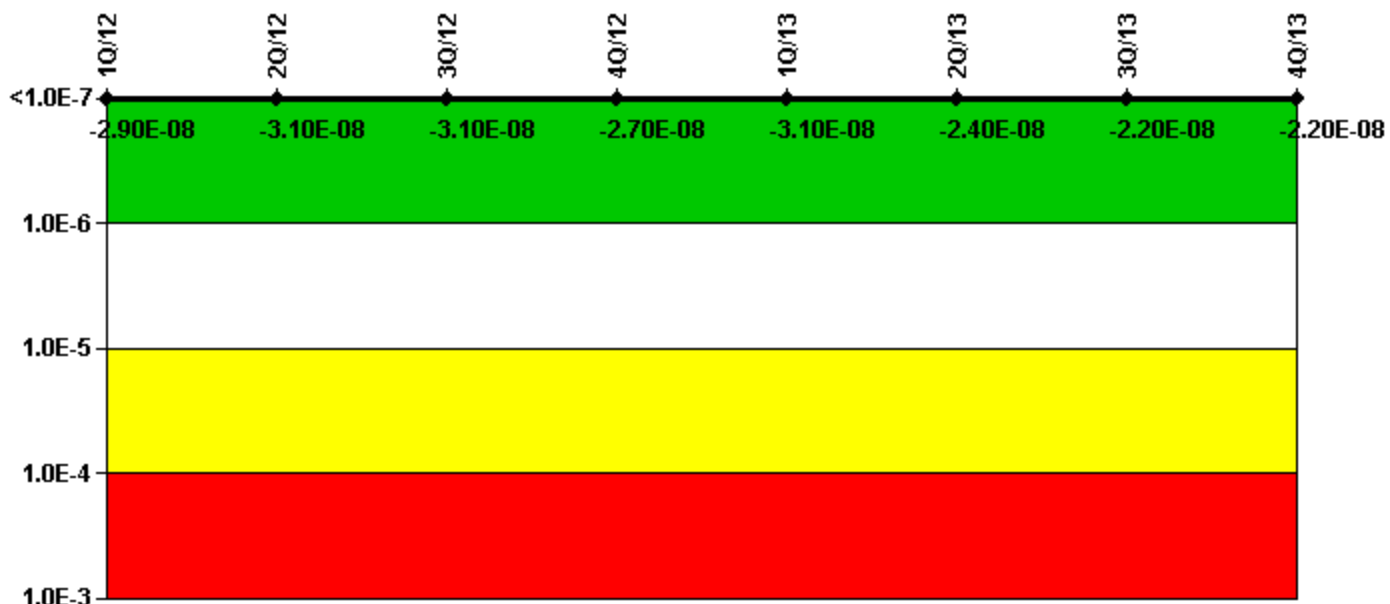
Thresholds: White > 1.00E-6 Yellow > 1.00E-5 Red > 1.00E-4

#### Notes

Mitigating Systems Performance Index, Heat Removal System	1Q/12	2Q/12	3Q/12	4Q/12	1Q/13	2Q/13	3Q/13	4Q/13
UAI ( $\Delta$ CDF)	-6.20E-08	-4.37E-08	-4.37E-08	-4.36E-08	3.57E-09	1.65E-09	1.89E-09	2.50E-09
URI ( $\Delta$ CDF)	-1.70E-07	2.43E-07	2.52E-07	2.51E-07	2.13E-07	2.14E-07	2.32E-07	2.05E-07
PLE	NO	NO	NO	NO	NO	NO	NO	NO
Indicator value	-2.30E-07	2.00E-07	2.10E-07	2.10E-07	2.20E-07	2.20E-07	2.30E-07	2.10E-07

Licensee Comments: none

### Mitigating Systems Performance Index, Residual Heat Removal System



Thresholds: White > 1.00E-6 Yellow > 1.00E-5 Red > 1.00E-4

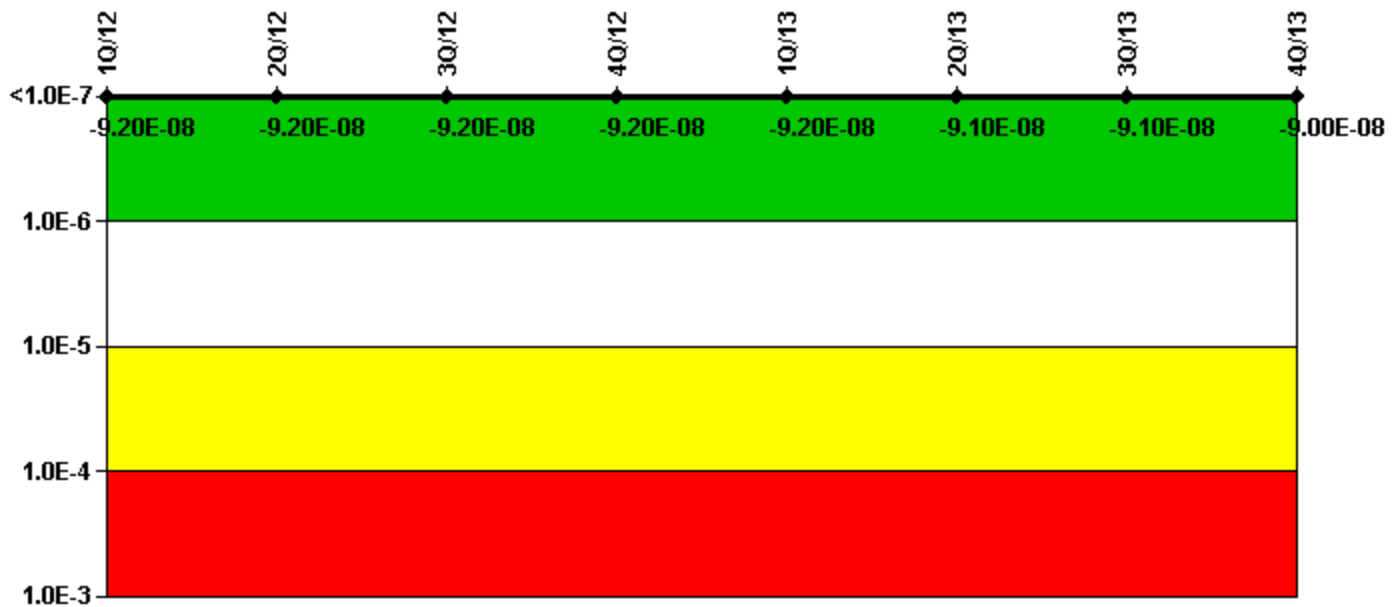
#### Notes

Mitigating Systems Performance Index, Residual Heat Removal System	1Q/12	2Q/12	3Q/12	4Q/12	1Q/13	2Q/13	3Q/13	4Q/13
UAI ( $\Delta$ CDF)	-8.56E-09	-8.56E-09	-8.56E-09	-4.75E-09	-8.56E-09	-2.03E-09	-4.69E-10	3.02E-10
URI ( $\Delta$ CDF)	-2.04E-08	-2.27E-08	-2.23E-08	-2.25E-08	-2.28E-08	-2.16E-08	-2.12E-08	-2.18E-08
PLE	NO	NO	NO	NO	NO	NO	NO	NO
Indicator value	-2.90E-08	-3.10E-08	-3.10E-08	-2.70E-08	-3.10E-08	-2.40E-08	-2.20E-08	-2.20E-08

Licensee Comments: none



### Mitigating Systems Performance Index, Cooling Water Systems



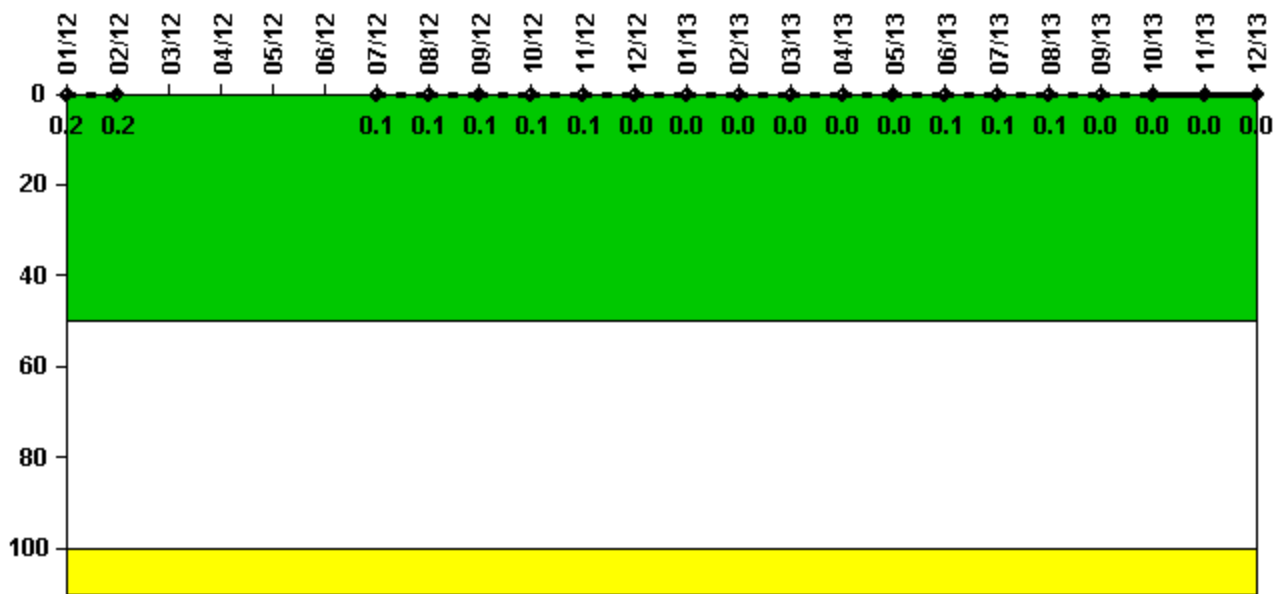
Thresholds: White > 1.00E-6 Yellow > 1.00E-5 Red > 1.00E-4

#### Notes

Mitigating Systems Performance Index, Cooling Water Systems	1Q/12	2Q/12	3Q/12	4Q/12	1Q/13	2Q/13	3Q/13	4Q/13
UAI ( $\Delta$ CDF)	-1.71E-09	-1.71E-09	-1.71E-09	-1.71E-09	-1.71E-09	-1.71E-09	-1.71E-09	-1.50E-09
URI ( $\Delta$ CDF)	-9.01E-08	-9.06E-08	-9.04E-08	-9.06E-08	-9.00E-08	-8.93E-08	-8.90E-08	-8.88E-08
PLE	NO	NO	NO	NO	NO	NO	NO	NO
Indicator value	-9.20E-08	-9.20E-08	-9.20E-08	-9.20E-08	-9.20E-08	-9.10E-08	-9.10E-08	-9.00E-08

Licensee Comments: none

### Reactor Coolant System Activity



Thresholds: White > 50.0 Yellow > 100.0

#### Notes

Reactor Coolant System Activity	1/12	2/12	3/12	4/12	5/12	6/12	7/12	8/12	9/12	10/12	11/12	12/12
Maximum activity	0.000347	0.000322	N/A	N/A	N/A	N/A	0.000132	0.000170	0.000183	0.000206	0.000157	0.000082
Technical specification limit	0.2	0.2	0.2	0.2	0.2	0.2	0.2	0.2	0.2	0.2	0.2	0.2
Indicator value	0.2	0.2	N/A	N/A	N/A	N/A	0.1	0.1	0.1	0.1	0.1	0

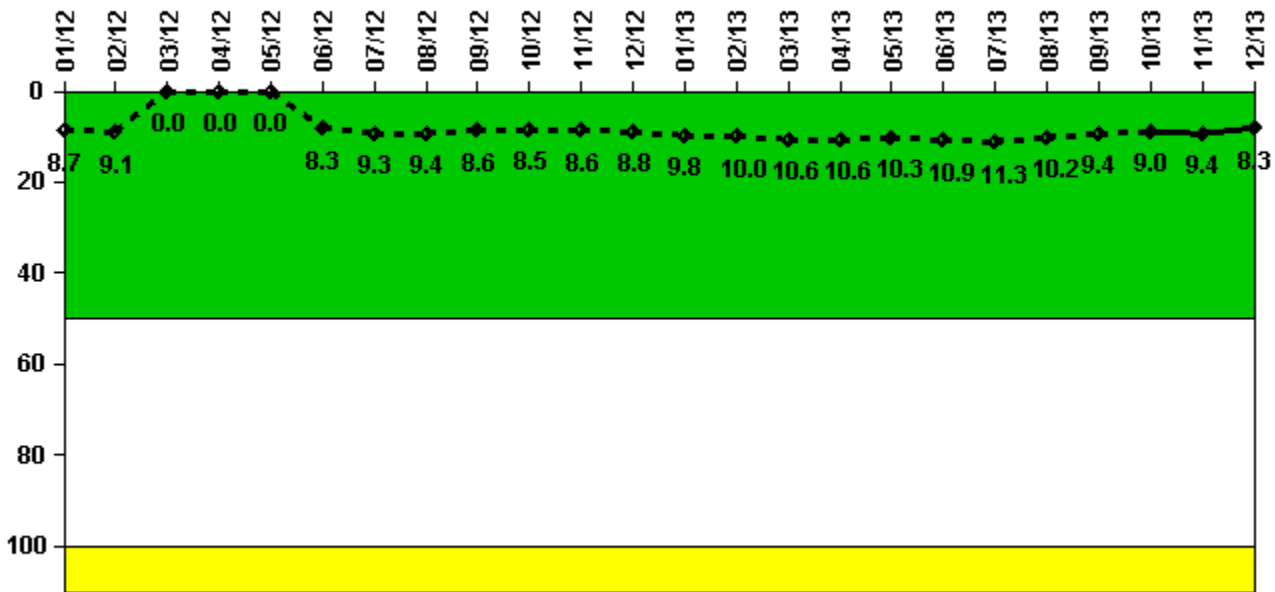
  

Reactor Coolant System Activity	1/13	2/13	3/13	4/13	5/13	6/13	7/13	8/13	9/13	10/13	11/13	12/13
Maximum activity	0.000057	0.000048	0.000059	0.000090	0.000086	0.000105	0.000105	0.000101	0.000089	0.000092	0.000026	0.000049
Technical specification limit	0.2	0.2	0.2	0.2	0.2	0.2	0.2	0.2	0.2	0.2	0.2	0.2
Indicator value	0	0	0	0	0	0.1	0.1	0.1	0	0	0	0

Licensee Comments:

6/13: June only one Reactor Water Clean-Up (RWCU) Filter in-service.

### Reactor Coolant System Leakage



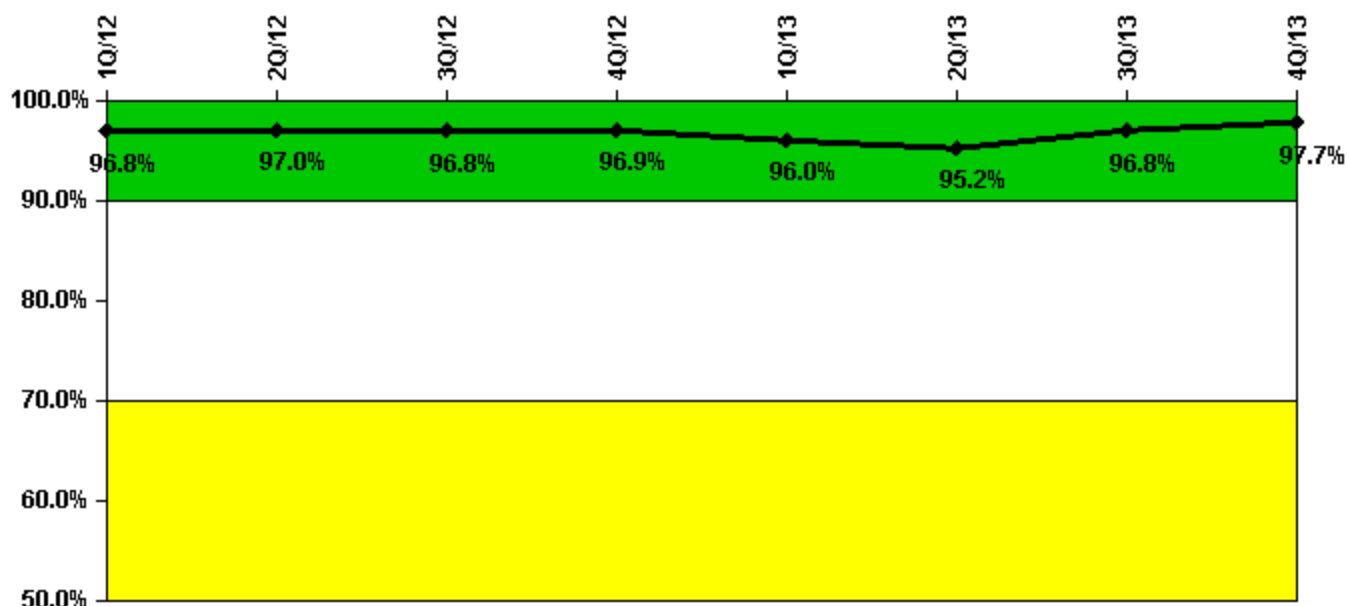
Thresholds: White > 50.0 Yellow > 100.0

#### Notes

Reactor Coolant System Leakage	1/12	2/12	3/12	4/12	5/12	6/12	7/12	8/12	9/12	10/12	11/12	12/12
Maximum leakage	2.620	2.720	0	0	0	2.500	2.780	2.820	2.580	2.560	2.570	2.650
Technical specification limit	30.0	30.0	30.0	30.0	30.0	30.0	30.0	30.0	30.0	30.0	30.0	30.0
<b>Indicator value</b>	<b>8.7</b>	<b>9.1</b>	<b>0</b>	<b>0</b>	<b>0</b>	<b>8.3</b>	<b>9.3</b>	<b>9.4</b>	<b>8.6</b>	<b>8.5</b>	<b>8.6</b>	<b>8.8</b>
Reactor Coolant System Leakage	1/13	2/13	3/13	4/13	5/13	6/13	7/13	8/13	9/13	10/13	11/13	12/13
Maximum leakage	2.950	2.990	3.180	3.180	3.090	3.270	3.400	3.050	2.810	2.690	2.810	2.500
Technical specification limit	30.0	30.0	30.0	30.0	30.0	30.0	30.0	30.0	30.0	30.0	30.0	30.0
<b>Indicator value</b>	<b>9.8</b>	<b>10.0</b>	<b>10.6</b>	<b>10.6</b>	<b>10.3</b>	<b>10.9</b>	<b>11.3</b>	<b>10.2</b>	<b>9.4</b>	<b>9.0</b>	<b>9.4</b>	<b>8.3</b>

Licensee Comments: none

### Drill/Exercise Performance



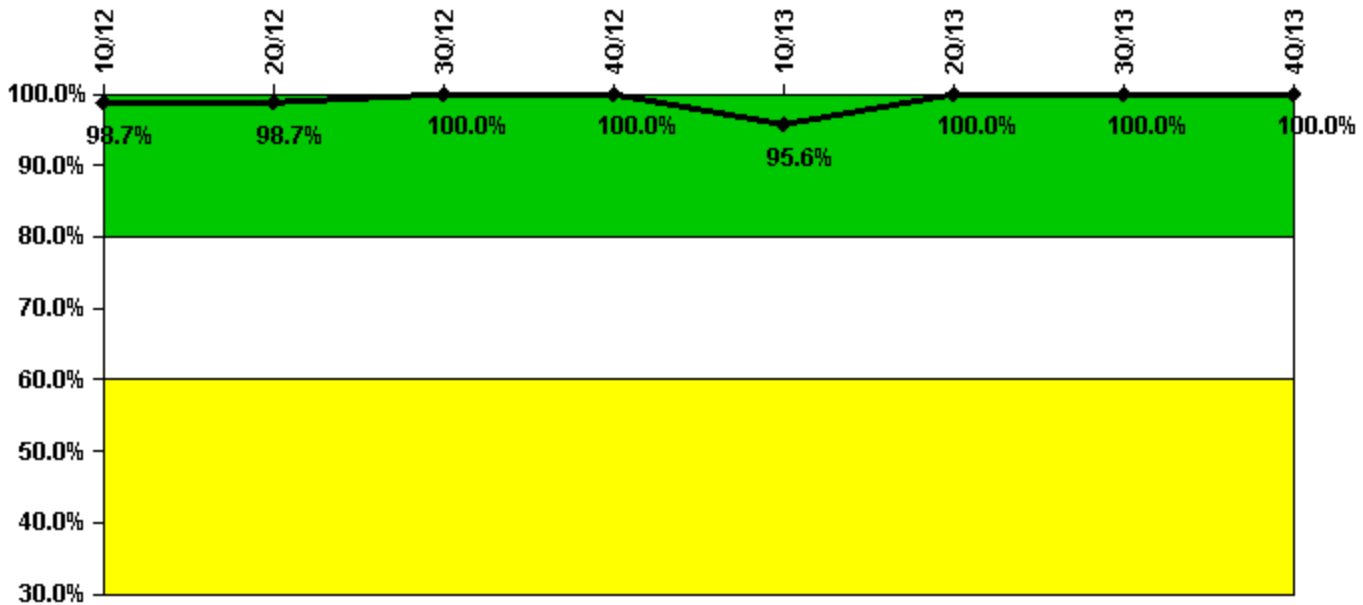
Thresholds: White < 90.0% Yellow < 70.0%

#### Notes

Drill/Exercise Performance	1Q/12	2Q/12	3Q/12	4Q/12	1Q/13	2Q/13	3Q/13	4Q/13
Successful opportunities	0	9.0	21.0	27.0	9.0	17.0	23.0	66.0
Total opportunities	0	9.0	22.0	28.0	10.0	18.0	23.0	66.0
Indicator value	96.8%	97.0%	96.8%	96.9%	96.0%	95.2%	96.8%	97.7%

Licensee Comments: none

### ERO Drill Participation



**Thresholds:** White < 80.0% Yellow < 60.0%

#### Notes

ERO Drill Participation	1Q/12	2Q/12	3Q/12	4Q/12	1Q/13	2Q/13	3Q/13	4Q/13
Participating Key personnel	76.0	74.0	72.0	70.0	65.0	67.0	66.0	74.0
Total Key personnel	77.0	75.0	72.0	70.0	68.0	67.0	66.0	74.0
<b>Indicator value</b>	<b>98.7%</b>	<b>98.7%</b>	<b>100.0%</b>	<b>100.0%</b>	<b>95.6%</b>	<b>100.0%</b>	<b>100.0%</b>	<b>100.0%</b>

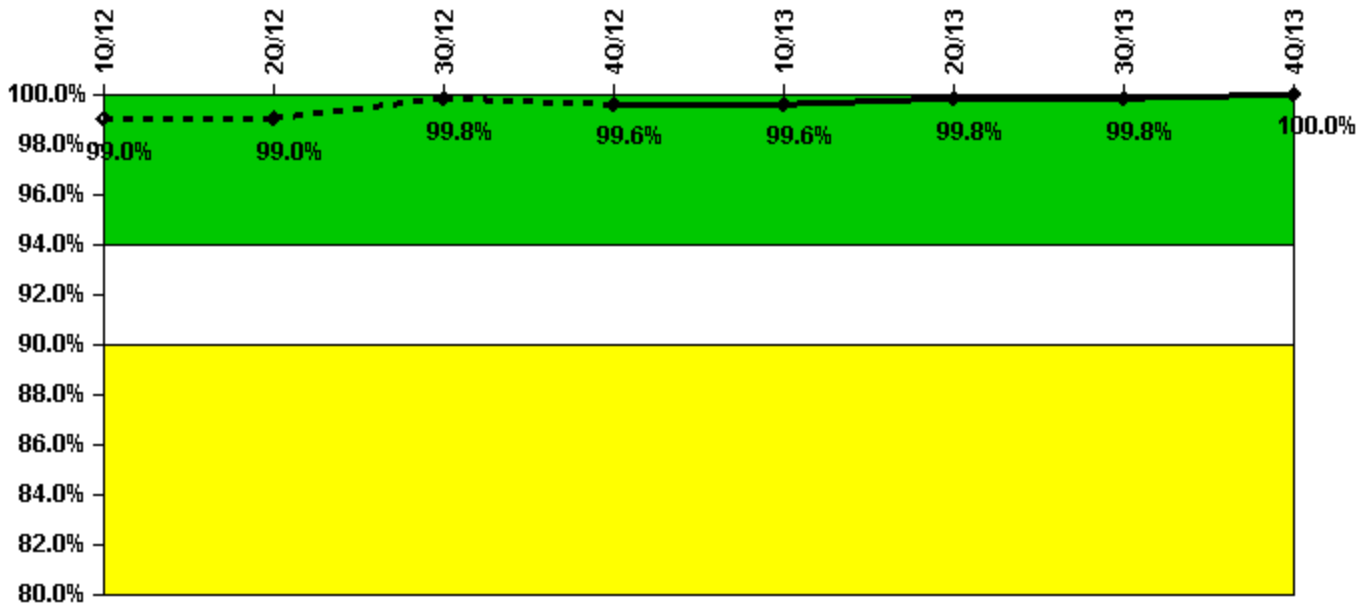
#### Licensee Comments:

2Q/13: First Quarter 2013 revised do to a retirement in March 2013 and not noticed until July 203. CR-GGN-2013-4296 written to address issue. This change does not affect the color of the indicator (green).

2Q/12: Participating key personnel revised from 68 to 74 and Total Key personnel revised from 69 to 75 for this quarterly indicator. CR-GGN-2012-11330. No change in indicator color.

1Q/12: Participating key personnel revised from 70 to 76 and Total Key personnel revised from 71 to 77 for this quarterly indicator. CR-GGN-2012-11330. No change in indicator color.

### Alert & Notification System



Thresholds: White < 94.0% Yellow < 90.0%

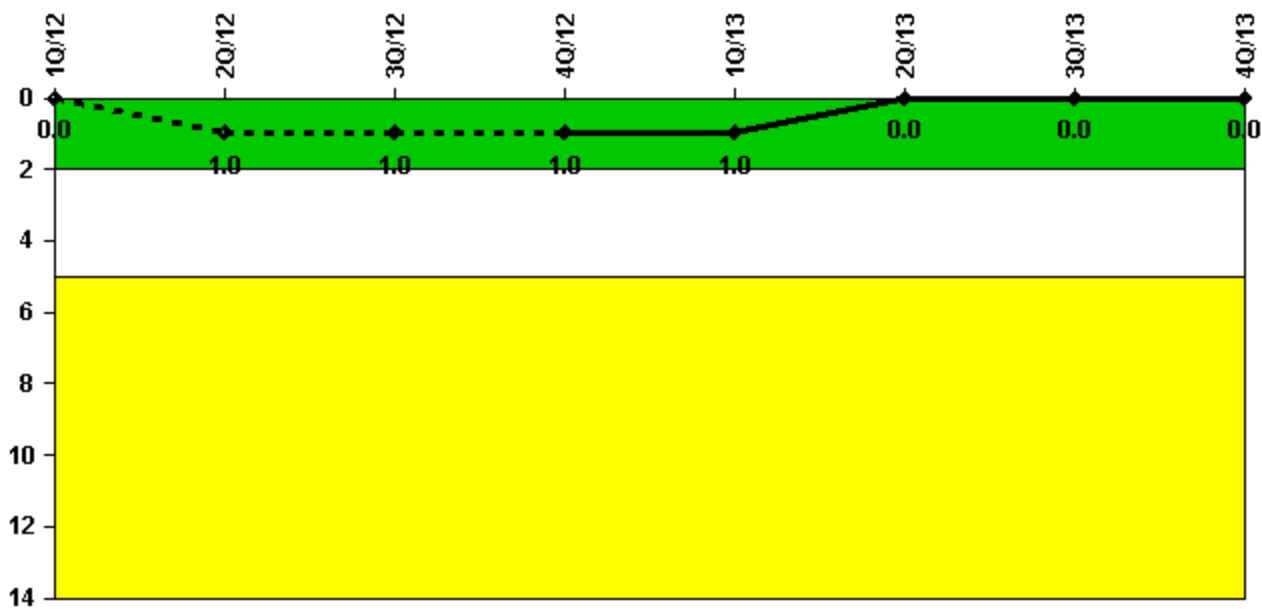
#### Notes

Alert & Notification System	1Q/12	2Q/12	3Q/12	4Q/12	1Q/13	2Q/13	3Q/13	4Q/13
Successful siren-tests	129	128	129	128	129	128	129	129
Total sirens-tests	129	129	129	129	129	128	129	129
Indicator value	99.0%	99.0%	99.8%	99.6%	99.6%	99.8%	99.8%	100.0%

Licensee Comments:

2Q/13: In June, one siren is in an inaccessible area (area uninhabited due to river level) and is without AC power.

### Occupational Exposure Control Effectiveness



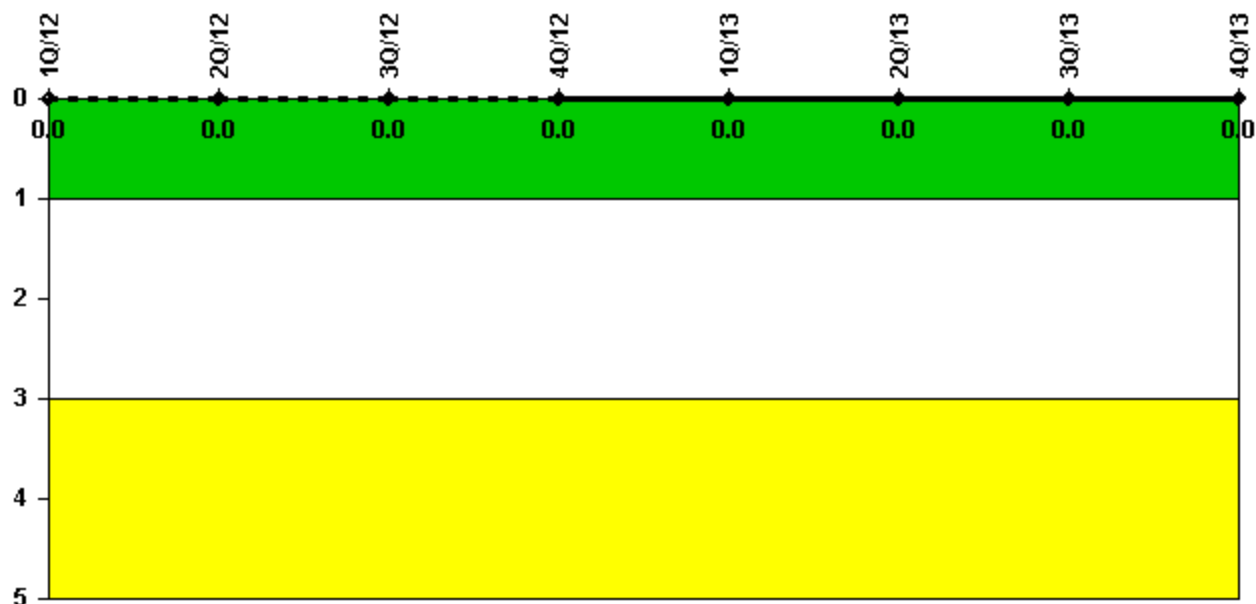
Thresholds: White > 2.0 Yellow > 5.0

#### Notes

Occupational Exposure Control Effectiveness	1Q/12	2Q/12	3Q/12	4Q/12	1Q/13	2Q/13	3Q/13	4Q/13
High radiation area occurrences	0	1	0	0	0	0	0	0
Very high radiation area occurrences	0	0	0	0	0	0	0	0
Unintended exposure occurrences	0	0	0	0	0	0	0	0
<b>Indicator value</b>	<b>0</b>	<b>1</b>	<b>1</b>	<b>1</b>	<b>1</b>	<b>0</b>	<b>0</b>	<b>0</b>

Licensee Comments: none

### RETS/ODCM Radiological Effluent



Thresholds: White > 1.0 Yellow > 3.0

#### Notes

RETS/ODCM Radiological Effluent	1Q/12	2Q/12	3Q/12	4Q/12	1Q/13	2Q/13	3Q/13	4Q/13
RETS/ODCM occurrences	0	0	0	0	0	0	0	0
<b>Indicator value</b>	<b>0</b>	<b>0</b>	<b>0</b>	<b>0</b>	<b>0</b>	<b>0</b>	<b>0</b>	<b>0</b>

Licensee Comments: none

Although the Security Cornerstone is included in the Reactor Oversight Process assessment program, the Commission has decided that specific information related to findings and performance indicators pertaining to the Security Cornerstone will not be publicly available to ensure that security information is not provided to a possible adversary. Other than the fact that a finding or performance indicator is Green or Greater-Than-Green, security related information will not be displayed on the public web page.



 [Action Matrix Summary](#) | [Inspection Findings Summary](#) | [PI Summary](#) | [Reactor Oversight Process](#)

*Last Modified: January 22, 2014*