

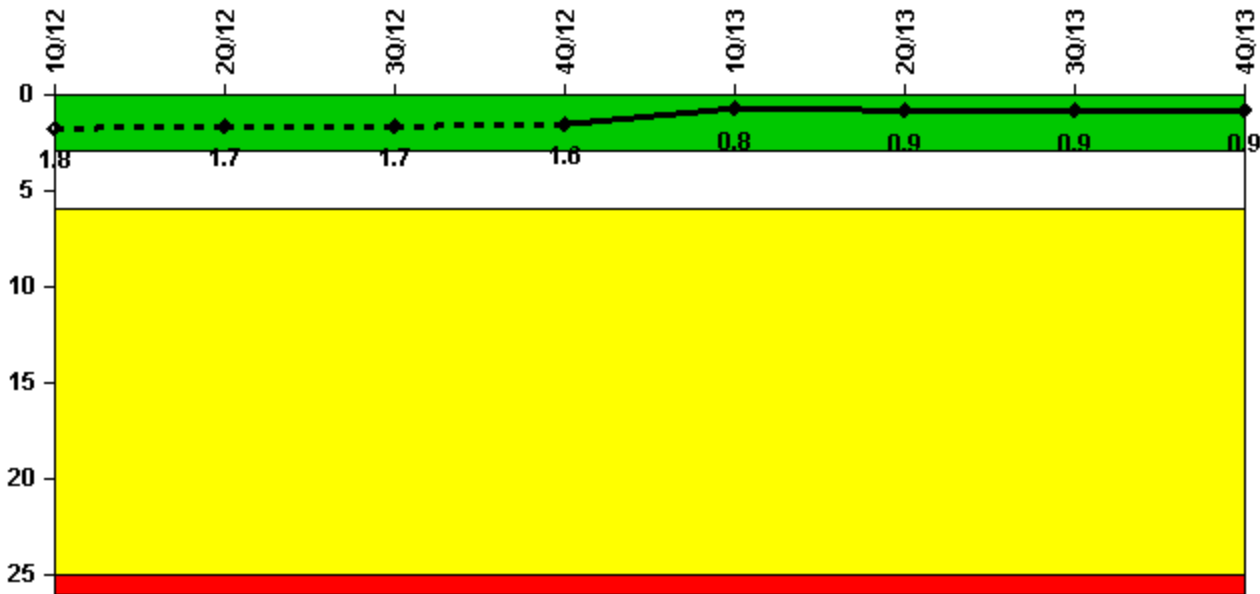
Byron 2

4Q/2013 Performance Indicators

The solid trend line represents the current reporting period.

Licensee's General Comments: none

Unplanned Scrams per 7000 Critical Hrs



Thresholds: White > 3.0 Yellow > 6.0 Red > 25.0

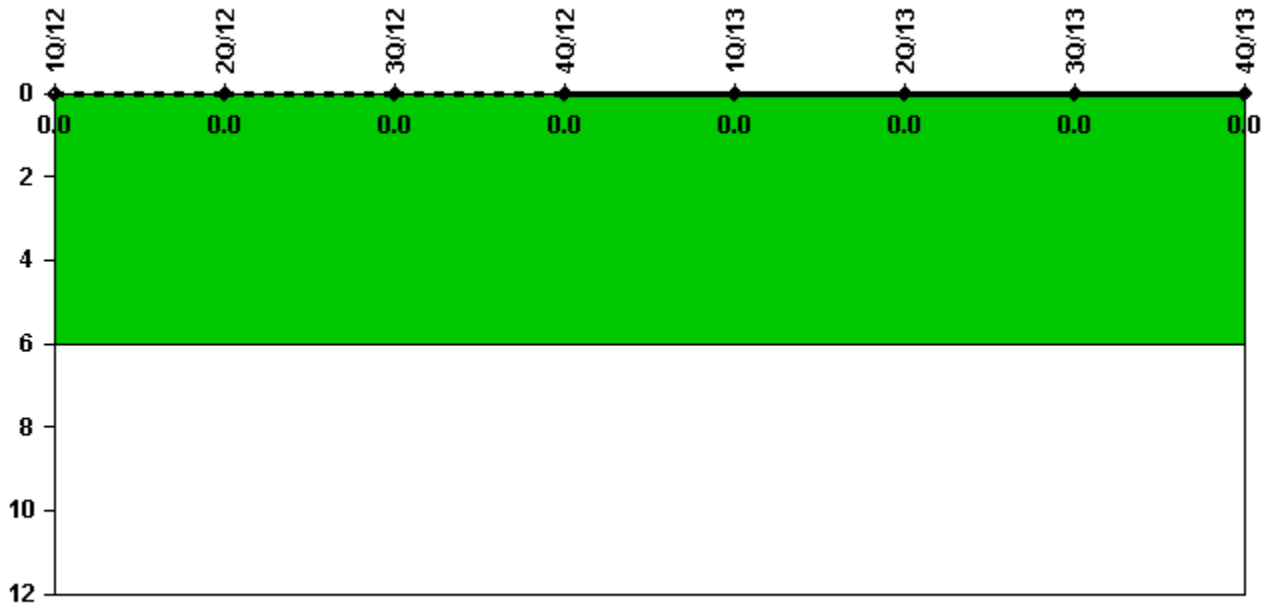
Notes

Unplanned Scrams per 7000 Critical Hrs	1Q/12	2Q/12	3Q/12	4Q/12	1Q/13	2Q/13	3Q/13	4Q/13
Unplanned scrams	2.0	0	0	0	1.0	0	0	0
Critical hours	2004.4	2184.0	2208.0	2209.0	2129.6	1653.7	2208.0	2209.0
Indicator value	1.8	1.7	1.7	1.6	0.8	0.9	0.9	0.9

Licensee Comments:

1Q/13: U-2 Reactor was manually tripped 3/20/2013 @ 7:51 PM. 2A GC Pump tripped with 2B GC pump unavailable. A root cause investigation and corrective actions are tracked in IR 01490315

Unplanned Power Changes per 7000 Critical Hrs



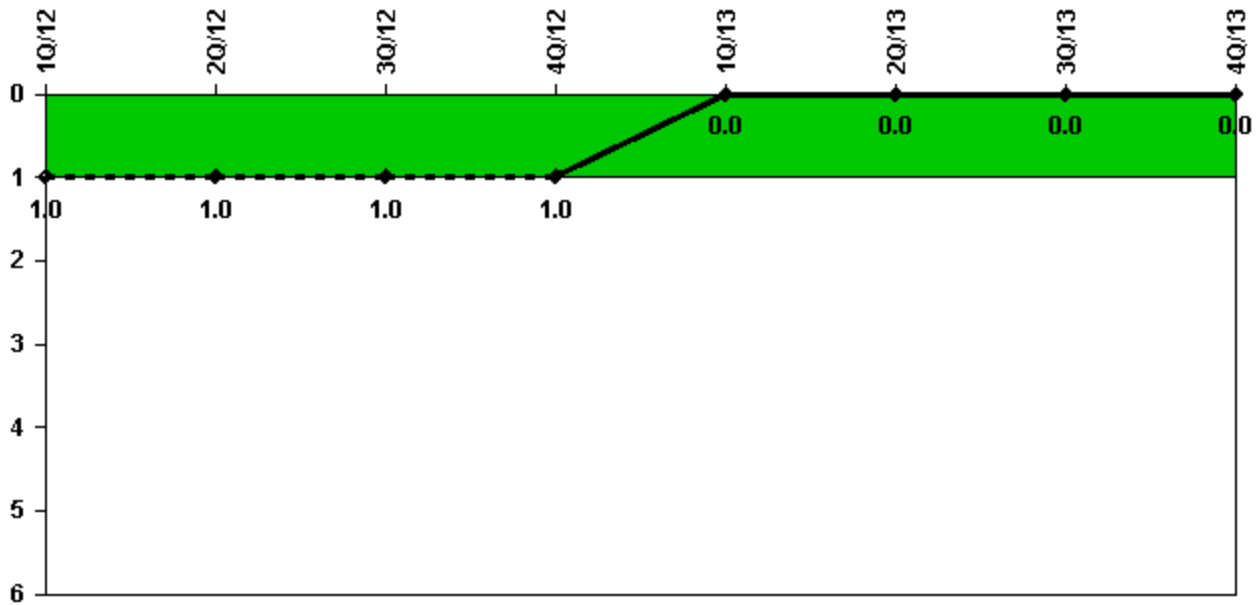
Thresholds: White > 6.0

Notes

Unplanned Power Changes per 7000 Critical Hrs	1Q/12	2Q/12	3Q/12	4Q/12	1Q/13	2Q/13	3Q/13	4Q/13
Unplanned power changes	0	0	0	0	0	0	0	0
Critical hours	2004.4	2184.0	2208.0	2209.0	2129.6	1653.7	2208.0	2209.0
Indicator value	0	0	0	0	0	0	0	0

Licensee Comments: none

Unplanned Scrams with Complications



Thresholds: White > 1.0

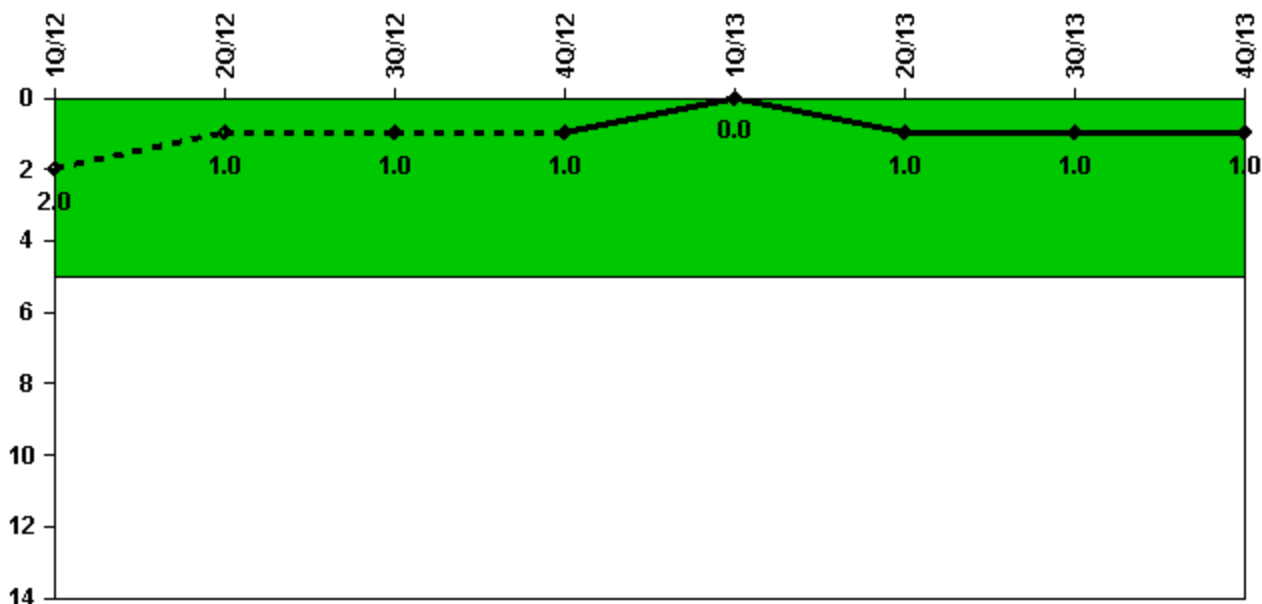
Notes

Unplanned Scrams with Complications	1Q/12	2Q/12	3Q/12	4Q/12	1Q/13	2Q/13	3Q/13	4Q/13
Scrams with complications	1.0	0	0	0	0	0	0	0
Indicator value	1.0	1.0	1.0	1.0	0.0	0.0	0.0	0.0

Licensee Comments:

1Q/13: February 2012 Unit 2 experienced a manual reactor trip. (IR 1323547). This event rolled off.

Safety System Functional Failures (PWR)



Thresholds: White > 5.0

Notes

Safety System Functional Failures (PWR)	1Q/12	2Q/12	3Q/12	4Q/12	1Q/13	2Q/13	3Q/13	4Q/13
Safety System Functional Failures	1	0	0	0	0	1	0	0
Indicator value	2	1	1	1	0	1	1	1

Licensee Comments:

2Q/13: LER 454-2012-001, Unit 2 Manual Reactor Trip Due to Loss of Main Generator Stator Cooling Water

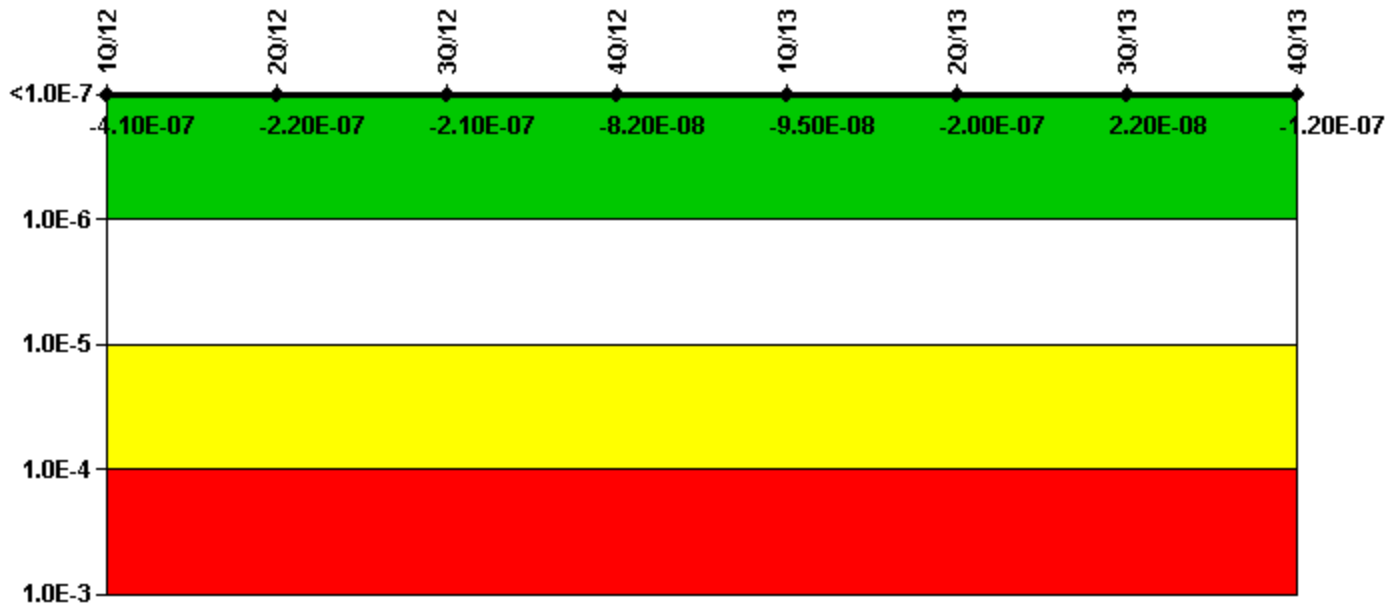
1Q/13: March 2012, LER 454-2012-001, Unit 2 Loss of Offsite Power drops off.

3Q/12: LER 2012-001-01 issued for U2 LOOP and Rx Trip and U1 LOOP due to SAT inverted insulators. Determined to NOT be an event or condition that could prevent fulfillment of a safety function

2Q/12: LER 2012-001-00 - No SSFF

1Q/12: Licensee Event Report 2012-001-00, "Unit 2 Loss of Normal Offsite Power and Reactor Trip and Unit 1 Loss of Normal Offsite Power Due to Failure of System Auxiliary Transformer Inverted Insulators" The LER identifies the U2 LOOP as an SSFF.

Mitigating Systems Performance Index, Emergency AC Power System



Thresholds: White > 1.00E-6 Yellow > 1.00E-5 Red > 1.00E-4

Notes

Mitigating Systems Performance Index, Emergency AC Power System	1Q/12	2Q/12	3Q/12	4Q/12	1Q/13	2Q/13	3Q/13	4Q/13
UAI (Δ CDF)	5.69E-08	4.09E-08	3.62E-08	4.00E-08	1.42E-08	9.68E-09	1.52E-08	-1.56E-08
URI (Δ CDF)	-4.65E-07	-2.64E-07	-2.42E-07	-1.22E-07	-1.09E-07	-2.14E-07	7.27E-09	-1.03E-07
PLE	NO	NO	NO	NO	NO	NO	NO	NO
Indicator value	-4.10E-07	-2.20E-07	-2.10E-07	-8.20E-08	-9.50E-08	-2.00E-07	2.20E-08	-1.20E-07

Licensee Comments:

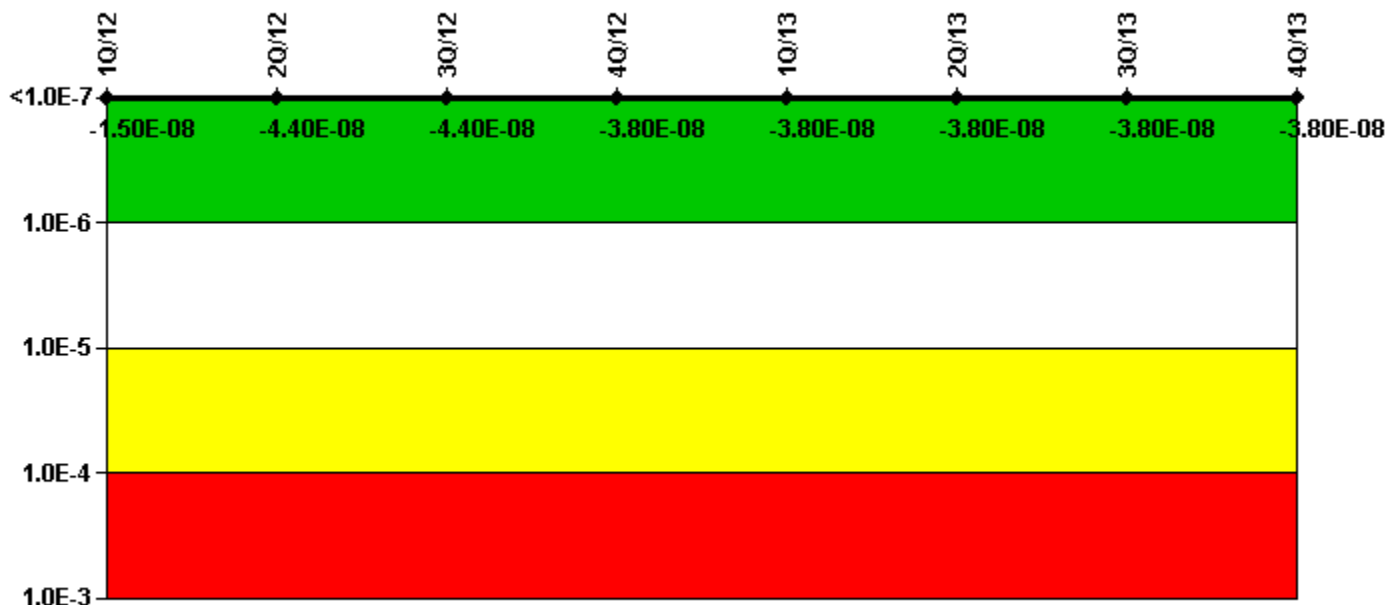
4Q/12: Changed PRA Parameter(s).

4Q/12: Changed PRA Parameter(s).

3Q/12: Changed PRA Parameter(s).

2Q/12: Changed PRA Parameter(s). Byron PRA Model Revision No: 6BB011a approved March 29, 2012, revised Unit 1 and Unit 2 PRA inputs due to a periodic PRA model update. This included new data analysis, new HRA dependency analysis, and new pre-initiator HRA. This update also removed credit for operator action to crosstie AFW. Based on the previous change to the station operating procedures credit for opposite unit DG, CC and SX systems was removed.

Mitigating Systems Performance Index, High Pressure Injection System



Thresholds: White > 1.00E-6 Yellow > 1.00E-5 Red > 1.00E-4

Notes

Mitigating Systems Performance Index, High Pressure Injection System	1Q/12	2Q/12	3Q/12	4Q/12	1Q/13	2Q/13	3Q/13	4Q/13
UAI (ΔCDF)	-1.30E-08	-3.85E-08	-3.81E-08	-2.89E-08	-2.89E-08	-2.89E-08	-2.89E-08	-2.89E-08
URI (ΔCDF)	-1.96E-09	-5.83E-09	-5.89E-09	-8.70E-09	-8.70E-09	-8.70E-09	-8.70E-09	-8.70E-09
PLE	NO	NO	NO	NO	NO	NO	NO	NO
Indicator value	-1.50E-08	-4.40E-08	-4.40E-08	-3.80E-08	-3.80E-08	-3.80E-08	-3.80E-08	-3.80E-08

Licensee Comments:

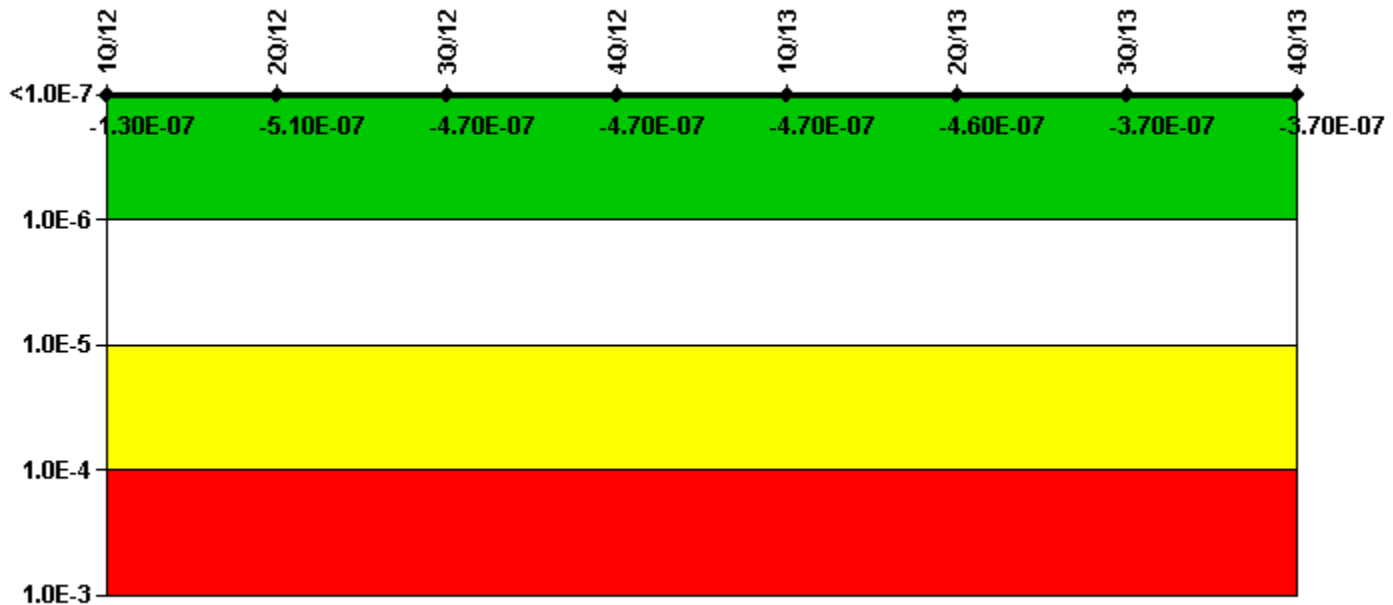
4Q/12: Changed PRA Parameter(s).

4Q/12: Changed PRA Parameter(s).

3Q/12: Changed PRA Parameter(s).

2Q/12: Changed PRA Parameter(s). Byron PRA Model Revision No: 6BB011a approved March 29, 2012, revised Unit 1 and Unit 2 PRA inputs due to a periodic PRA model update. This included new data analysis, new HRA dependency analysis, and new pre-initiator HRA. This update also removed credit for operator action to crosstie AFW. Based on the previous change to the station operating procedures credit for opposite unit DG, CC and SX systems was removed.

Mitigating Systems Performance Index, Heat Removal System



Thresholds: White > 1.00E-6 Yellow > 1.00E-5 Red > 1.00E-4

Notes

Mitigating Systems Performance Index, Heat Removal System	1Q/12	2Q/12	3Q/12	4Q/12	1Q/13	2Q/13	3Q/13	4Q/13
UAI (Δ CDF)	1.33E-07	-8.33E-08	-4.75E-08	-7.83E-08	-7.73E-08	-7.81E-08	1.36E-08	1.28E-08
URI (Δ CDF)	-2.60E-07	-4.26E-07	-4.25E-07	-3.93E-07	-3.93E-07	-3.87E-07	-3.85E-07	-3.85E-07
PLE	NO	NO	NO	NO	NO	NO	NO	NO
Indicator value	-1.30E-07	-5.10E-07	-4.70E-07	-4.70E-07	-4.70E-07	-4.60E-07	-3.70E-07	-3.70E-07

Licensee Comments:

1Q/13: U1-U2 Train A Cross-tie considered unavailable starting on 10/28/2011 when standing order 11-057 and 1/2BFR H.1 procedure revisions were issued to remove procedural guidance on use of the crosstie modification pending NRC approval. Reference IR#01257908. ICES record #304960

4Q/12: Changed PRA Parameter(s).

4Q/12: Changed PRA Parameter(s).

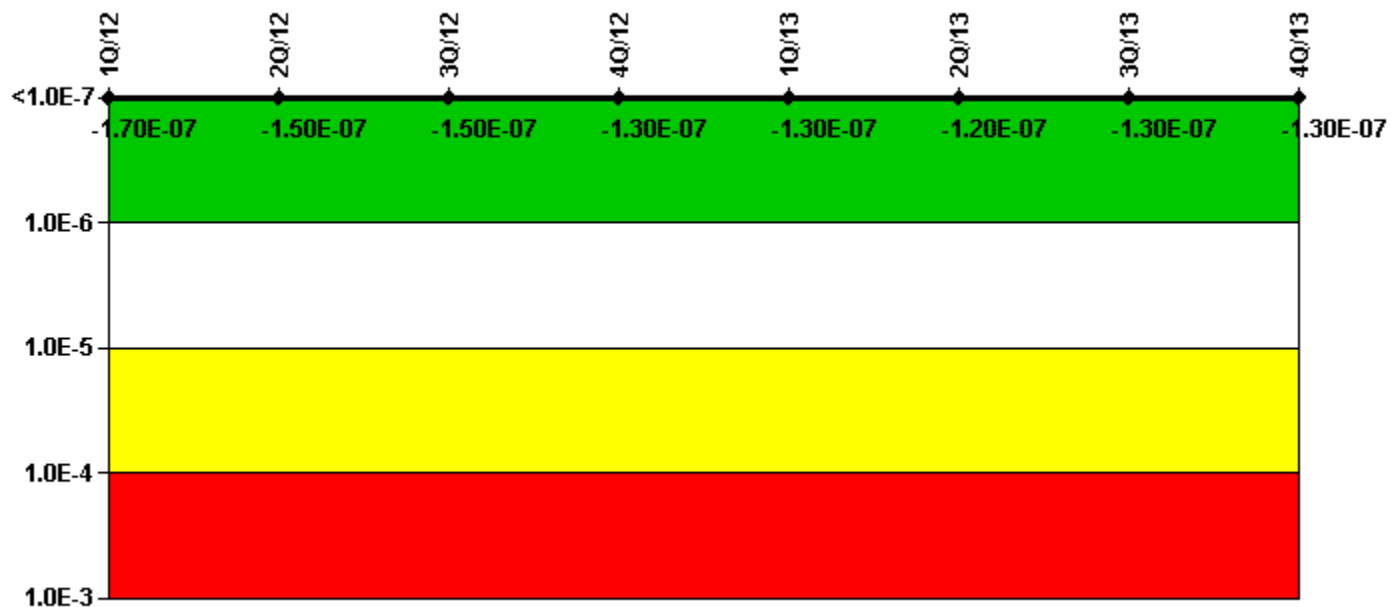
3Q/12: Changed PRA Parameter(s).

2Q/12: Byron PRA Model Revision No: 6BB011a approved March 29, 2012, revised Unit 1 and Unit 2 PRA inputs due to a periodic PRA model update. This included new data analysis, new HRA dependency analysis, and new pre-initiator HRA. This update also removed credit for operator action to crosstie AFW. Based on the previous change to the station operating procedures credit for opposite unit DG, CC and SX systems was removed.

2Q/12: Changed PRA Parameter(s). Byron PRA Model Revision No: 6BB011a approved March 29, 2012, revised Unit 1 and Unit 2 PRA inputs due to a periodic PRA model update. This included new data analysis, new HRA dependency analysis, and new pre-initiator HRA. This update also removed credit for operator action to crosstie AFW. Based on the previous change to the station operating procedures credit for opposite unit DG, CC and SX systems was removed.

1Q/12: Prior to this quarter, planned and unplanned unavailability was counted against an AF train whenever the safety-related suction source was unavailable. After discussions with Braidwood and the corporate PRA SME, it was determined that the unavailability should not be counted if the non-safety-related suction source is available. This issue was documented in IR #1334924. Corrections to historical data for the last three years have been made are reflected in this quarters reporting.

Mitigating Systems Performance Index, Residual Heat Removal System



Thresholds: White > 1.00E-6 Yellow > 1.00E-5 Red > 1.00E-4

Notes

Mitigating Systems Performance Index, Residual Heat Removal System	1Q/12	2Q/12	3Q/12	4Q/12	1Q/13	2Q/13	3Q/13	4Q/13
UAI (ΔCDF)	-3.45E-08	-3.42E-08	-3.42E-08	-3.33E-08	-3.33E-08	-2.41E-08	-3.33E-08	-3.33E-08
	-1.40E-	-1.20E-	-1.20E-	-9.77E-	-9.77E-	-9.77E-	-9.77E-	-9.77E-

URI (ΔCDF)	07	07	07	08	08	08	08	08
PLE	NO	NO	NO	NO	NO	NO	NO	NO
Indicator value	-1.70E-07	-1.50E-07	-1.50E-07	-1.30E-07	-1.30E-07	-1.20E-07	-1.30E-07	-1.30E-07

Licensee Comments:

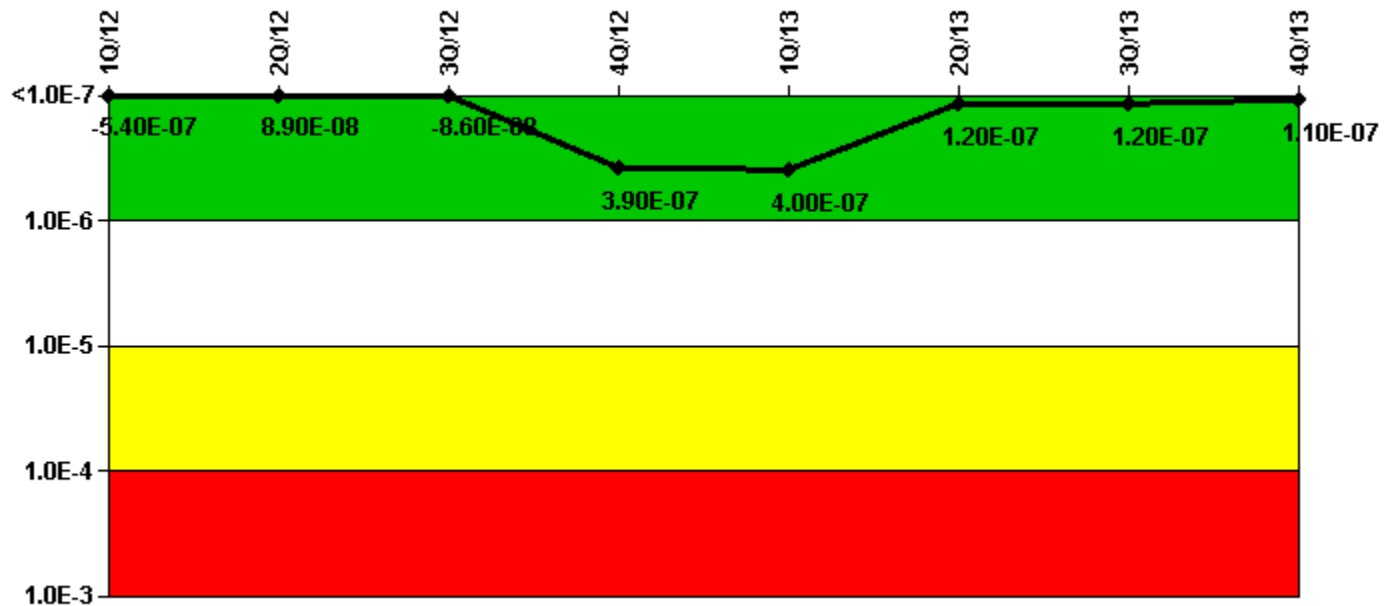
4Q/12: Changed PRA Parameter(s).

4Q/12: Changed PRA Parameter(s).

3Q/12: Changed PRA Parameter(s).

2Q/12: Changed PRA Parameter(s). Byron PRA Model Revision No: 6BB011a approved March 29, 2012, revised Unit 1 and Unit 2 PRA inputs due to a periodic PRA model update. This included new data analysis, new HRA dependency analysis, and new pre-initiator HRA. This update also removed credit for operator action to crosstie AFW. Based on the previous change to the station operating procedures credit for opposite unit DG, CC and SX systems was removed.

Mitigating Systems Performance Index, Cooling Water Systems



Thresholds: White > 1.00E-6 Yellow > 1.00E-5 Red > 1.00E-4

Notes

Mitigating Systems Performance Index, Cooling								
---	--	--	--	--	--	--	--	--

Water Systems	1Q/12	2Q/12	3Q/12	4Q/12	1Q/13	2Q/13	3Q/13	4Q/13
UAI (ΔCDF)	3.95E-07	4.41E-07	2.58E-07	5.21E-07	5.23E-07	2.44E-07	2.45E-07	2.28E-07
URI (ΔCDF)	-9.37E-07	-3.52E-07	-3.44E-07	-1.31E-07	-1.28E-07	-1.24E-07	-1.20E-07	-1.16E-07
PLE	NO	NO	NO	NO	NO	NO	NO	NO
Indicator value	-5.40E-07	8.90E-08	-8.60E-08	3.90E-07	4.00E-07	1.20E-07	1.20E-07	1.10E-07

Licensee Comments:

2Q/13: Changed PRA Parameter(s).

4Q/12: Changed PRA Parameter(s).

4Q/12: Changed PRA Parameter(s).

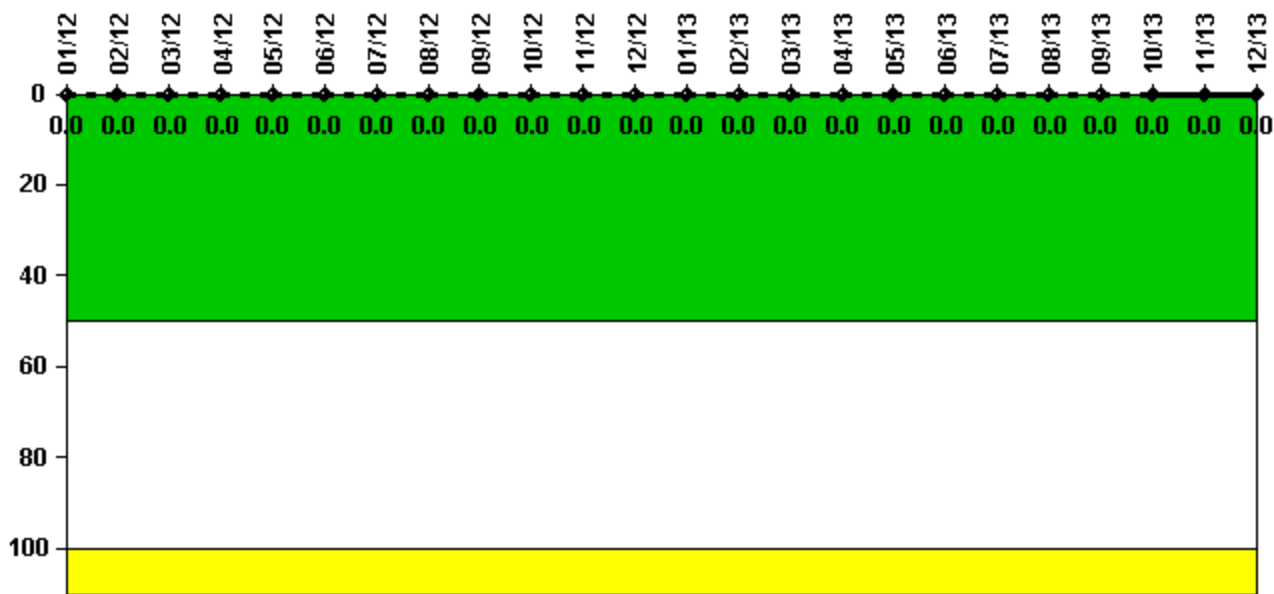
3Q/12: IR#1414688 1B SX pp tripped unexpectedly. Data was actually entered in October due to INPO implementation of ICES it was unavailable to enter data in Sept.

3Q/12: Changed PRA Parameter(s).

2Q/12: Changed PRA Parameter(s). Byron PRA Model Revision No: 6BB011a approved March 29, 2012, revised Unit 1 and Unit 2 PRA inputs due to a periodic PRA model update. This included new data analysis, new HRA dependency analysis, and new pre-initiator HRA. This update also removed credit for operator action to crosstie AFW. Based on the previous change to the station operating procedures credit for opposite unit DG, CC and SX systems was removed.

2Q/12: Changed PRA Parameter(s). Byron PRA Model Revision No: 6BB011a approved March 29, 2012, revised Unit 1 and Unit 2 PRA inputs due to a periodic PRA model update. This included new data analysis, new HRA dependency analysis, and new pre-initiator HRA. This update also removed credit for operator action to crosstie AFW. Based on the previous change to the station operating procedures credit for opposite unit DG, CC and SX systems was removed.

Reactor Coolant System Activity



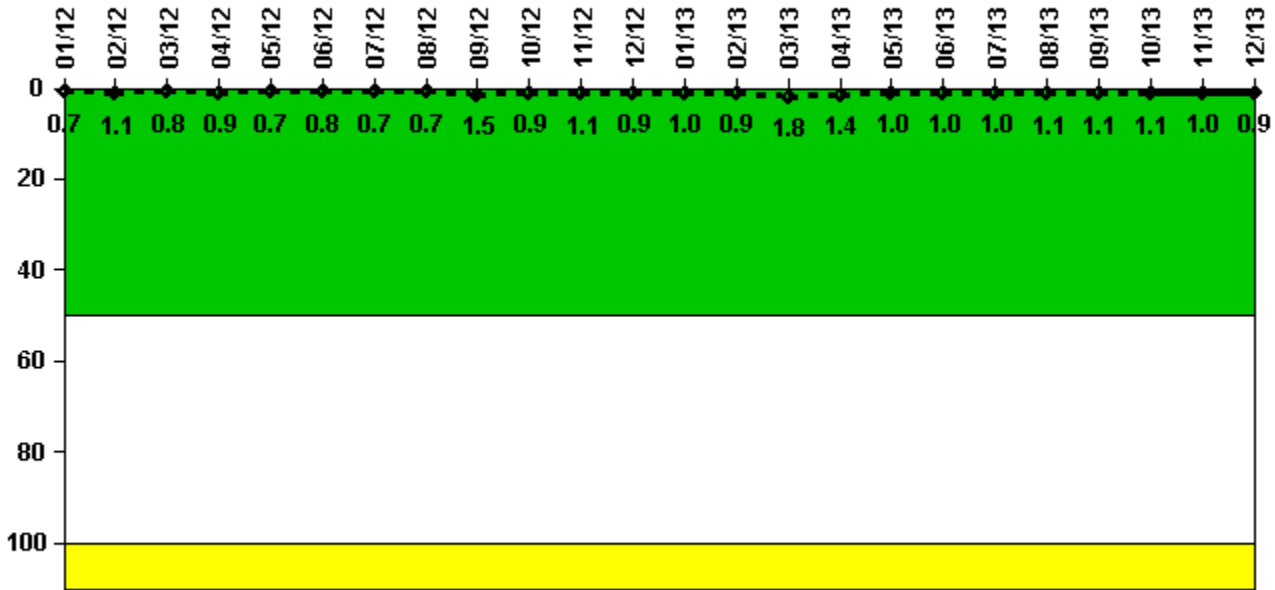
Thresholds: White > 50.0 Yellow > 100.0

Notes

Reactor Coolant System Activity	1/12	2/12	3/12	4/12	5/12	6/12	7/12	8/12	9/12	10/12	11/12	12/12
Maximum activity	0.000071	0.000069	0.000081	0.000075	0.000076	0.000126	0.000129	0.000224	0.000090	0.000118	0.000091	0.000095
Technical specification limit	1.0	1.0	1.0	1.0	1.0	1.0	1.0	1.0	1.0	1.0	1.0	1.0
Indicator value	0	0	0	0	0	0	0	0	0	0	0	0
Reactor Coolant System Activity	1/13	2/13	3/13	4/13	5/13	6/13	7/13	8/13	9/13	10/13	11/13	12/13
Maximum activity	0.000099	0.000102	0.000104	0.000176	0.000049	0.000049	0.000049	0.000053	0.000054	0.000062	0.000061	0.000069
Technical specification limit	1.0	1.0	1.0	1.0	1.0	1.0	1.0	1.0	1.0	1.0	1.0	1.0
Indicator value	0	0	0	0	0	0	0	0	0	0	0	0

Licensee Comments: none

Reactor Coolant System Leakage



Thresholds: White > 50.0 Yellow > 100.0

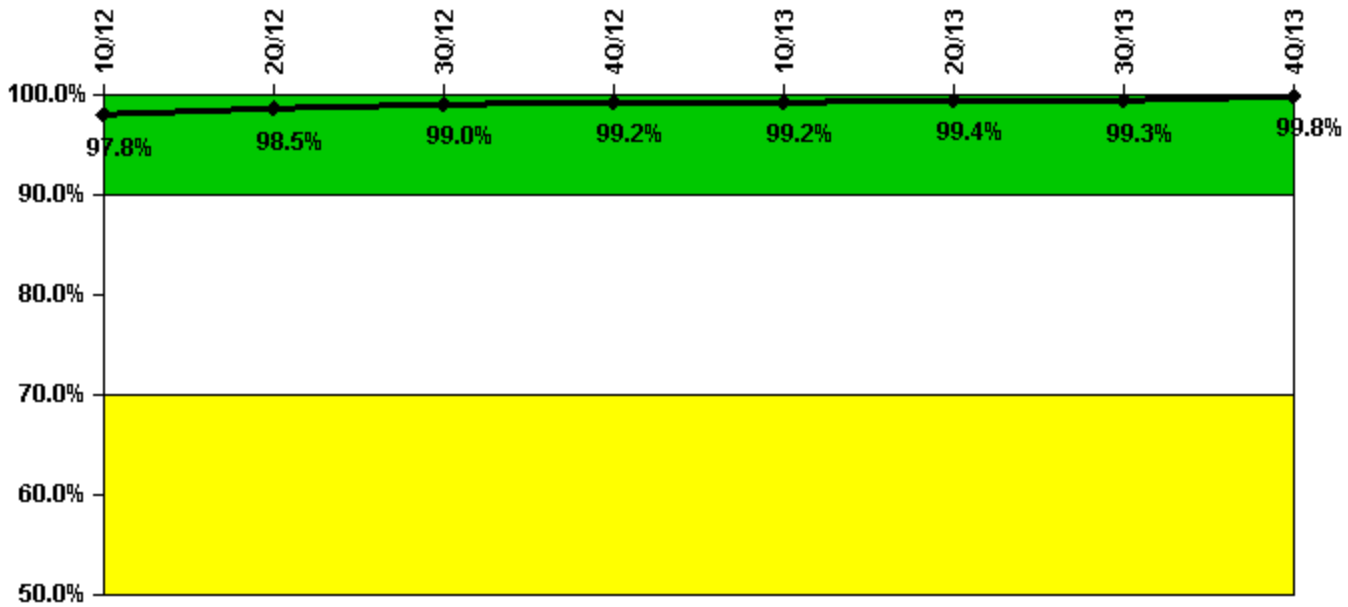
Notes

Reactor Coolant System Leakage	1/12	2/12	3/12	4/12	5/12	6/12	7/12	8/12	9/12	10/12	11/12	12/12
Maximum leakage	0.070	0.110	0.080	0.090	0.070	0.080	0.070	0.070	0.150	0.090	0.110	0.090
Technical specification limit	10.0	10.0	10.0	10.0	10.0	10.0	10.0	10.0	10.0	10.0	10.0	10.0
Indicator value	0.7	1.1	0.8	0.9	0.7	0.8	0.7	0.7	1.5	0.9	1.1	0.9

Reactor Coolant System Leakage	1/13	2/13	3/13	4/13	5/13	6/13	7/13	8/13	9/13	10/13	11/13	12/13
Maximum leakage	0.100	0.090	0.180	0.140	0.100	0.100	0.100	0.110	0.110	0.110	0.100	0.090
Technical specification limit	10.0	10.0	10.0	10.0	10.0	10.0	10.0	10.0	10.0	10.0	10.0	10.0
Indicator value	1.0	0.9	1.8	1.4	1.0	1.0	1.0	1.1	1.1	1.1	1.0	0.9

Licensee Comments: none

Drill/Exercise Performance



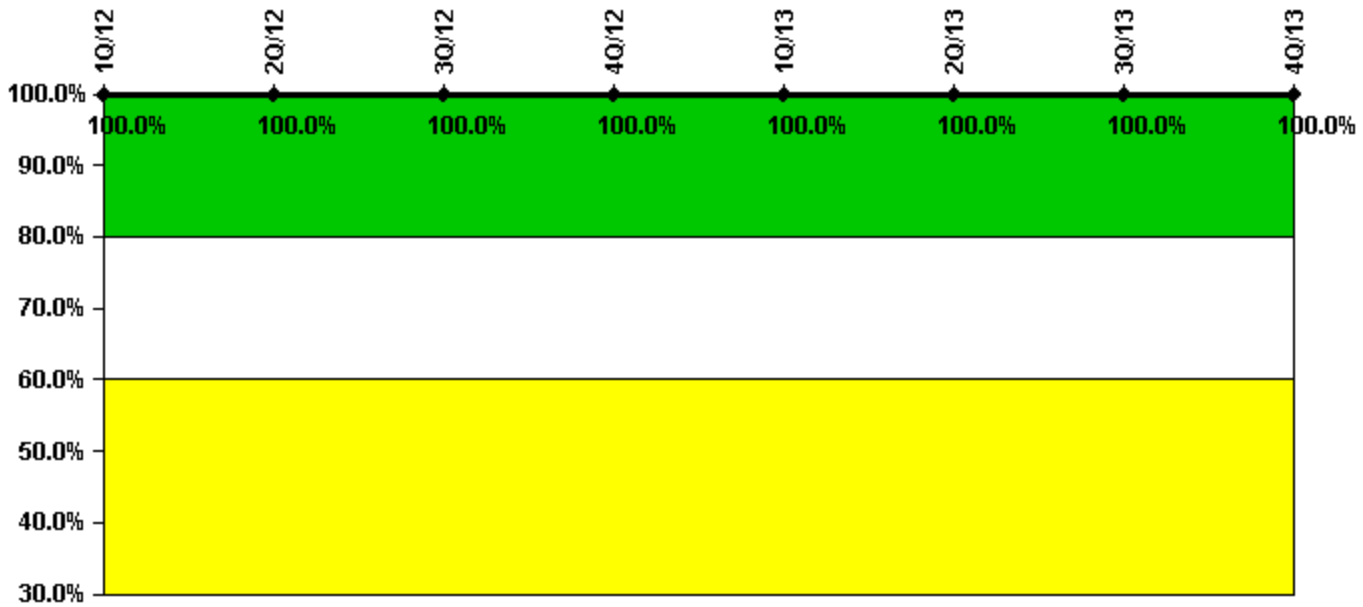
Thresholds: White < 90.0% Yellow < 70.0%

Notes

Drill/Exercise Performance	1Q/12	2Q/12	3Q/12	4Q/12	1Q/13	2Q/13	3Q/13	4Q/13
Successful opportunities	96.0	126.0	24.0	3.0	104.0	12.0	55.0	32.0
Total opportunities	97.0	126.0	24.0	3.0	104.0	12.0	55.0	32.0
Indicator value	97.8%	98.5%	99.0%	99.2%	99.2%	99.4%	99.3%	99.8%

Licensee Comments: none

ERO Drill Participation



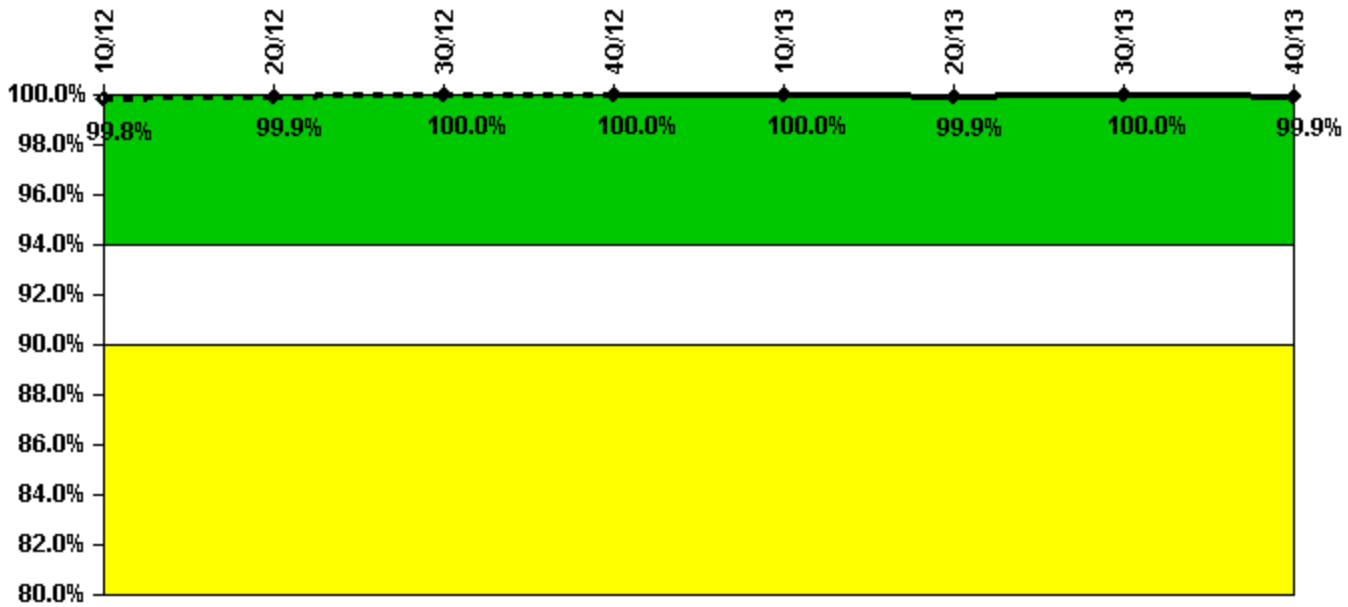
Thresholds: White < 80.0% Yellow < 60.0%

Notes

ERO Drill Participation	1Q/12	2Q/12	3Q/12	4Q/12	1Q/13	2Q/13	3Q/13	4Q/13
Participating Key personnel	74.0	77.0	78.0	78.0	78.0	76.0	71.0	74.0
Total Key personnel	74.0	77.0	78.0	78.0	78.0	76.0	71.0	74.0
Indicator value	100.0%	100.0%	100.0%	100.0%	100.0%	100.0%	100.0%	100.0%

Licensee Comments: none

Alert & Notification System



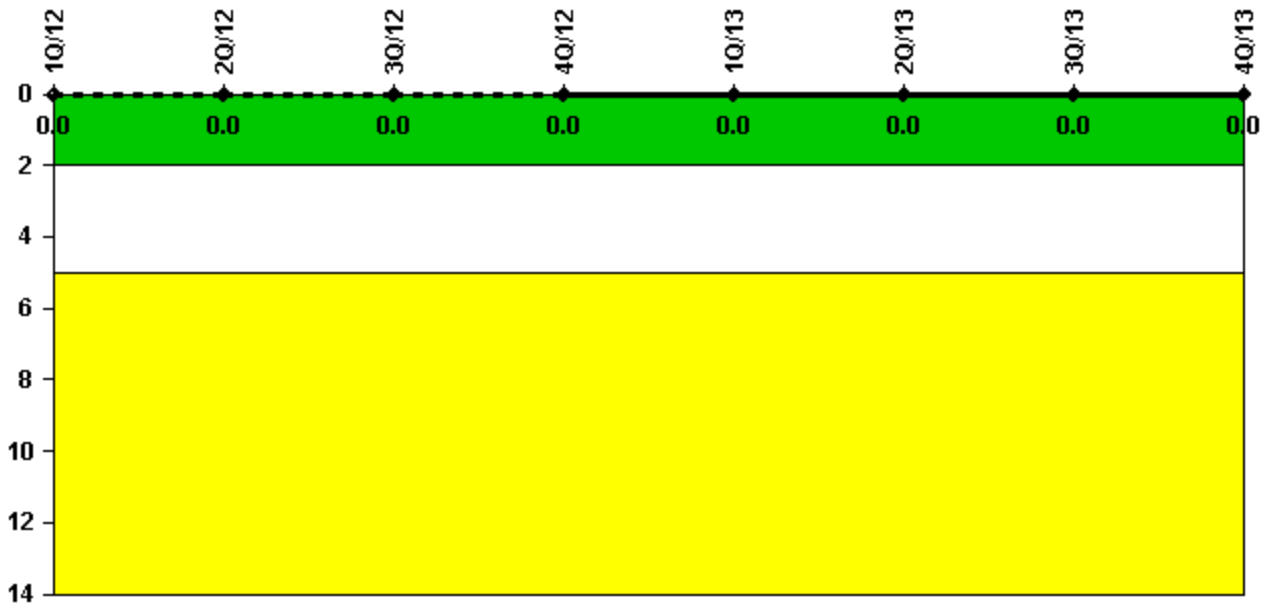
Thresholds: White < 94.0% Yellow < 90.0%

Notes

Alert & Notification System	1Q/12	2Q/12	3Q/12	4Q/12	1Q/13	2Q/13	3Q/13	4Q/13
Successful siren-tests	3962	3903	3841	3904	3902	3900	3903	3900
Total sirens-tests	3965	3904	3843	3904	3904	3904	3904	3904
Indicator value	99.8%	99.9%	100.0%	100.0%	100.0%	99.9%	100.0%	99.9%

Licensee Comments: none

Occupational Exposure Control Effectiveness



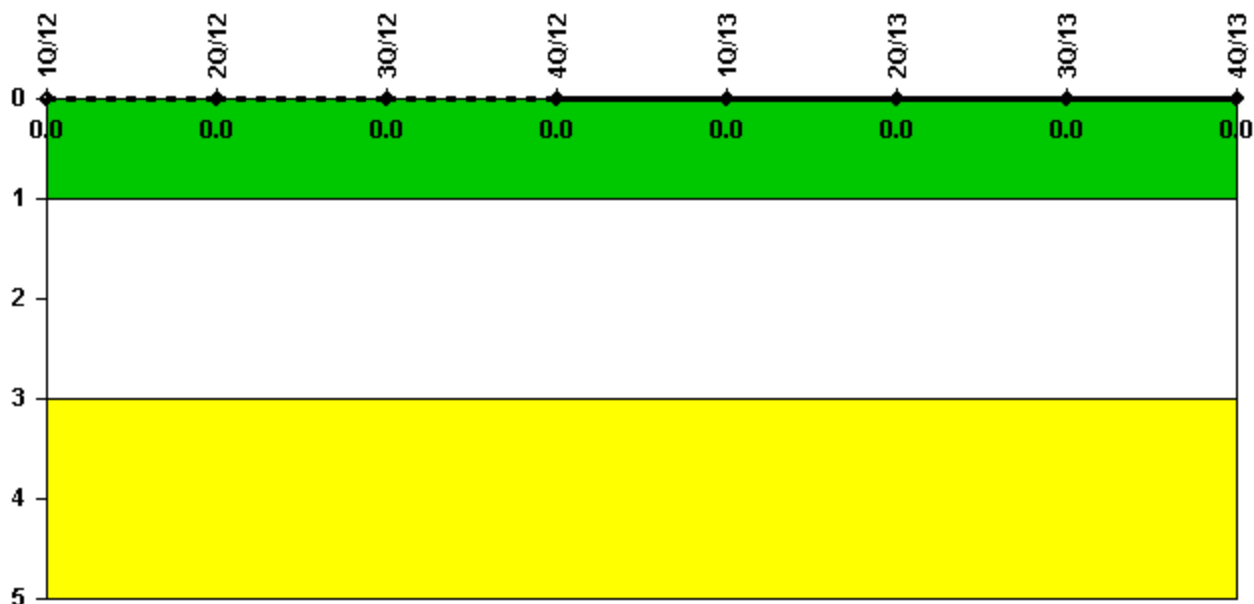
Thresholds: White > 2.0 Yellow > 5.0

Notes

Occupational Exposure Control Effectiveness	1Q/12	2Q/12	3Q/12	4Q/12	1Q/13	2Q/13	3Q/13	4Q/13
High radiation area occurrences	0	0	0	0	0	0	0	0
Very high radiation area occurrences	0	0	0	0	0	0	0	0
Unintended exposure occurrences	0	0	0	0	0	0	0	0
Indicator value	0	0	0	0	0	0	0	0

Licensee Comments: none

RETS/ODCM Radiological Effluent



Thresholds: White > 1.0 Yellow > 3.0

Notes

RETS/ODCM Radiological Effluent	1Q/12	2Q/12	3Q/12	4Q/12	1Q/13	2Q/13	3Q/13	4Q/13
RETS/ODCM occurrences	0	0	0	0	0	0	0	0
Indicator value	0	0	0	0	0	0	0	0

Licensee Comments: none

Although the Security Cornerstone is included in the Reactor Oversight Process assessment program, the Commission has decided that specific information related to findings and performance indicators pertaining to the Security Cornerstone will not be publicly available to ensure that security information is not provided to a possible adversary. Other than the fact that a finding or performance indicator is Green or Greater-Than-Green, security related information will not be displayed on the public web page.

 [Action Matrix Summary](#) | [Inspection Findings Summary](#) | [PI Summary](#) | [Reactor Oversight Process](#)

Last Modified: January 22, 2014