

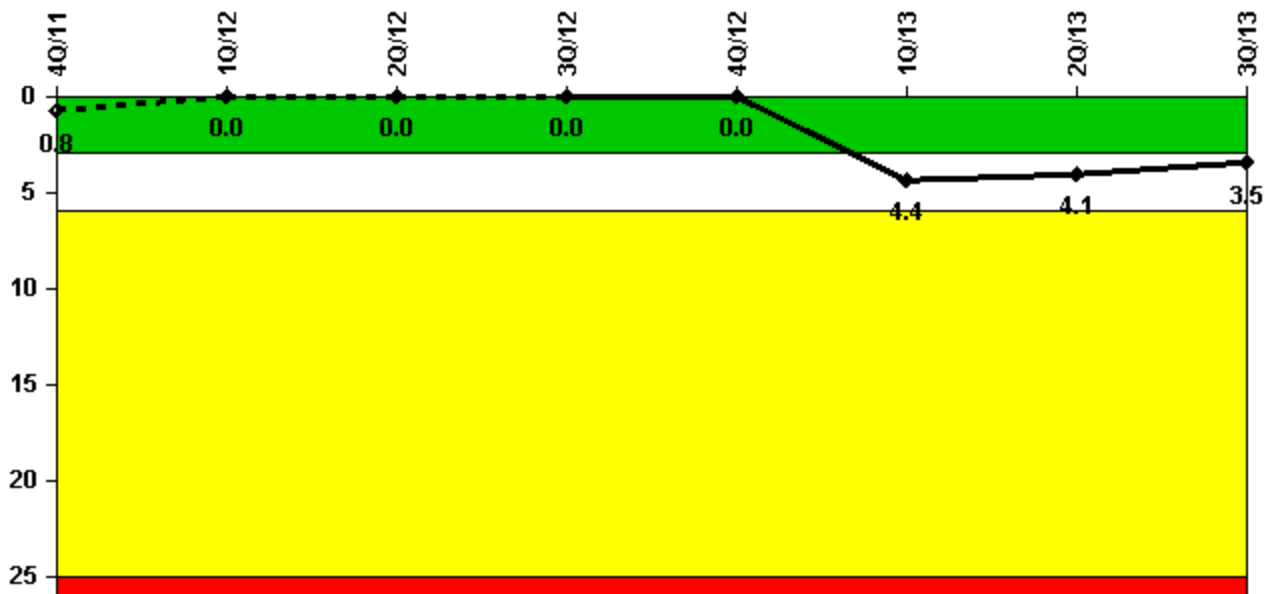
Turkey Point 3

3Q/2013 Performance Indicators

The solid trend line represents the current reporting period.

Licensee's General Comments: none

Unplanned Scrams per 7000 Critical Hrs



Thresholds: White > 3.0 Yellow > 6.0 Red > 25.0

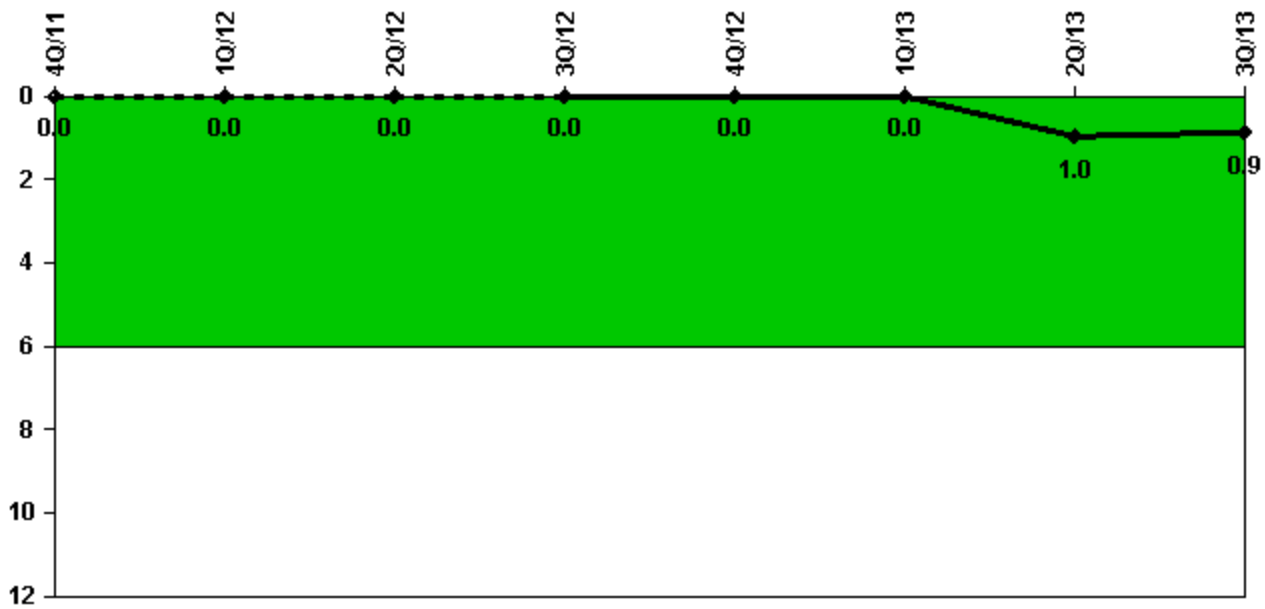
Notes

Unplanned Scrams per 7000 Critical Hrs	4Q/11	1Q/12	2Q/12	3Q/12	4Q/12	1Q/13	2Q/13	3Q/13
Unplanned scrams	0	0	0	0	0	3.0	1.0	0
Critical hours	1941.2	1344.1	0	955.4	2209.0	1581.1	2046.1	2208.0
Indicator value	0.8	0	0	0	0	4.4	4.1	3.5

Licensee Comments:

3Q/12: Unit 3 completed the cycle 26 refueling and power uprate outage.

Unplanned Power Changes per 7000 Critical Hrs



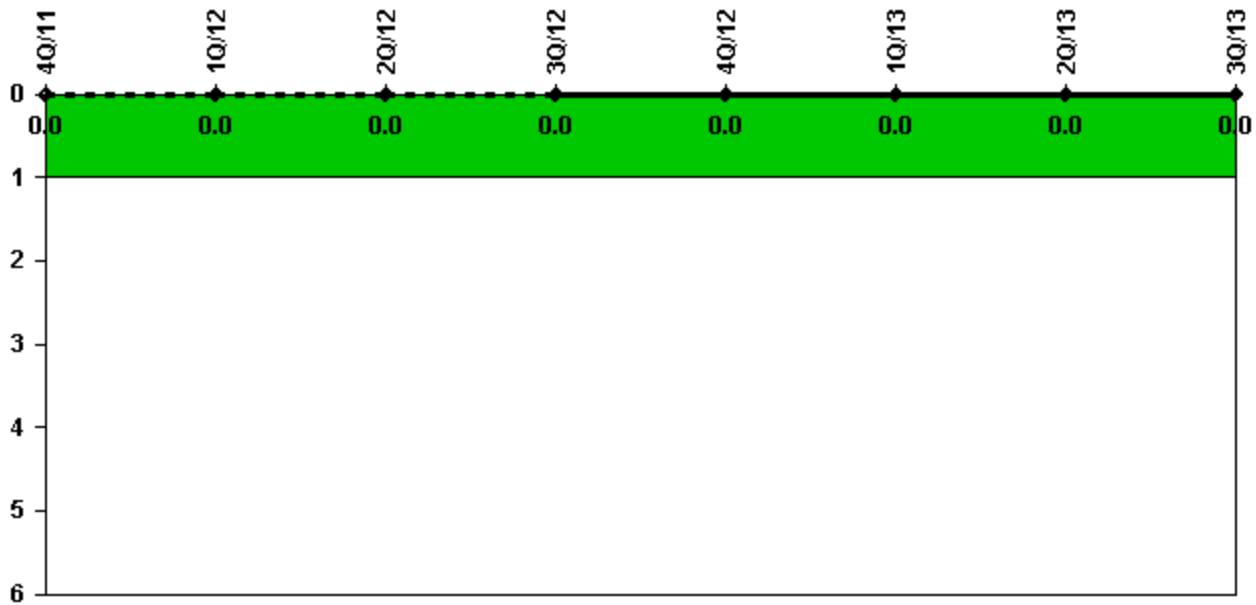
Thresholds: White > 6.0

Notes

Unplanned Power Changes per 7000 Critical Hrs	4Q/11	1Q/12	2Q/12	3Q/12	4Q/12	1Q/13	2Q/13	3Q/13
Unplanned power changes	0	0	0	0	0	0	1.0	0
Critical hours	1941.2	1344.1	0	955.4	2209.0	1581.1	2046.1	2208.0
Indicator value	0	0	0	0	0	0	1.0	0.9

Licensee Comments: none

Unplanned Scrams with Complications



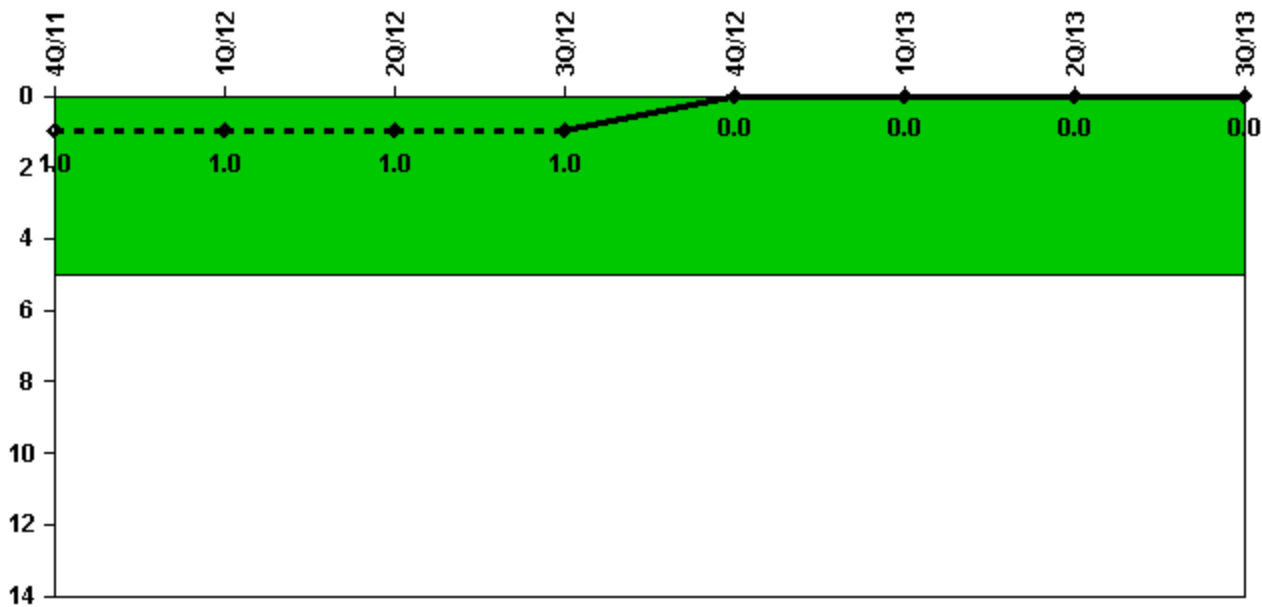
Thresholds: White > 1.0

Notes

Unplanned Scrams with Complications	4Q/11	1Q/12	2Q/12	3Q/12	4Q/12	1Q/13	2Q/13	3Q/13
Scrams with complications	0	0	0	0	0	0	0	0
Indicator value	0.0	0.0	0.0	0.0	0.0	0.0	0.0	0.0

Licensee Comments: none

Safety System Functional Failures (PWR)



Thresholds: White > 5.0

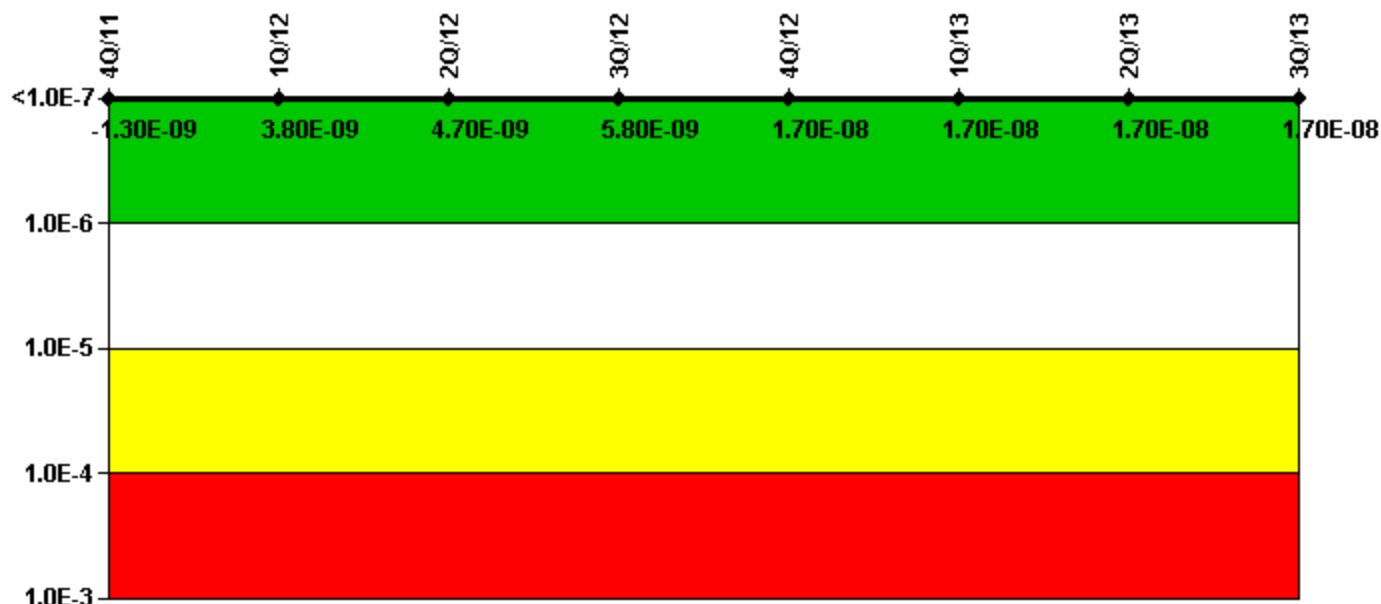
Notes

Safety System Functional Failures (PWR)	4Q/11	1Q/12	2Q/12	3Q/12	4Q/12	1Q/13	2Q/13	3Q/13
Safety System Functional Failures	1	0	0	0	0	0	0	0
Indicator value	1	1	1	1	0	0	0	0

Licensee Comments:

4Q/11: LER 2011-002-00

Mitigating Systems Performance Index, Emergency AC Power System



Thresholds: White > 1.00E-6 Yellow > 1.00E-5 Red > 1.00E-4

Notes

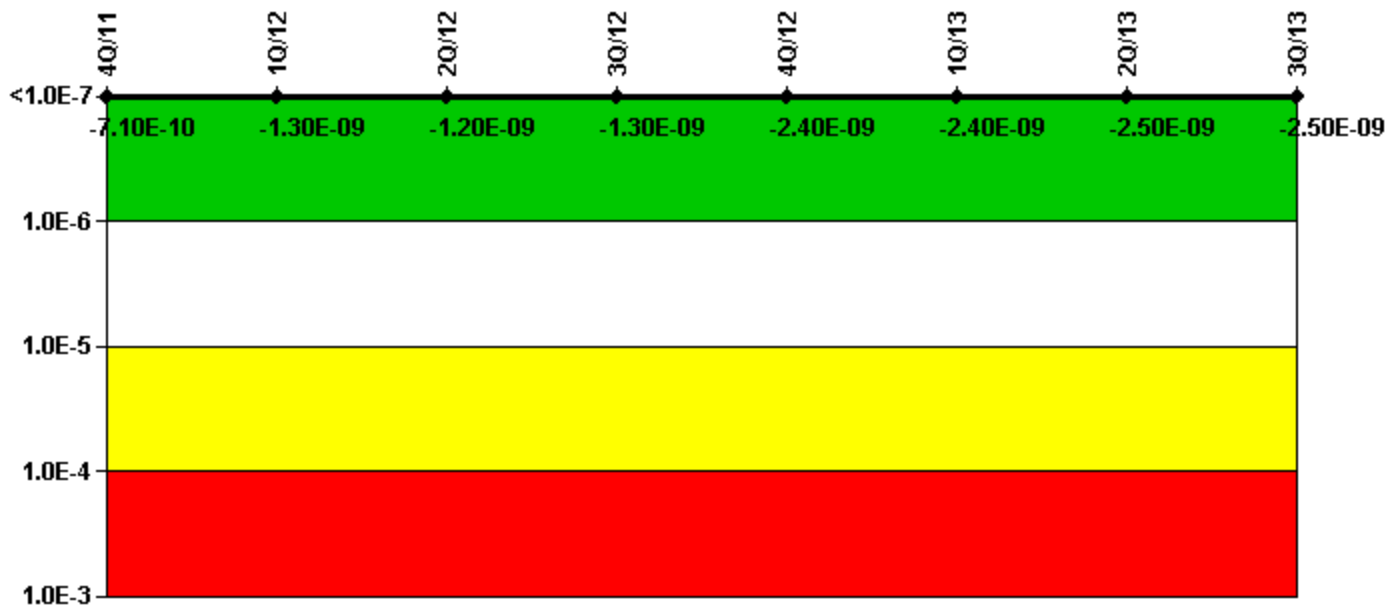
Mitigating Systems Performance Index, Emergency AC Power System	4Q/11	1Q/12	2Q/12	3Q/12	4Q/12	1Q/13	2Q/13	3Q/13
UAI (Δ CDF)	5.50E-09	8.64E-09	9.31E-09	1.01E-08	5.55E-09	5.45E-09	5.47E-09	5.37E-09
URI (Δ CDF)	-6.77E-09	-4.85E-09	-4.64E-09	-4.29E-09	1.14E-08	1.14E-08	1.12E-08	1.15E-08
PLE	NO	NO	NO	NO	NO	NO	NO	NO
Indicator value	-1.30E-09	3.80E-09	4.70E-09	5.80E-09	1.70E-08	1.70E-08	1.70E-08	1.70E-08

Licensee Comments:

4Q/12: Changed PRA Parameter(s).

1Q/12: Changed PRA Parameter(s).

Mitigating Systems Performance Index, High Pressure Injection System



Thresholds: White > 1.00E-6 Yellow > 1.00E-5 Red > 1.00E-4

Notes

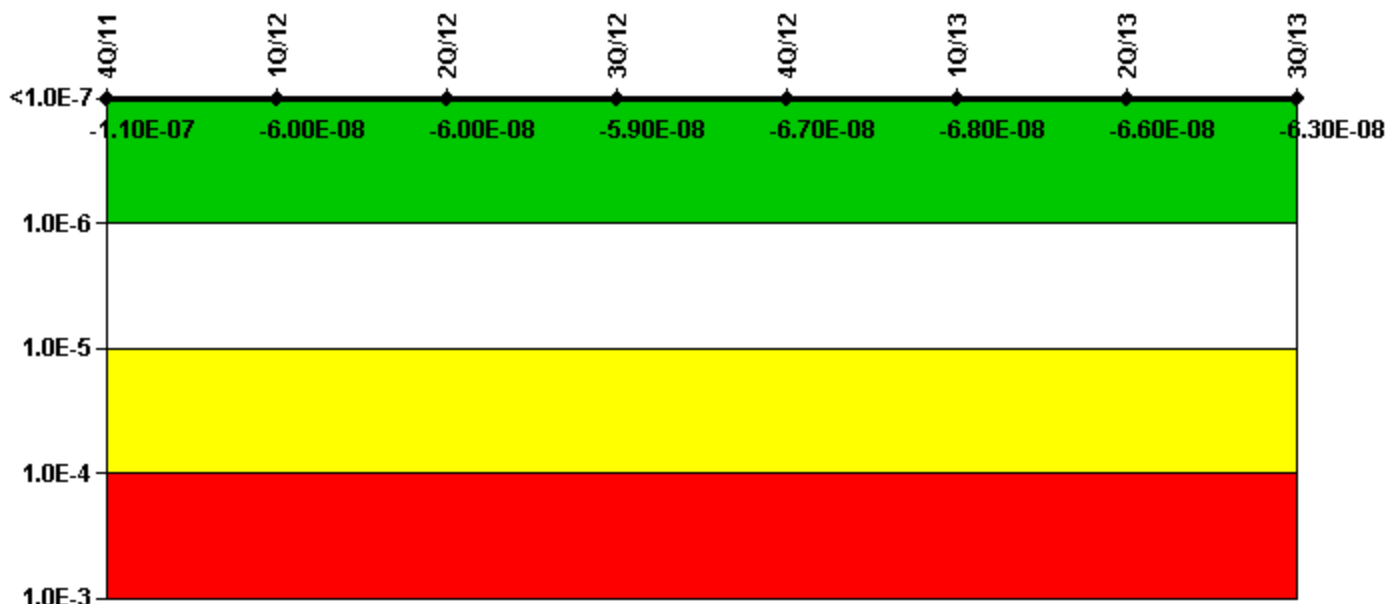
Mitigating Systems Performance Index, High Pressure Injection System	4Q/11	1Q/12	2Q/12	3Q/12	4Q/12	1Q/13	2Q/13	3Q/13
UAI (Δ CDF)	2.95E-10	4.65E-10	6.67E-10	6.64E-10	-1.05E-09	-1.05E-09	-1.04E-09	-1.03E-09
URI (Δ CDF)	-1.00E-09	-1.80E-09	-1.86E-09	-1.92E-09	-1.33E-09	-1.39E-09	-1.44E-09	-1.48E-09
PLE	NO	NO	NO	NO	NO	NO	NO	NO
Indicator value	-7.10E-10	-1.30E-09	-1.20E-09	-1.30E-09	-2.40E-09	-2.40E-09	-2.50E-09	-2.50E-09

Licensee Comments:

4Q/12: Changed PRA Parameter(s).

1Q/12: Changed PRA Parameter(s).

Mitigating Systems Performance Index, Heat Removal System



Thresholds: White > 1.00E-6 Yellow > 1.00E-5 Red > 1.00E-4

Notes

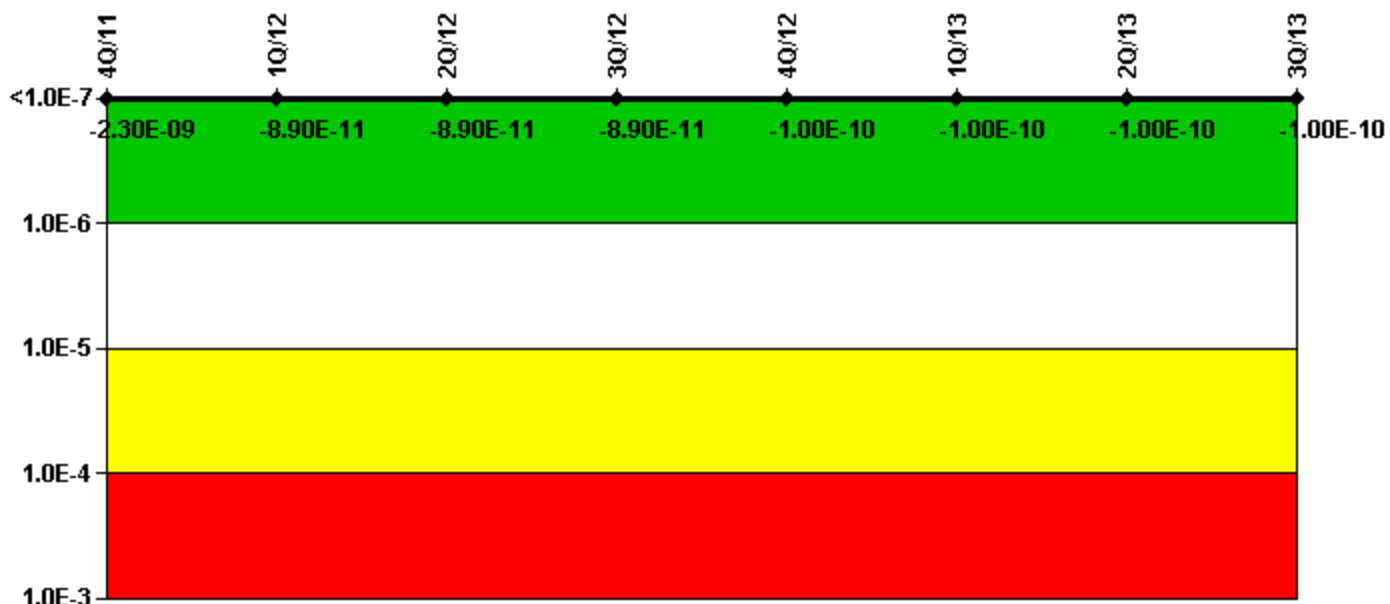
Mitigating Systems Performance Index, Heat Removal System	4Q/11	1Q/12	2Q/12	3Q/12	4Q/12	1Q/13	2Q/13	3Q/13
UAI (Δ CDF)	2.93E-09	5.18E-10	6.47E-10	1.67E-09	4.65E-09	4.45E-09	5.70E-09	8.73E-09
URI (Δ CDF)	-1.14E-07	-6.07E-08	-6.07E-08	-6.07E-08	-7.16E-08	-7.21E-08	-7.22E-08	-7.19E-08
PLE	NO	NO	NO	NO	NO	NO	NO	NO
Indicator value	-1.10E-07	-6.00E-08	-6.00E-08	-5.90E-08	-6.70E-08	-6.80E-08	-6.60E-08	-6.30E-08

Licensee Comments:

4Q/12: Changed PRA Parameter(s).

1Q/12: Changed PRA Parameter(s).

Mitigating Systems Performance Index, Residual Heat Removal System



Thresholds: White > 1.00E-6 Yellow > 1.00E-5 Red > 1.00E-4

Notes

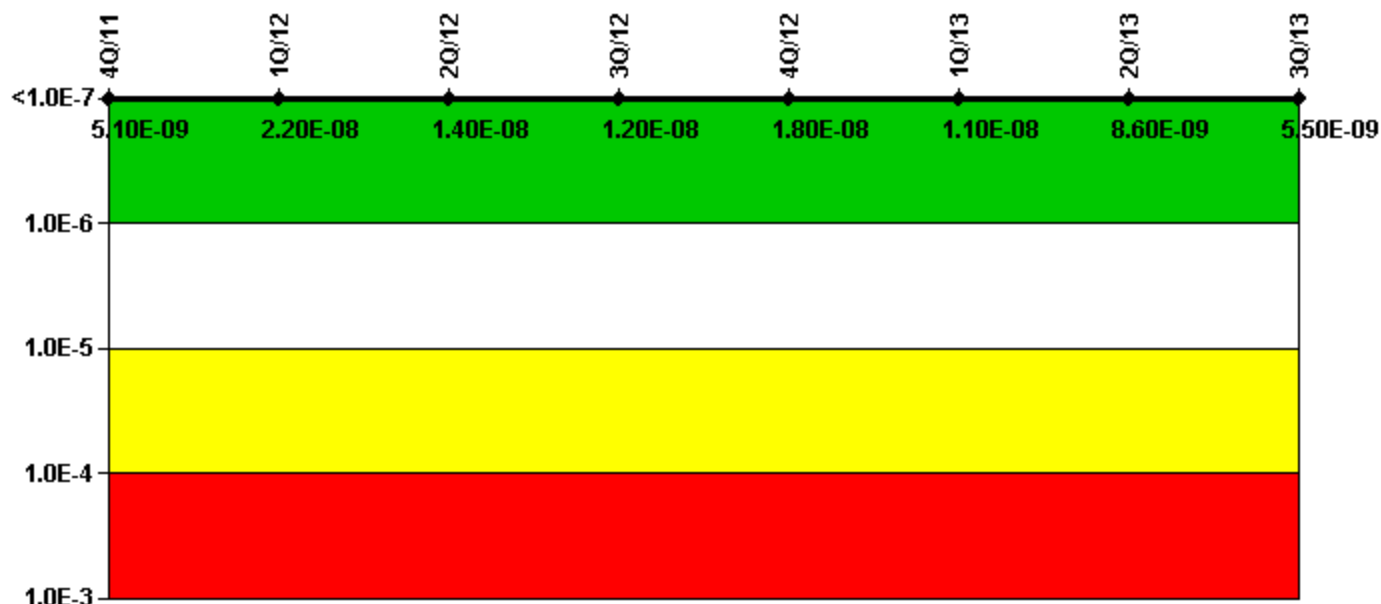
Mitigating Systems Performance Index, Residual Heat Removal System	4Q/11	1Q/12	2Q/12	3Q/12	4Q/12	1Q/13	2Q/13	3Q/13
UAI (Δ CDF)	-4.70E-10	-1.99E-11	-1.99E-11	-1.99E-11	-2.23E-11	-2.23E-11	-2.23E-11	-2.23E-11
URI (Δ CDF)	-1.84E-09	-6.95E-11	-6.95E-11	-6.95E-11	-7.99E-11	-7.99E-11	-7.99E-11	-7.99E-11
PLE	NO	NO	NO	NO	NO	NO	NO	NO
Indicator value	-2.30E-09	-8.90E-11	-8.90E-11	-8.90E-11	-1.00E-10	-1.00E-10	-1.00E-10	-1.00E-10

Licensee Comments:

4Q/12: Changed PRA Parameter(s).

1Q/12: Changed PRA Parameter(s).

Mitigating Systems Performance Index, Cooling Water Systems



Thresholds: White > 1.00E-6 Yellow > 1.00E-5 Red > 1.00E-4

Notes

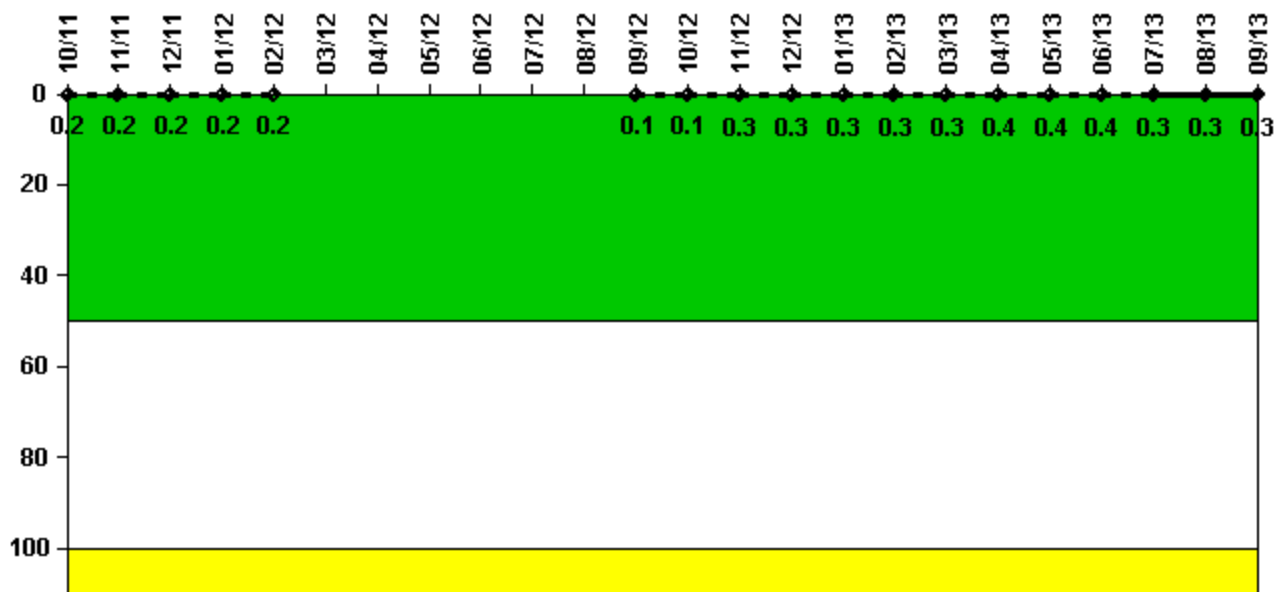
Mitigating Systems Performance Index, Cooling Water Systems	4Q/11	1Q/12	2Q/12	3Q/12	4Q/12	1Q/13	2Q/13	3Q/13
UAI (Δ CDF)	5.40E-09	2.57E-08	1.82E-08	1.62E-08	2.37E-08	1.64E-08	1.39E-08	1.08E-08
URI (Δ CDF)	-2.90E-10	-3.85E-09	-3.85E-09	-3.85E-09	-5.29E-09	-5.29E-09	-5.29E-09	-5.29E-09
PLE	NO	NO	NO	NO	NO	NO	NO	NO
Indicator value	5.10E-09	2.20E-08	1.40E-08	1.20E-08	1.80E-08	1.10E-08	8.60E-09	5.50E-09

Licensee Comments:

4Q/12: Changed PRA Parameter(s).

1Q/12: Changed PRA Parameter(s).

Reactor Coolant System Activity



Thresholds: White > 50.0 Yellow > 100.0

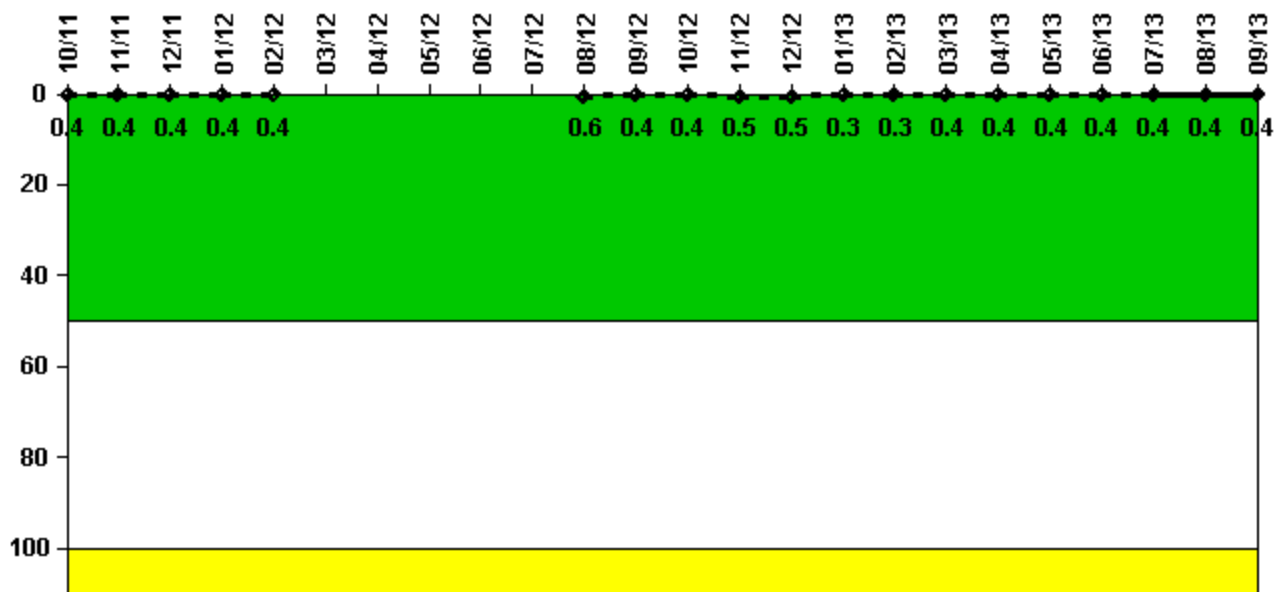
Notes

Reactor Coolant System Activity	10/11	11/11	12/11	1/12	2/12	3/12	4/12	5/12	6/12	7/12	8/12	9/12
Maximum activity	0.001700	0.001890	0.002160	0.002070	0.002020	N/A	N/A	N/A	N/A	N/A	N/A	0.000130
Technical specification limit	1.0	1.0	1.0	1.0	1.0	1.0	1.0	1.0	1.0	1.0	0.3	0.3
Indicator value	0.2	0.2	0.2	0.2	0.2	N/A	N/A	N/A	N/A	N/A	N/A	0.1

Reactor Coolant System Activity	10/12	11/12	12/12	1/13	2/13	3/13	4/13	5/13	6/13	7/13	8/13	9/13
Maximum activity	0.000200	0.000690	0.000640	0.000780	0.000760	0.000730	0.000930	0.000930	0.000960	0.000640	0.000810	0.000730
Technical specification limit	0.3	0.3	0.3	0.3	0.3	0.3	0.3	0.3	0.3	0.3	0.3	0.3
Indicator value	0.1	0.3	0.3	0.3	0.3	0.3	0.4	0.4	0.4	0.3	0.3	0.3

Licensee Comments: none

Reactor Coolant System Leakage



Thresholds: White > 50.0 Yellow > 100.0

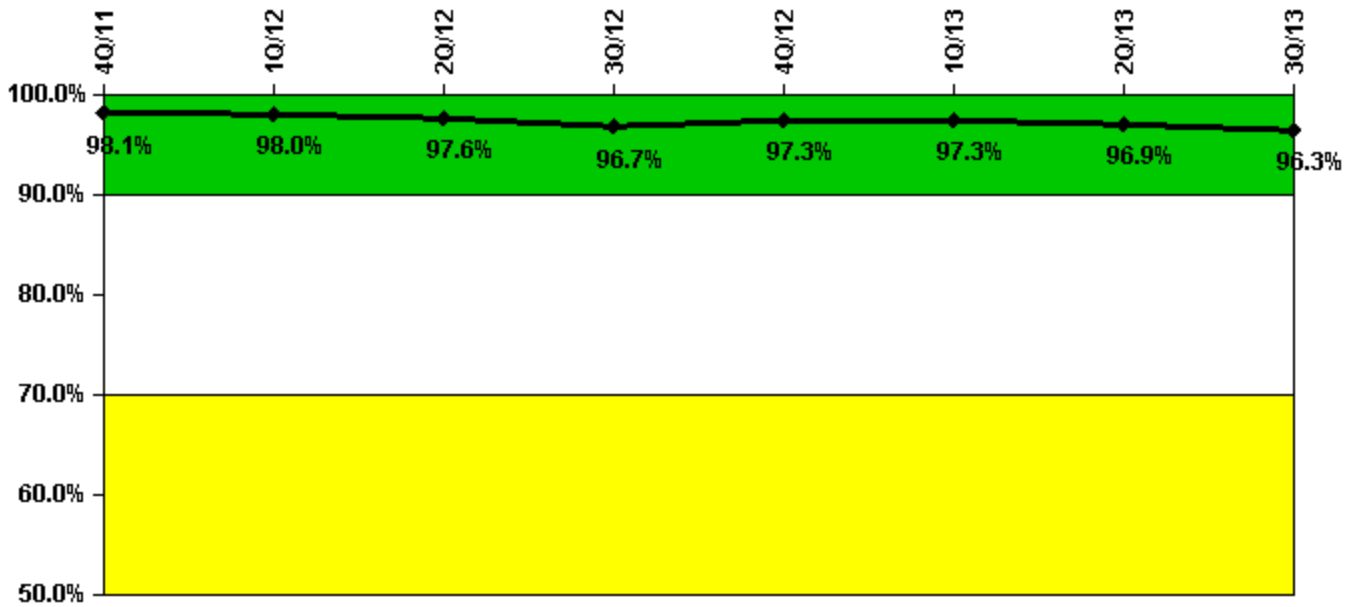
Notes

Reactor Coolant System Leakage	10/11	11/11	12/11	1/12	2/12	3/12	4/12	5/12	6/12	7/12	8/12	9/12
Maximum leakage	0.040	0.040	0.040	0.040	0.040	N/A	N/A	N/A	N/A	N/A	0.060	0.040
Technical specification limit	10.0	10.0	10.0	10.0	10.0	10.0	10.0	10.0	10.0	10.0	10.0	10.0
Indicator value	0.4	0.4	0.4	0.4	0.4	N/A	N/A	N/A	N/A	N/A	0.6	0.4

Reactor Coolant System Leakage	10/12	11/12	12/12	1/13	2/13	3/13	4/13	5/13	6/13	7/13	8/13	9/13
Maximum leakage	0.040	0.045	0.050	0.030	0.030	0.040	0.040	0.040	0.040	0.040	0.040	0.040
Technical specification limit	10.0	10.0	10.0	10.0	10.0	10.0	10.0	10.0	10.0	10.0	10.0	10.0
Indicator value	0.4	0.5	0.5	0.3	0.3	0.4	0.4	0.4	0.4	0.4	0.4	0.4

Licensee Comments: none

Drill/Exercise Performance



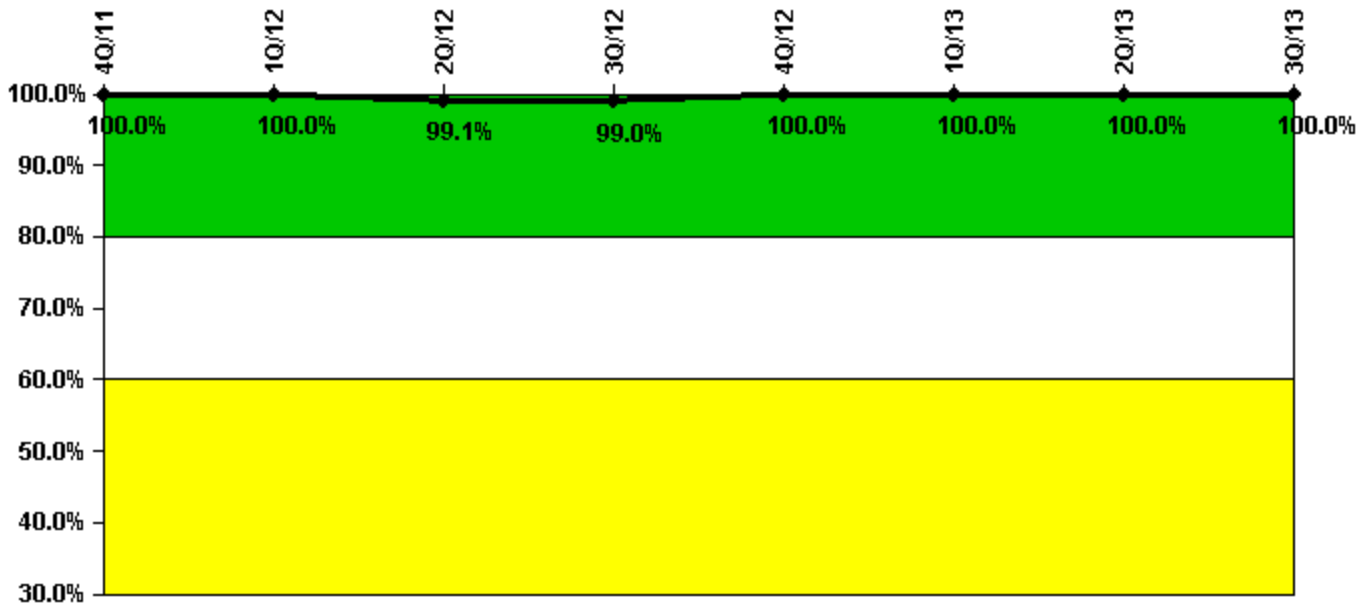
Thresholds: White < 90.0% Yellow < 70.0%

Notes

Drill/Exercise Performance	4Q/11	1Q/12	2Q/12	3Q/12	4Q/12	1Q/13	2Q/13	3Q/13
Successful opportunities	40.0	24.0	22.0	35.0	55.0	10.0	38.0	33.0
Total opportunities	42.0	24.0	23.0	38.0	55.0	10.0	40.0	35.0
Indicator value	98.1%	98.0%	97.6%	96.7%	97.3%	97.3%	96.9%	96.3%

Licensee Comments: none

ERO Drill Participation



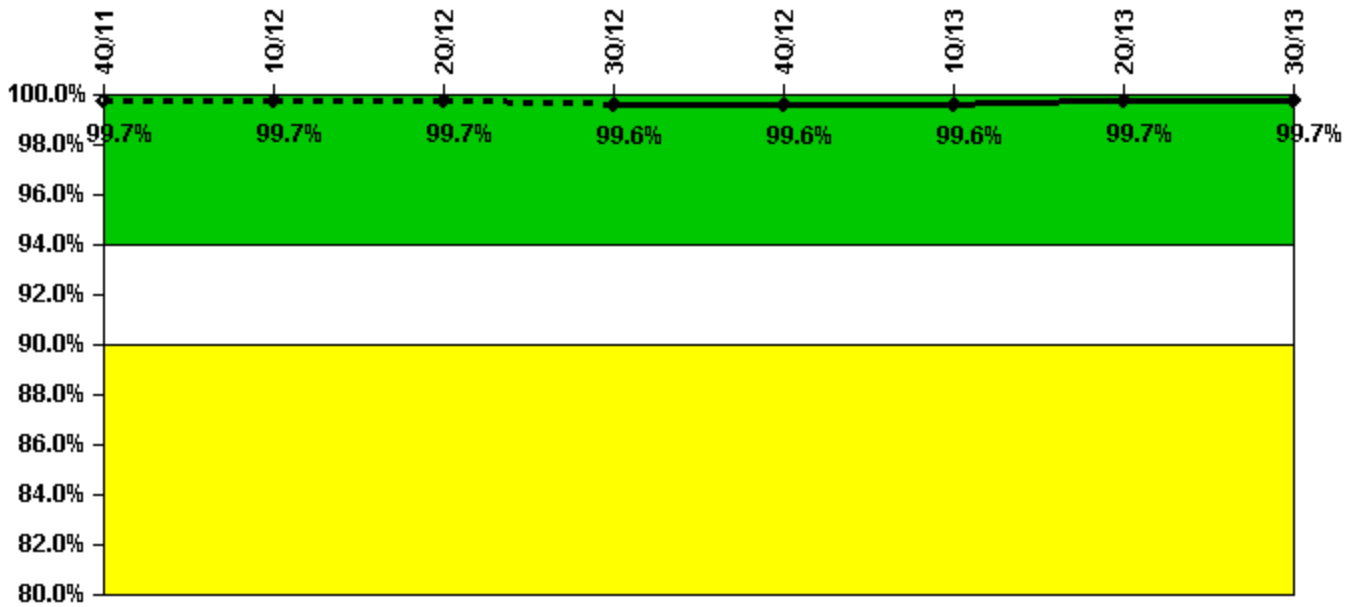
Thresholds: White < 80.0% Yellow < 60.0%

Notes

ERO Drill Participation	4Q/11	1Q/12	2Q/12	3Q/12	4Q/12	1Q/13	2Q/13	3Q/13
Participating Key personnel	113.0	104.0	106.0	98.0	103.0	97.0	106.0	106.0
Total Key personnel	113.0	104.0	107.0	99.0	103.0	97.0	106.0	106.0
Indicator value	100.0%	100.0%	99.1%	99.0%	100.0%	100.0%	100.0%	100.0%

Licensee Comments: none

Alert & Notification System



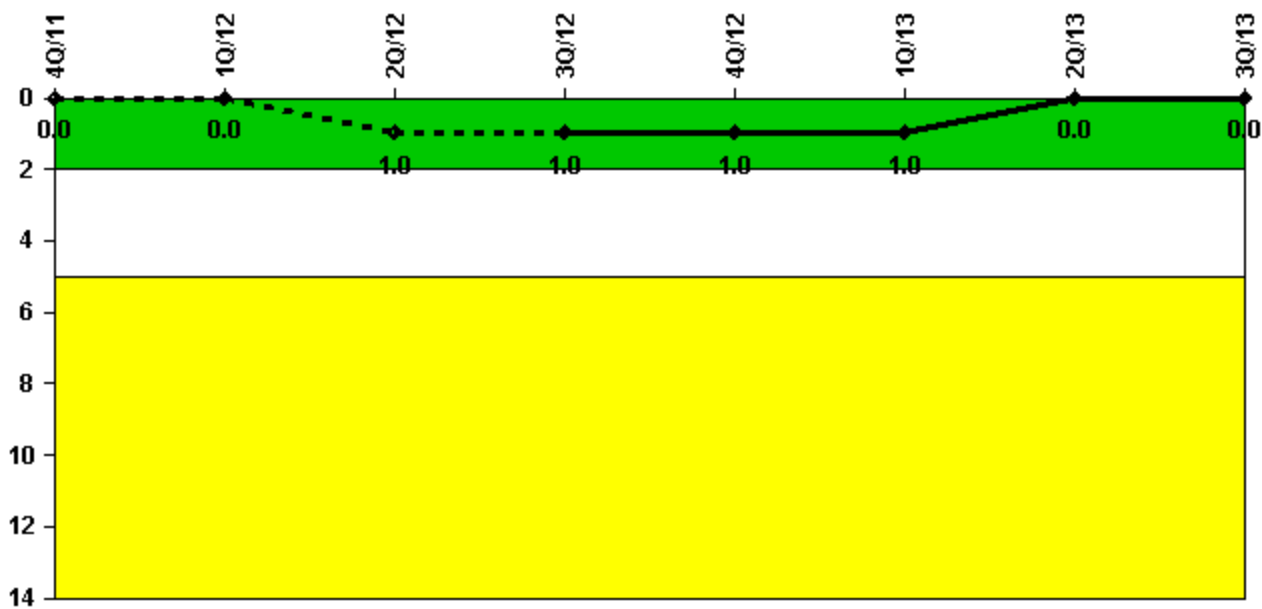
Thresholds: White < 94.0% Yellow < 90.0%

Notes

Alert & Notification System	4Q/11	1Q/12	2Q/12	3Q/12	4Q/12	1Q/13	2Q/13	3Q/13
Successful siren-tests	328	375	328	374	328	375	329	327
Total sirens-tests	329	376	329	376	329	376	329	329
Indicator value	99.7%	99.7%	99.7%	99.6%	99.6%	99.6%	99.7%	99.7%

Licensee Comments: none

Occupational Exposure Control Effectiveness



Thresholds: White > 2.0 Yellow > 5.0

Notes

Occupational Exposure Control Effectiveness	4Q/11	1Q/12	2Q/12	3Q/12	4Q/12	1Q/13	2Q/13	3Q/13
High radiation area occurrences	0	0	1	0	0	0	0	0
Very high radiation area occurrences	0	0	0	0	0	0	0	0
Unintended exposure occurrences	0	0	0	0	0	0	0	0
Indicator value	0	0	1	1	1	1	0	0

Licensee Comments:

2Q/12: Turkey Point Unit 3 High Radiation Occurrence on 4-28-12; Condition Report 1760652

RETS/ODCM Radiological Effluent



Thresholds: White > 1.0 Yellow > 3.0

Notes

RETS/ODCM Radiological Effluent	4Q/11	1Q/12	2Q/12	3Q/12	4Q/12	1Q/13	2Q/13	3Q/13
RETS/ODCM occurrences	0	0	0	0	0	0	0	0
Indicator value	0	0	0	0	0	0	0	0

Licensee Comments: none

Although the Security Cornerstone is included in the Reactor Oversight Process assessment program, the Commission has decided that specific information related to findings and performance indicators pertaining to the Security Cornerstone will not be publicly available to ensure that security information is not provided to a possible adversary. Other than the fact that a finding or performance indicator is Green or Greater-Than-Green, security related information will not be displayed on the public web page.

 [Action Matrix Summary](#) | [Inspection Findings Summary](#) | [PI Summary](#) | [Reactor Oversight Process](#)

Last Modified: October 22, 2013