

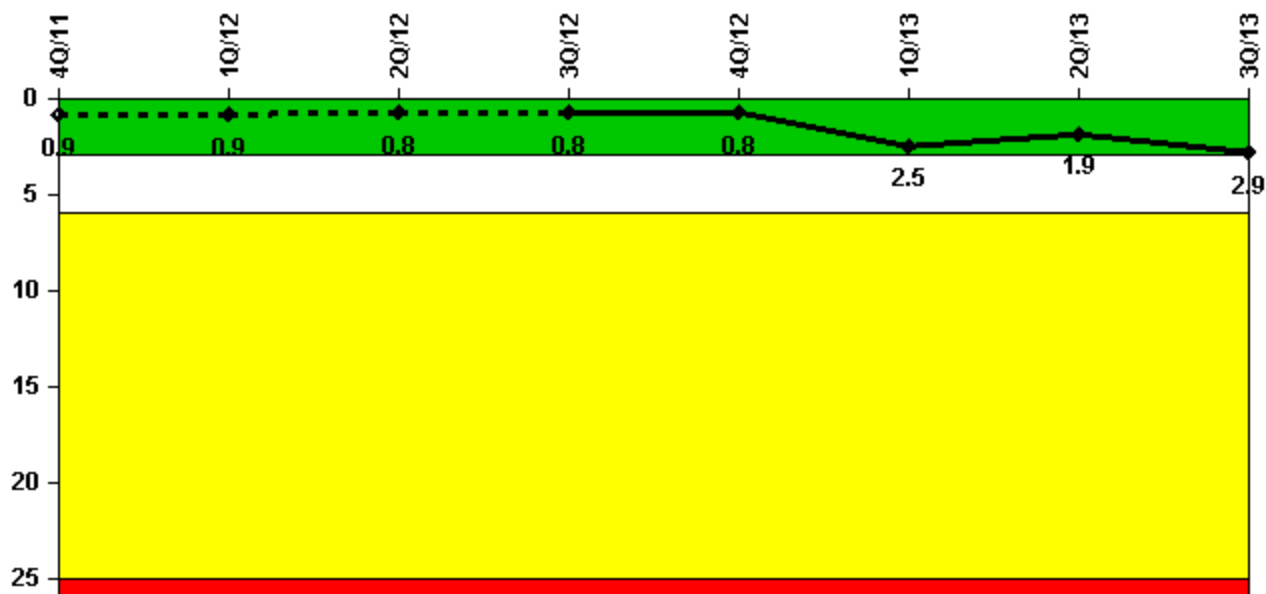
# Pilgrim 1

## 3Q/2013 Performance Indicators

The solid trend line represents the current reporting period.

Licensee's General Comments: none

### Unplanned Scrams per 7000 Critical Hrs



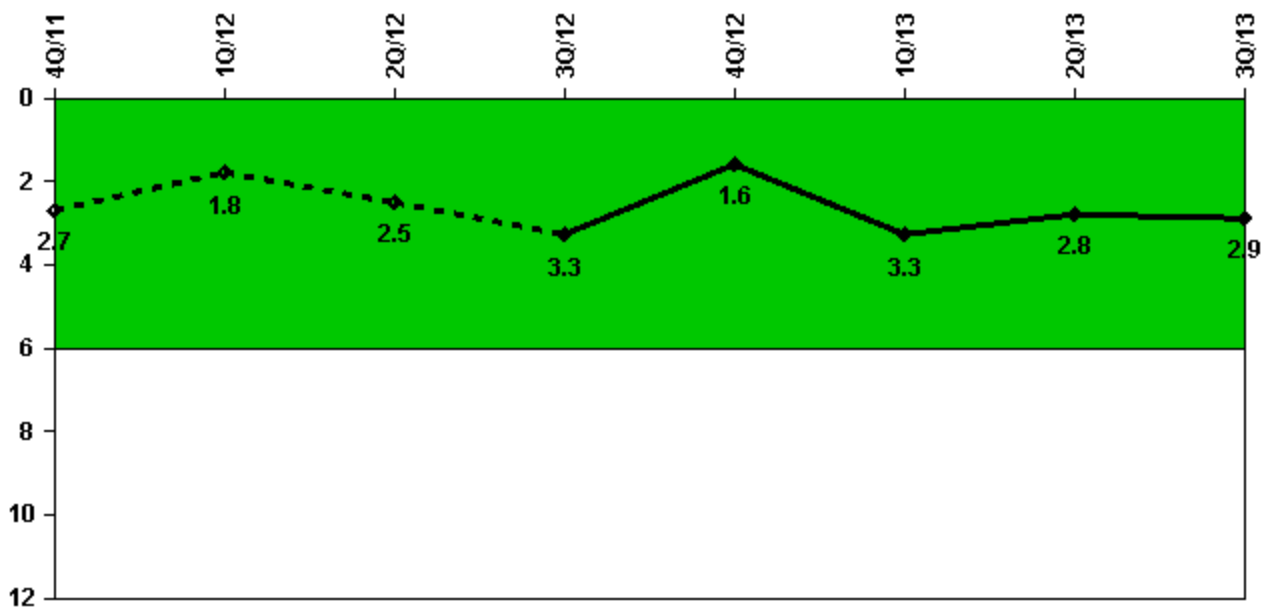
Thresholds: White > 3.0 Yellow > 6.0 Red > 25.0

### Notes

Unplanned Scrams per 7000 Critical Hrs	4Q/11	1Q/12	2Q/12	3Q/12	4Q/12	1Q/13	2Q/13	3Q/13
Unplanned scrams	0	0	1.0	0	0	2.0	0	1.0
Critical hours	1971.2	2183.0	2127.9	2208.0	2209.0	1863.4	1180.6	1970.3
<b>Indicator value</b>	<b>0.9</b>	<b>0.9</b>	<b>0.8</b>	<b>0.8</b>	<b>0.8</b>	<b>2.5</b>	<b>1.9</b>	<b>2.9</b>

Licensee Comments: none

### Unplanned Power Changes per 7000 Critical Hrs



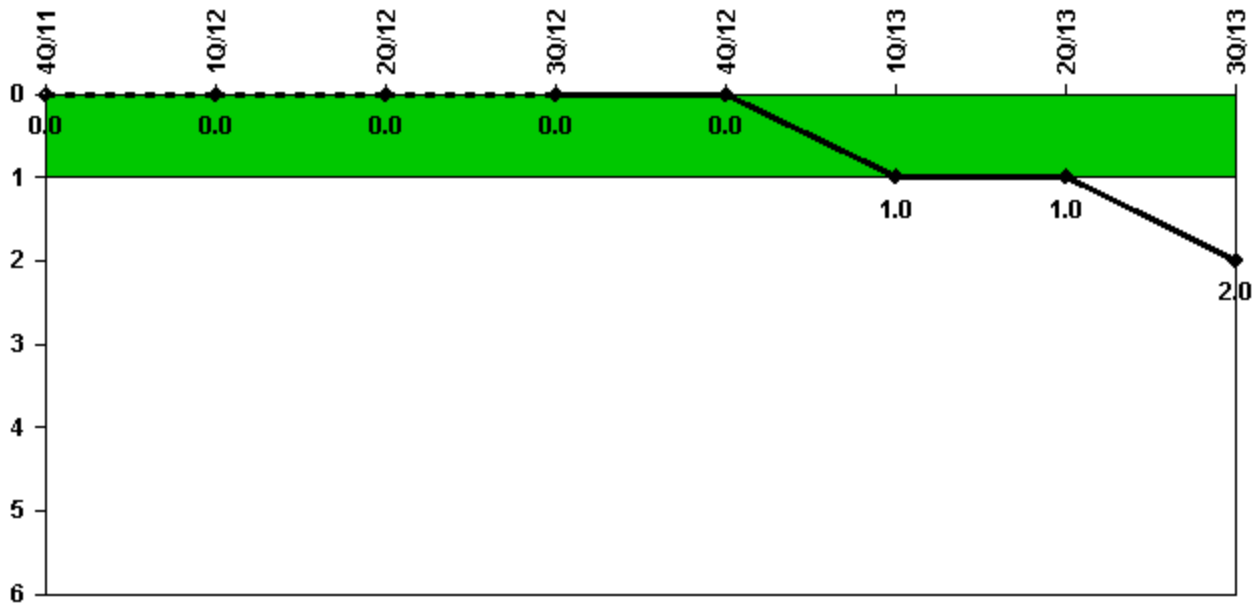
Thresholds: White > 6.0

#### Notes

Unplanned Power Changes per 7000 Critical Hrs	4Q/11	1Q/12	2Q/12	3Q/12	4Q/12	1Q/13	2Q/13	3Q/13
Unplanned power changes	2.0	0	1.0	1.0	0	2.0	0	1.0
Critical hours	1971.2	2183.0	2127.9	2208.0	2209.0	1863.4	1180.6	1970.3
<b>Indicator value</b>	<b>2.7</b>	<b>1.8</b>	<b>2.5</b>	<b>3.3</b>	<b>1.6</b>	<b>3.3</b>	<b>2.8</b>	<b>2.9</b>

Licensee Comments: none

### Unplanned Scrams with Complications



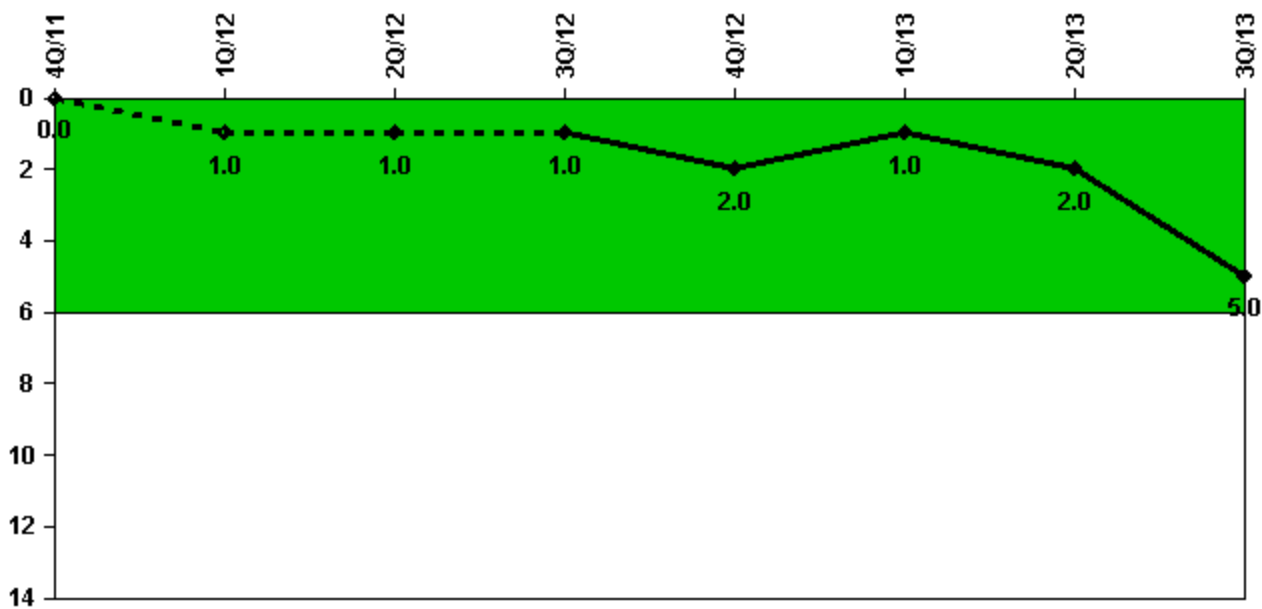
Thresholds: White > 1.0

#### Notes

Unplanned Scrams with Complications	4Q/11	1Q/12	2Q/12	3Q/12	4Q/12	1Q/13	2Q/13	3Q/13
Scrams with complications	0	0	0	0	0	1.0	0	1.0
<b>Indicator value</b>	<b>0.0</b>	<b>0.0</b>	<b>0.0</b>	<b>0.0</b>	<b>0.0</b>	<b>1.0</b>	<b>1.0</b>	<b>2.0</b>

Licensee Comments: none

### Safety System Functional Failures (BWR)



Thresholds: White > 6.0

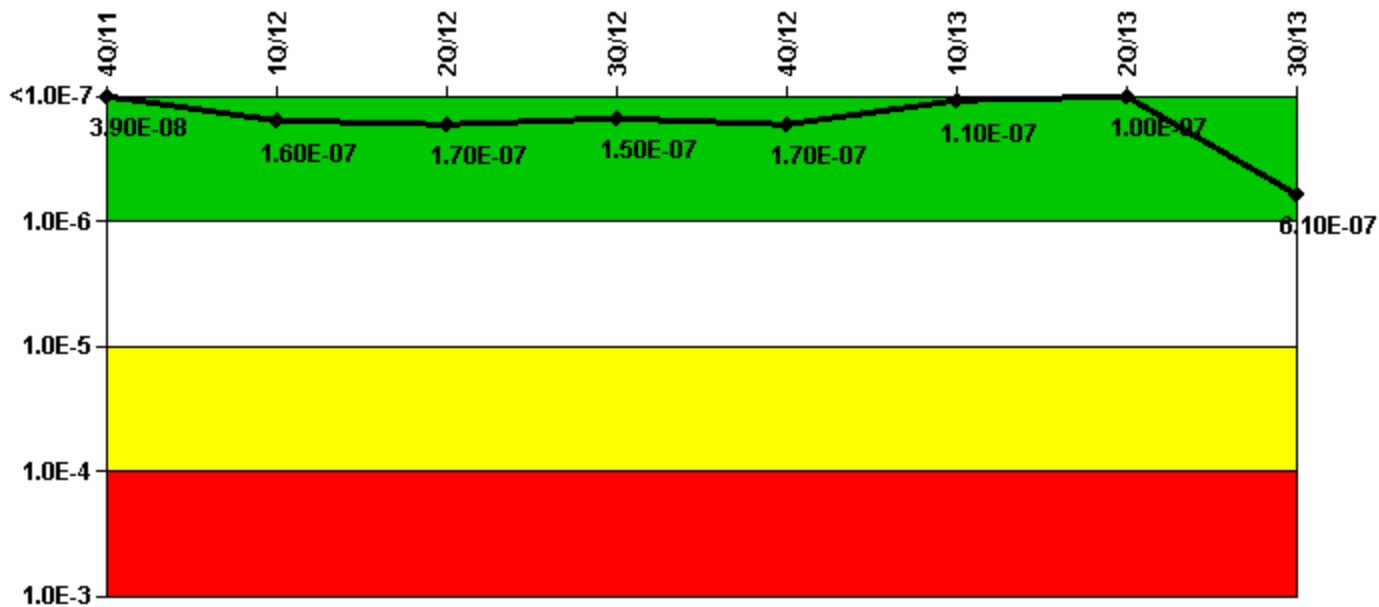
#### Notes

Safety System Functional Failures (BWR)	4Q/11	1Q/12	2Q/12	3Q/12	4Q/12	1Q/13	2Q/13	3Q/13
Safety System Functional Failures	0	1	0	0	1	0	1	3
<b>Indicator value</b>	<b>0</b>	<b>1</b>	<b>1</b>	<b>1</b>	<b>2</b>	<b>1</b>	<b>2</b>	<b>5</b>

Licensee Comments:

4Q/12: LER 2012-003-00

### Mitigating Systems Performance Index, Emergency AC Power System



Thresholds: White > 1.00E-6 Yellow > 1.00E-5 Red > 1.00E-4

#### Notes

Mitigating Systems Performance Index, Emergency AC Power System	4Q/11	1Q/12	2Q/12	3Q/12	4Q/12	1Q/13	2Q/13	3Q/13
UAI ( $\Delta$ CDF)	1.51E-08	3.14E-08	3.05E-08	1.72E-08	2.25E-08	2.53E-08	2.10E-08	2.18E-08
URI ( $\Delta$ CDF)	2.35E-08	1.28E-07	1.42E-07	1.36E-07	1.43E-07	8.92E-08	8.32E-08	5.89E-07
PLE	NO	NO	NO	NO	NO	NO	NO	NO
Indicator value	3.90E-08	1.60E-07	1.70E-07	1.50E-07	1.70E-07	1.10E-07	1.00E-07	6.10E-07

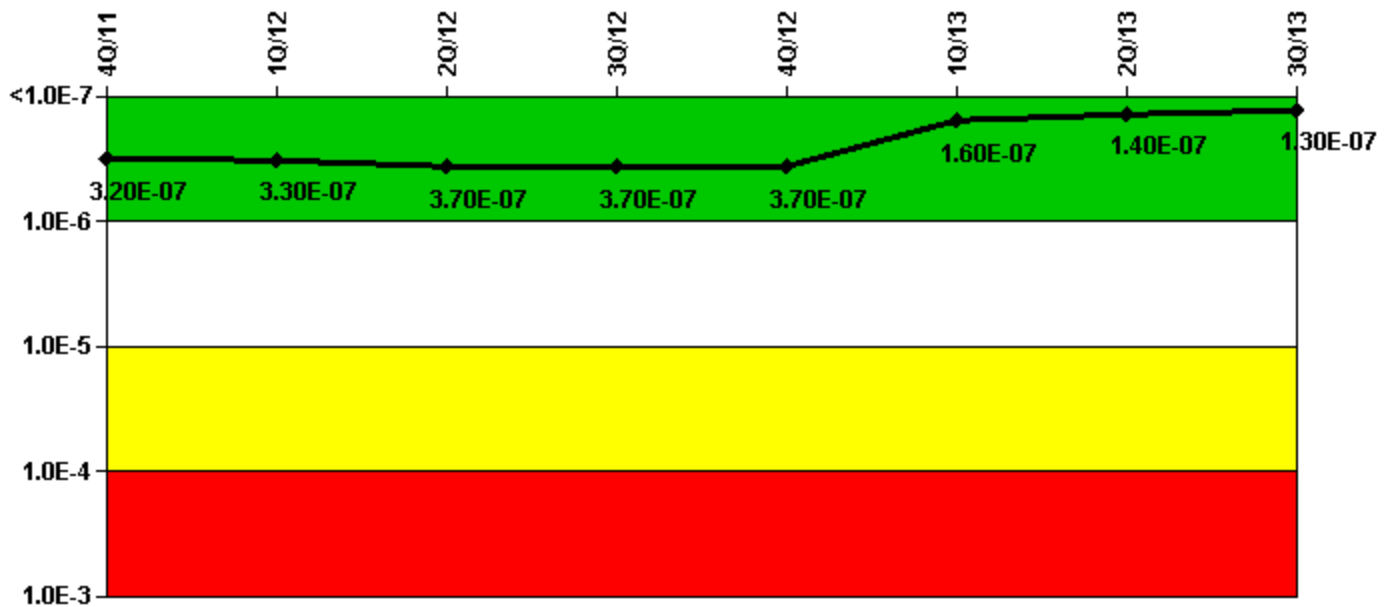
Licensee Comments:

3Q/13: Risk Cap Invoked.

2Q/12: Changed PRA Parameter(s).

1Q/12: Changed PRA Parameter(s).

### Mitigating Systems Performance Index, High Pressure Injection System



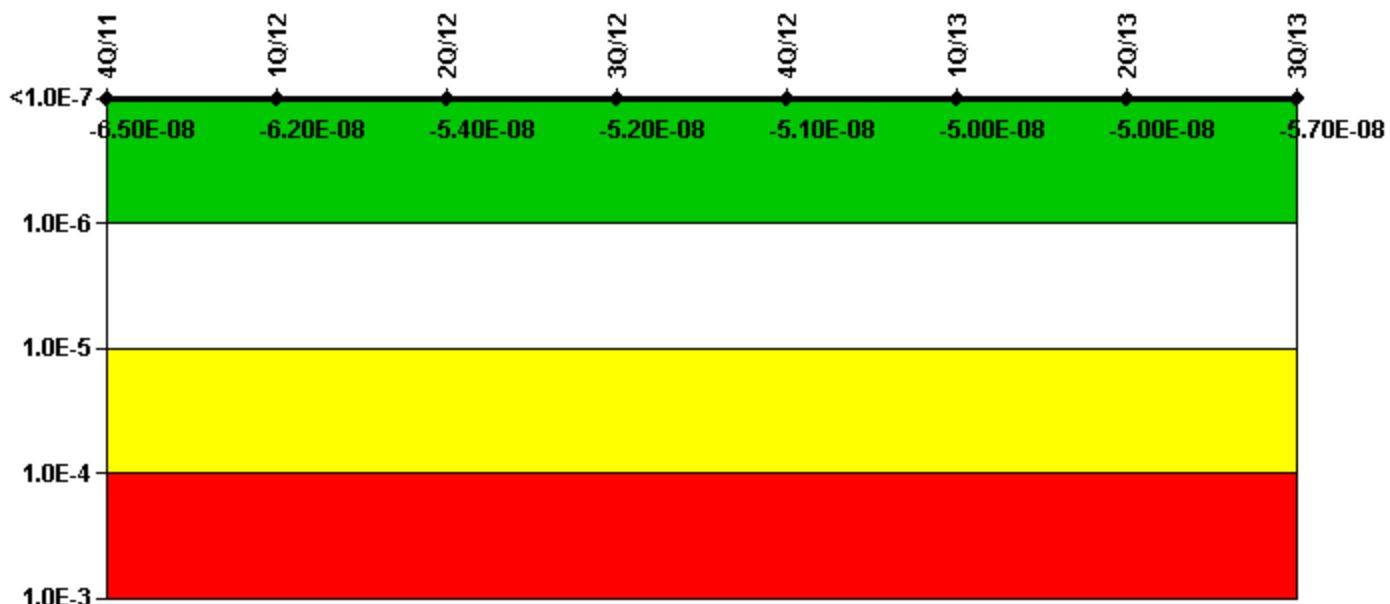
Thresholds: White > 1.00E-6 Yellow > 1.00E-5 Red > 1.00E-4

#### Notes

Mitigating Systems Performance Index, High Pressure Injection System	4Q/11	1Q/12	2Q/12	3Q/12	4Q/12	1Q/13	2Q/13	3Q/13
UAI (ΔCDF)	9.47E-10	3.85E-10	3.35E-08	3.47E-08	3.92E-08	3.63E-08	3.97E-08	4.31E-08
URI (ΔCDF)	3.18E-07	3.34E-07	3.35E-07	3.35E-07	3.35E-07	1.27E-07	1.01E-07	8.22E-08
PLE	NO	NO	NO	NO	NO	NO	NO	NO
Indicator value	3.20E-07	3.30E-07	3.70E-07	3.70E-07	3.70E-07	1.60E-07	1.40E-07	1.30E-07

Licensee Comments: none

### Mitigating Systems Performance Index, Heat Removal System




Thresholds: White > 1.00E-6 Yellow > 1.00E-5 Red > 1.00E-4

#### Notes

Mitigating Systems Performance Index, Heat Removal System	4Q/11	1Q/12	2Q/12	3Q/12	4Q/12	1Q/13	2Q/13	3Q/13
UAI ( $\Delta$ CDF)	-1.58E-08	-1.57E-08	-8.67E-09	-7.07E-09	-4.42E-09	-3.68E-09	-1.03E-09	-2.51E-10
URI ( $\Delta$ CDF)	-4.89E-08	-4.65E-08	-4.50E-08	-4.50E-08	-4.61E-08	-4.62E-08	-4.85E-08	-5.68E-08
PLE	NO	NO	NO	NO	NO	NO	NO	NO
Indicator value	-6.50E-08	-6.20E-08	-5.40E-08	-5.20E-08	-5.10E-08	-5.00E-08	-5.00E-08	-5.70E-08

Licensee Comments: none

### Mitigating Systems Performance Index, Residual Heat Removal System



Thresholds: White > 1.00E-6 Yellow > 1.00E-5 Red > 1.00E-4

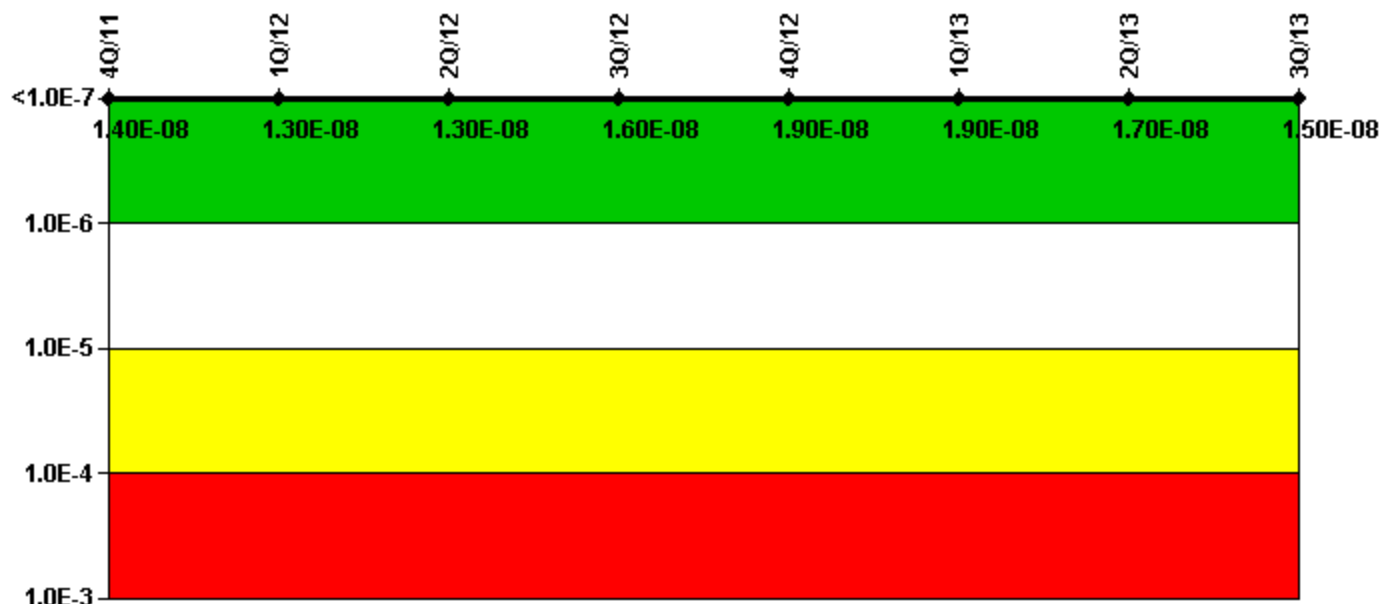
#### Notes

Mitigating Systems Performance Index, Residual Heat Removal System	4Q/11	1Q/12	2Q/12	3Q/12	4Q/12	1Q/13	2Q/13	3Q/13
UAI ( $\Delta$ CDF)	-2.68E-08	-2.68E-08	-2.68E-08	-2.68E-08	-2.68E-08	-2.68E-08	-2.66E-08	-2.68E-08
URI ( $\Delta$ CDF)	-4.75E-08	-4.76E-08	-4.57E-08	-4.51E-08	-4.50E-08	-4.73E-08	-4.94E-08	-5.06E-08
PLE	NO	NO	NO	NO	NO	NO	NO	NO
Indicator value	-7.40E-08	-7.40E-08	-7.30E-08	-7.20E-08	-7.20E-08	-7.40E-08	-7.60E-08	-7.70E-08

Licensee Comments: none



### Mitigating Systems Performance Index, Cooling Water Systems



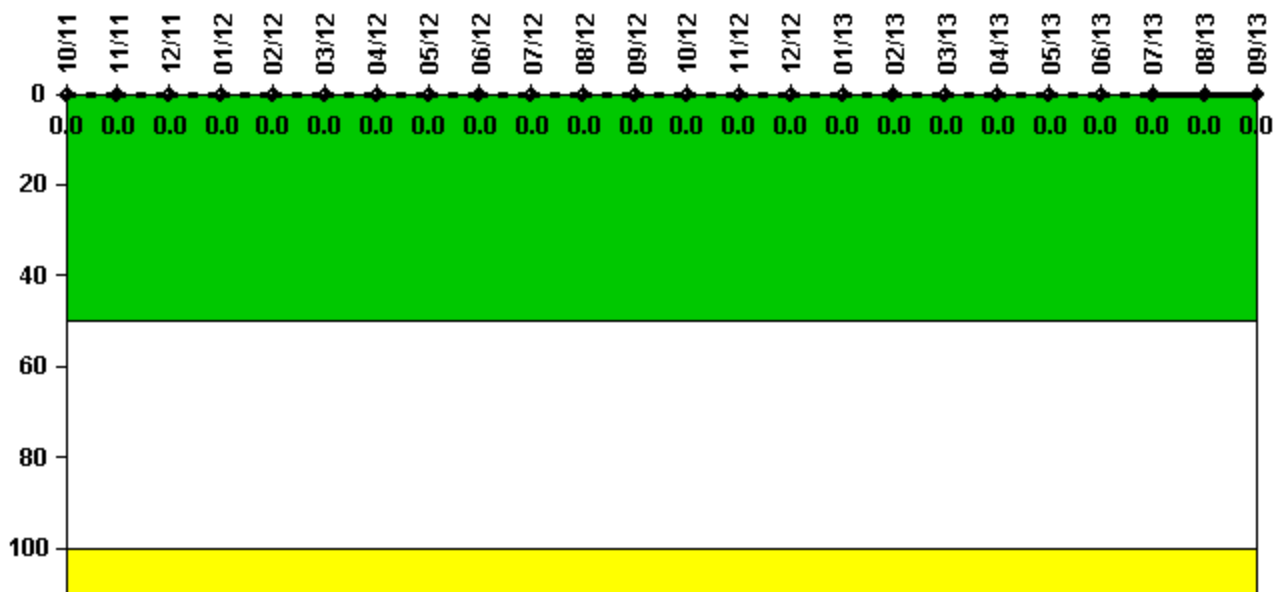
Thresholds: White > 1.00E-6 Yellow > 1.00E-5 Red > 1.00E-4

#### Notes

Mitigating Systems Performance Index, Cooling Water Systems	4Q/11	1Q/12	2Q/12	3Q/12	4Q/12	1Q/13	2Q/13	3Q/13
UAI ( $\Delta$ CDF)	1.36E-08	1.33E-08	1.28E-08	1.58E-08	1.73E-08	1.69E-08	1.65E-08	1.52E-08
URI ( $\Delta$ CDF)	2.74E-10	1.97E-10	1.02E-10	1.35E-10	2.03E-09	2.06E-09	2.50E-10	2.32E-10
PLE	NO	NO	NO	NO	NO	NO	NO	NO
Indicator value	1.40E-08	1.30E-08	1.30E-08	1.60E-08	1.90E-08	1.90E-08	1.70E-08	1.50E-08

Licensee Comments: none

### Reactor Coolant System Activity



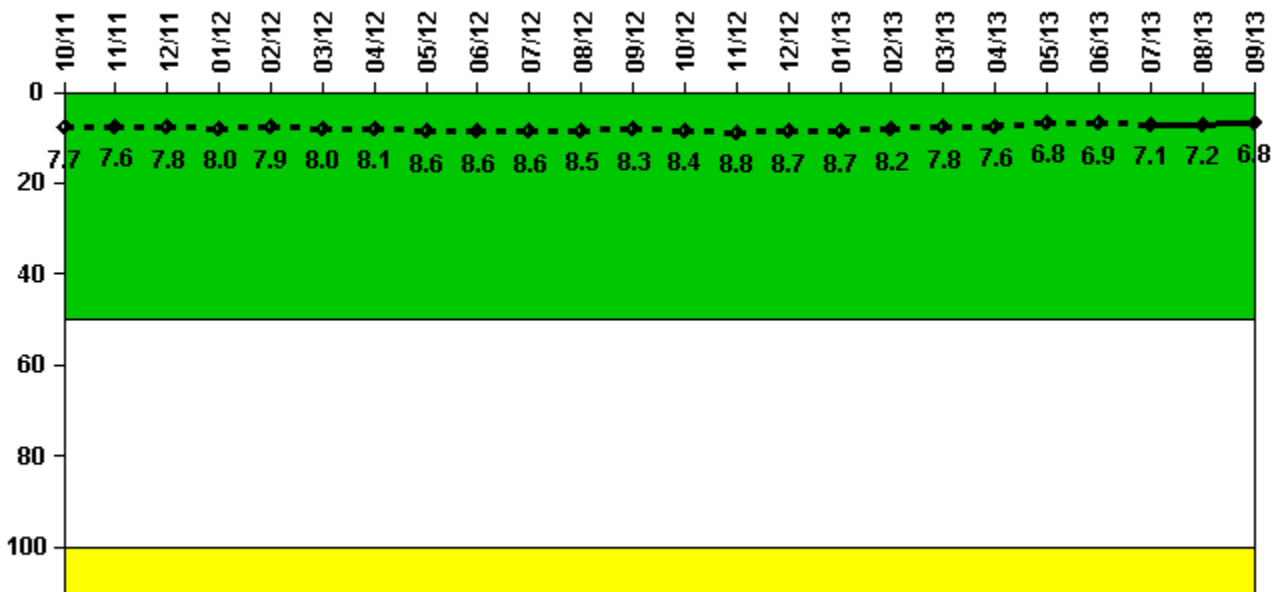
Thresholds: White > 50.0 Yellow > 100.0

#### Notes

Reactor Coolant System Activity	10/11	11/11	12/11	1/12	2/12	3/12	4/12	5/12	6/12	7/12	8/12	9/12
Maximum activity	0.000275	0.001730	0.002550	0.000559	0.000341	0.000250	0.000342	0.000575	0.000291	0.000174	0.000207	0.000383
Technical specification limit	20.0	20.0	20.0	20.0	20.0	20.0	20.0	20.0	20.0	20.0	20.0	20.0
Indicator value	0	0	0	0	0	0	0	0	0	0	0	0
Reactor Coolant System Activity	10/12	11/12	12/12	1/13	2/13	3/13	4/13	5/13	6/13	7/13	8/13	9/13
Maximum activity	0.000139	0.000242	0.000268	0.002610	0.000435	0.000300	0.000568	0.000209	0.000105	0.000078	0.000209	0.001000
Technical specification limit	20.0	20.0	20.0	20.0	20.0	20.0	20.0	20.0	20.0	20.0	20.0	20.0
Indicator value	0	0	0	0	0	0	0	0	0	0	0	0

Licensee Comments: none

### Reactor Coolant System Leakage



Thresholds: White > 50.0 Yellow > 100.0

#### Notes

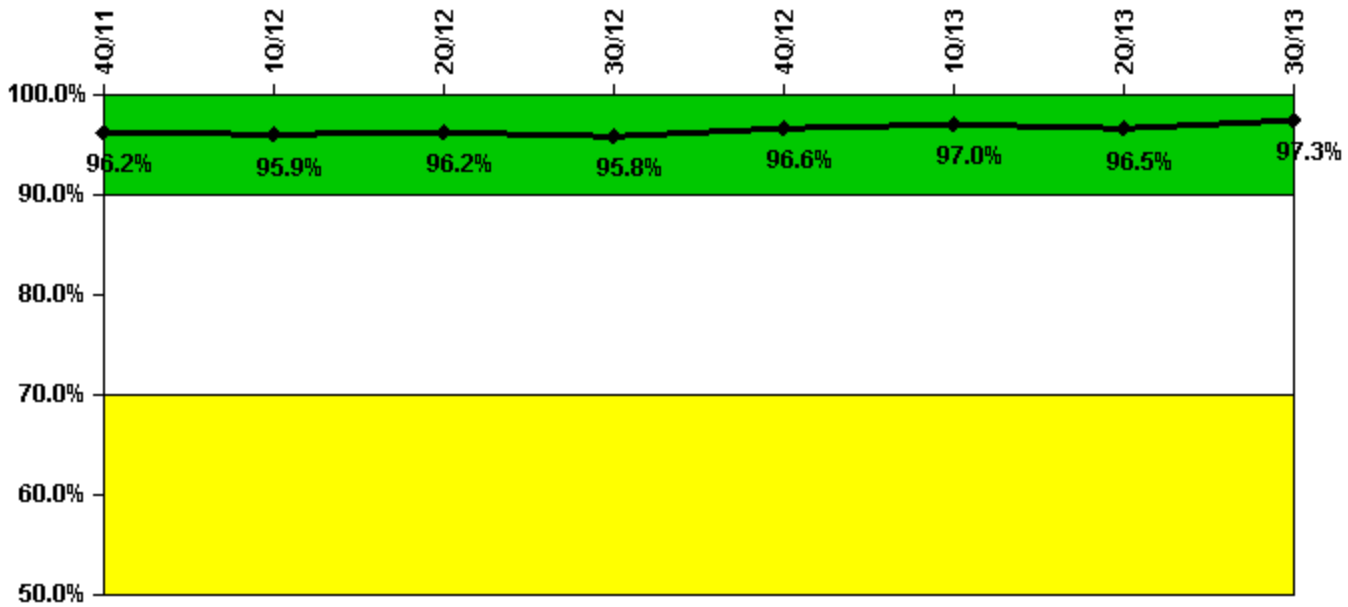
Reactor Coolant System Leakage	10/11	11/11	12/11	1/12	2/12	3/12	4/12	5/12	6/12	7/12	8/12	9/12
Maximum leakage	1.930	1.900	1.960	2.000	1.980	2.010	2.020	2.150	2.160	2.140	2.120	2.080
Technical specification limit	25.0	25.0	25.0	25.0	25.0	25.0	25.0	25.0	25.0	25.0	25.0	25.0
Indicator value	7.7	7.6	7.8	8.0	7.9	8.0	8.1	8.6	8.6	8.6	8.5	8.3

Reactor Coolant System Leakage	10/12	11/12	12/12	1/13	2/13	3/13	4/13	5/13	6/13	7/13	8/13	9/13
Maximum leakage	2.100	2.210	2.180	2.180	2.040	1.950	1.890	1.700	1.730	1.770	1.790	1.710
Technical specification limit	25.0	25.0	25.0	25.0	25.0	25.0	25.0	25.0	25.0	25.0	25.0	25.0
Indicator value	8.4	8.8	8.7	8.7	8.2	7.8	7.6	6.8	6.9	7.1	7.2	6.8

Licensee Comments: none

### Drill/Exercise Performance



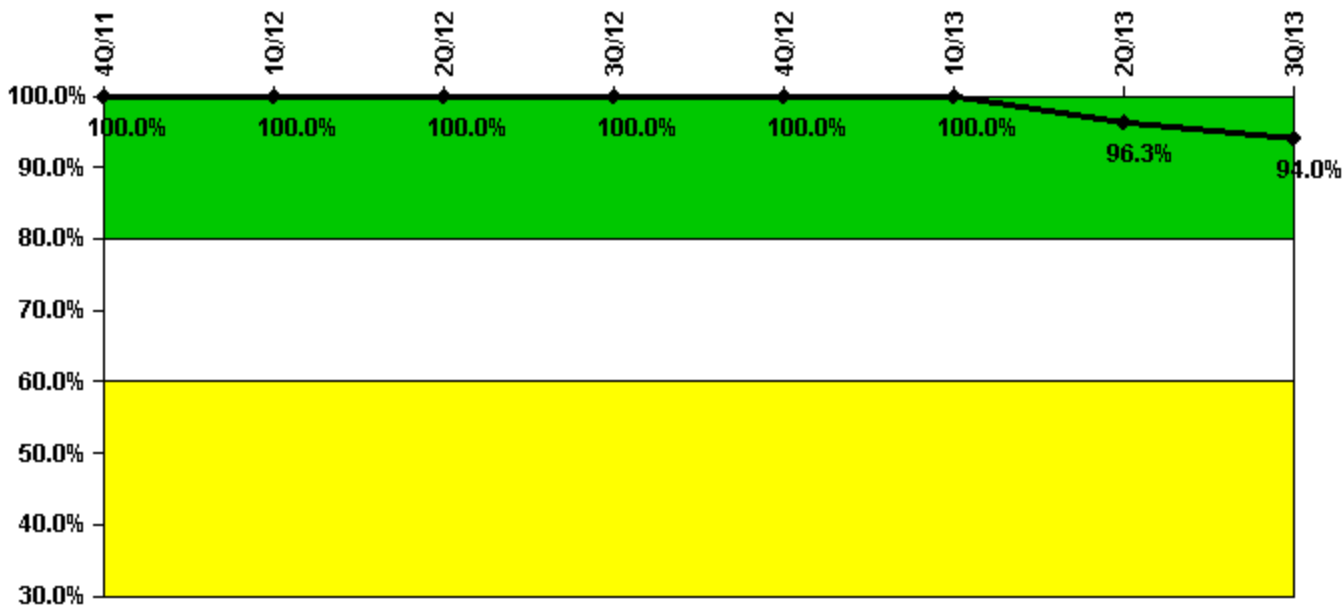
Thresholds: White < 90.0% Yellow < 70.0%

#### Notes

Drill/Exercise Performance	4Q/11	1Q/12	2Q/12	3Q/12	4Q/12	1Q/13	2Q/13	3Q/13
Successful opportunities	67.0	38.0	46.0	49.0	78.0	31.0	15.0	103.0
Total opportunities	68.0	40.0	46.0	52.0	78.0	32.0	17.0	106.0
Indicator value	96.2%	95.9%	96.2%	95.8%	96.6%	97.0%	96.5%	97.3%

Licensee Comments: none

### ERO Drill Participation



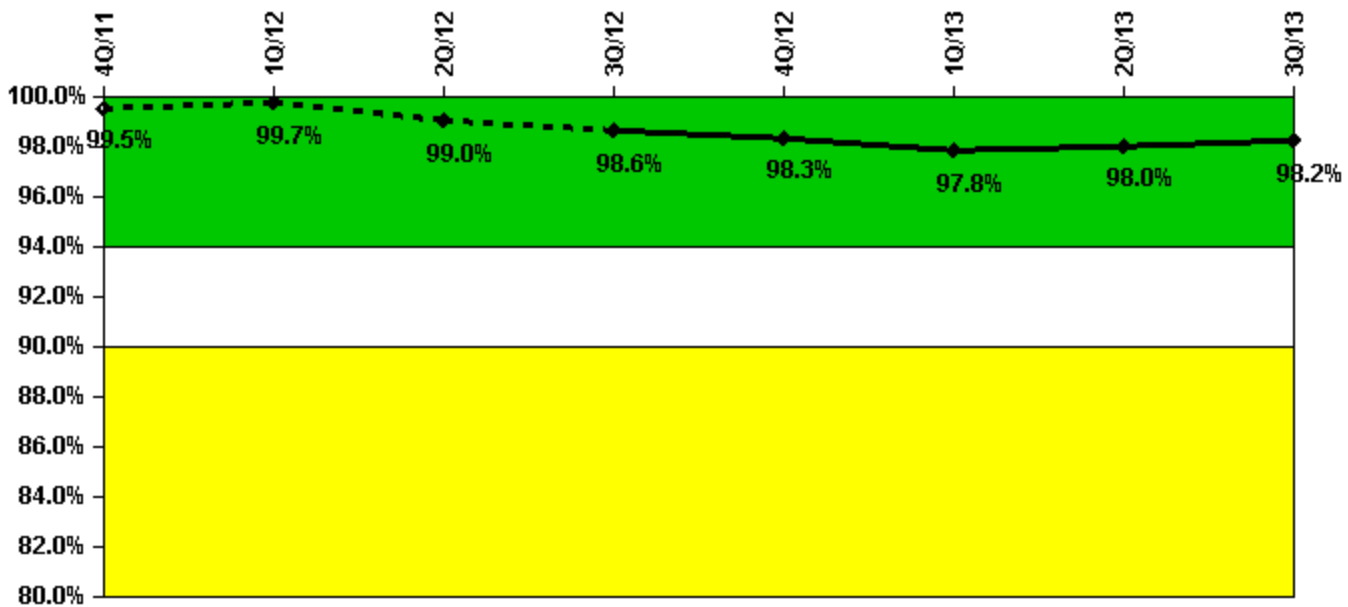
Thresholds: White < 80.0% Yellow < 60.0%

#### Notes

ERO Drill Participation	4Q/11	1Q/12	2Q/12	3Q/12	4Q/12	1Q/13	2Q/13	3Q/13
Participating Key personnel	99.0	95.0	92.0	88.0	88.0	89.0	78.0	79.0
Total Key personnel	99.0	95.0	92.0	88.0	88.0	89.0	81.0	84.0
Indicator value	100.0%	100.0%	100.0%	100.0%	100.0%	100.0%	96.3%	94.0%

Licensee Comments: none

### Alert & Notification System



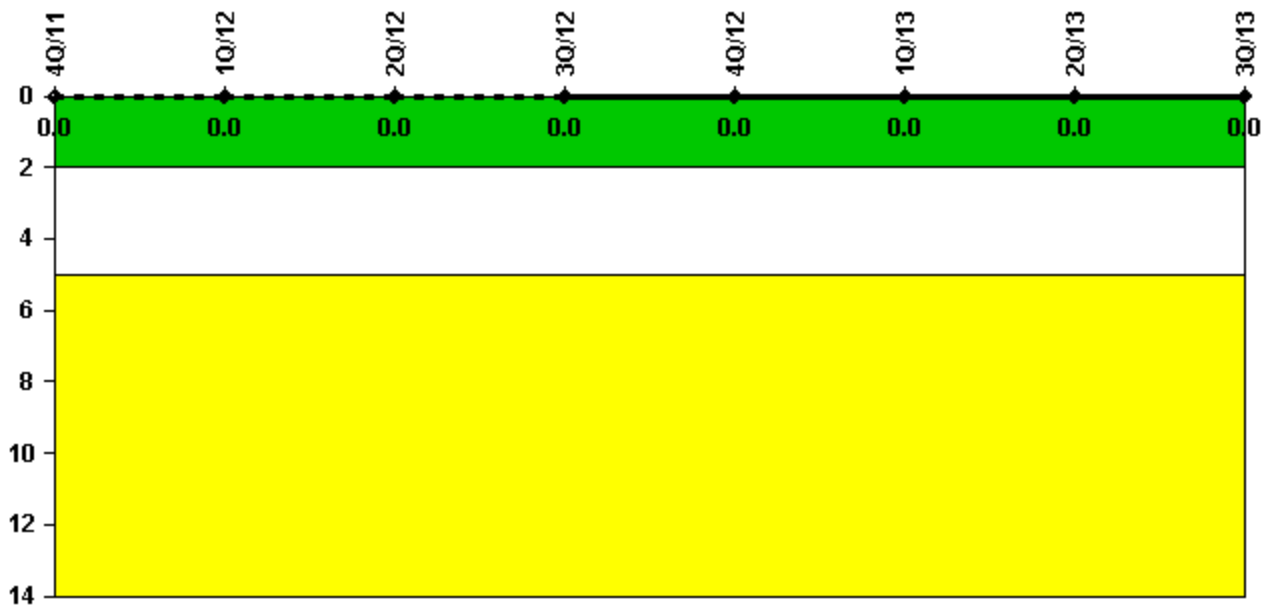
Thresholds: White < 94.0% Yellow < 90.0%

#### Notes

Alert & Notification System	4Q/11	1Q/12	2Q/12	3Q/12	4Q/12	1Q/13	2Q/13	3Q/13
Successful siren-tests	451	337	328	331	446	330	333	334
Total sirens-tests	452	339	337	339	452	339	339	339
Indicator value	99.5%	99.7%	99.0%	98.6%	98.3%	97.8%	98.0%	98.2%

Licensee Comments: none

### Occupational Exposure Control Effectiveness



Thresholds: White > 2.0 Yellow > 5.0

#### Notes

Occupational Exposure Control Effectiveness	4Q/11	1Q/12	2Q/12	3Q/12	4Q/12	1Q/13	2Q/13	3Q/13
High radiation area occurrences	0	0	0	0	0	0	0	0
Very high radiation area occurrences	0	0	0	0	0	0	0	0
Unintended exposure occurrences	0	0	0	0	0	0	0	0
<b>Indicator value</b>	<b>0</b>	<b>0</b>	<b>0</b>	<b>0</b>	<b>0</b>	<b>0</b>	<b>0</b>	<b>0</b>

Licensee Comments: none

### RETS/ODCM Radiological Effluent



Thresholds: White > 1.0 Yellow > 3.0

#### Notes

RETS/ODCM Radiological Effluent	4Q/11	1Q/12	2Q/12	3Q/12	4Q/12	1Q/13	2Q/13	3Q/13
RETS/ODCM occurrences	0	0	0	0	0	0	0	0
<b>Indicator value</b>	<b>0</b>	<b>0</b>	<b>0</b>	<b>0</b>	<b>0</b>	<b>0</b>	<b>0</b>	<b>0</b>

Licensee Comments: none

Although the Security Cornerstone is included in the Reactor Oversight Process assessment program, the Commission has decided that specific information related to findings and performance indicators pertaining to the Security Cornerstone will not be publicly available to ensure that security information is not provided to a possible adversary. Other than the fact that a finding or performance indicator is Green or Greater-Than-Green, security related information will not be displayed on the public web page.



 [Action Matrix Summary](#) | [Inspection Findings Summary](#) | [PI Summary](#) | [Reactor Oversight Process](#)

*Last Modified: October 22, 2013*