

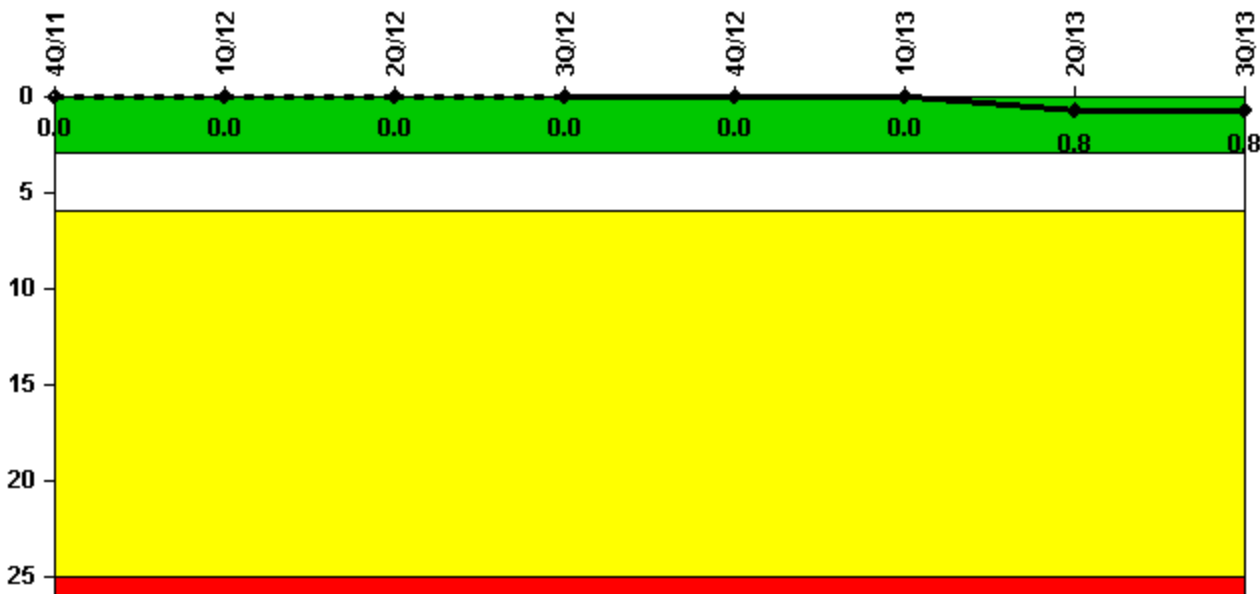
Hope Creek 1

3Q/2013 Performance Indicators

The solid trend line represents the current reporting period.

Licensee's General Comments: none

Unplanned Scrams per 7000 Critical Hrs



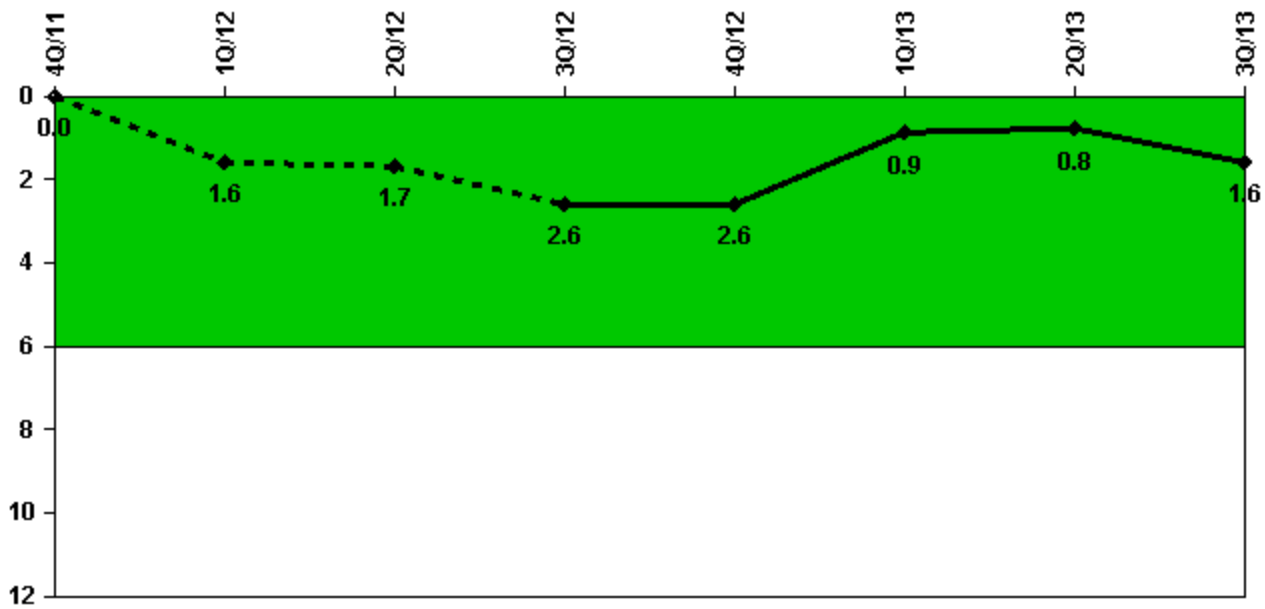
Thresholds: White > 3.0 Yellow > 6.0 Red > 25.0

Notes

Unplanned Scrams per 7000 Critical Hrs	4Q/11	1Q/12	2Q/12	3Q/12	4Q/12	1Q/13	2Q/13	3Q/13
Unplanned scrams	0	0	0	0	0	0	1.0	0
Critical hours	2209.0	2183.0	1600.6	2208.0	2209.0	2159.0	2063.6	2208.0
Indicator value	0	0	0	0	0	0	0.8	0.8

Licensee Comments: none

Unplanned Power Changes per 7000 Critical Hrs



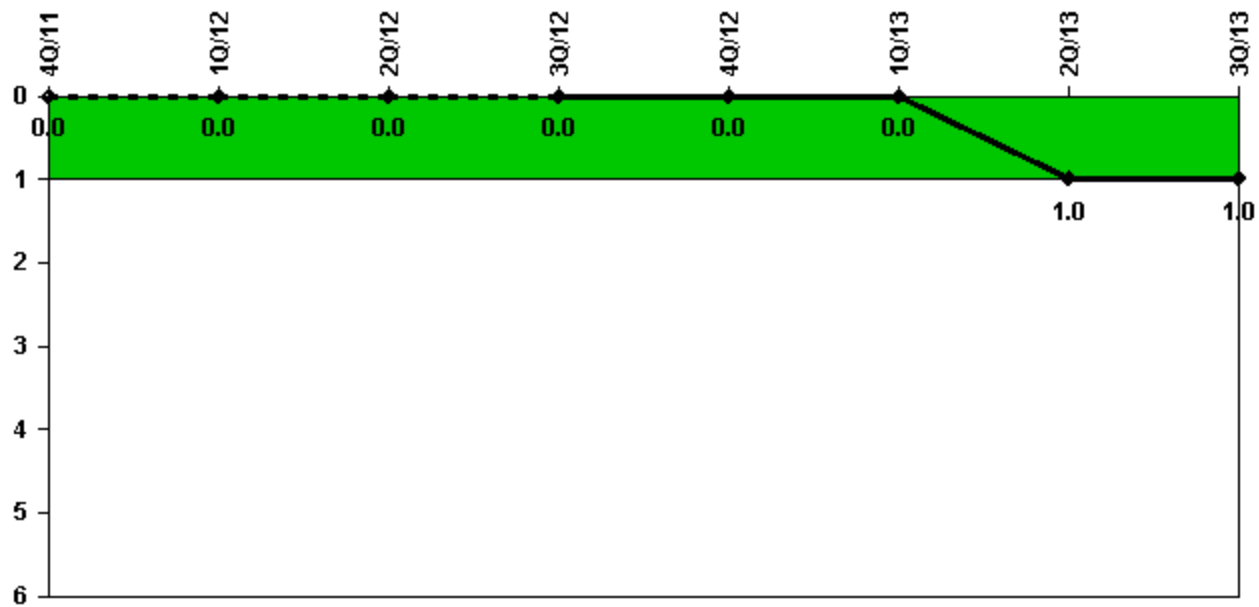
Thresholds: White > 6.0

Notes

Unplanned Power Changes per 7000 Critical Hrs	4Q/11	1Q/12	2Q/12	3Q/12	4Q/12	1Q/13	2Q/13	3Q/13
Unplanned power changes	0	2.0	0	1.0	0	0	0	2.0
Critical hours	2209.0	2183.0	1600.6	2208.0	2209.0	2159.0	2063.6	2208.0
Indicator value	0	1.6	1.7	2.6	2.6	0.9	0.8	1.6

Licensee Comments: none

Unplanned Scrams with Complications



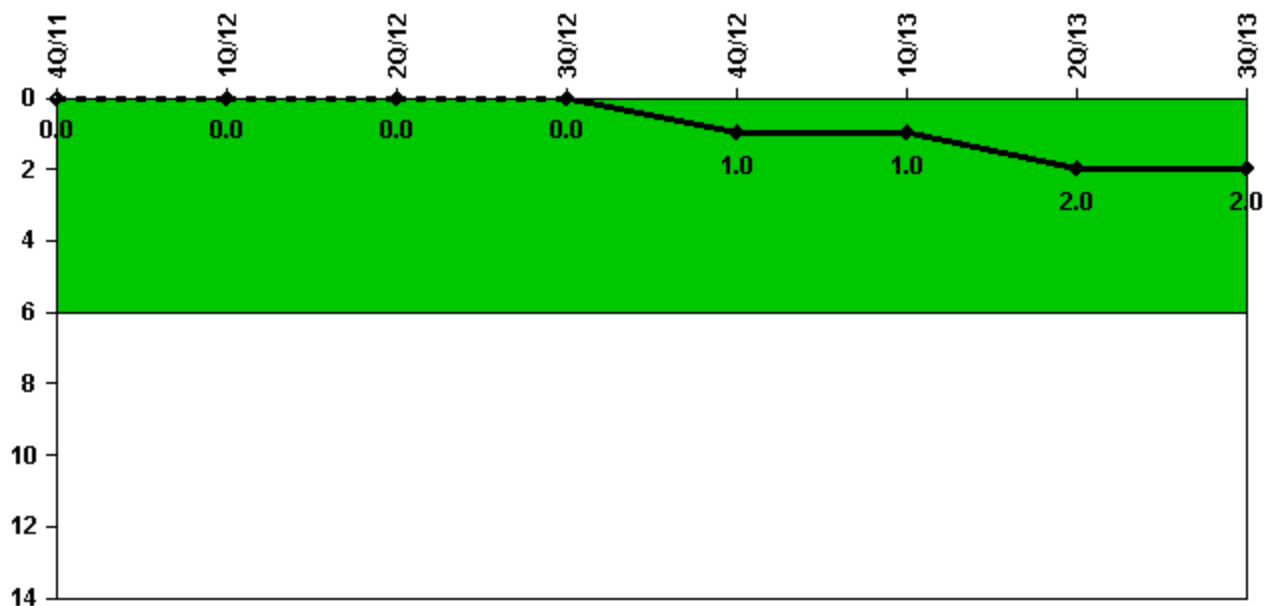
Thresholds: White > 1.0

Notes

Unplanned Scrams with Complications	4Q/11	1Q/12	2Q/12	3Q/12	4Q/12	1Q/13	2Q/13	3Q/13
Scrams with complications	0	0	0	0	0	0	1.0	0
Indicator value	0.0	0.0	0.0	0.0	0.0	0.0	1.0	1.0

Licensee Comments: none

Safety System Functional Failures (BWR)



Thresholds: White > 6.0

Notes

Safety System Functional Failures (BWR)	4Q/11	1Q/12	2Q/12	3Q/12	4Q/12	1Q/13	2Q/13	3Q/13
Safety System Functional Failures	0	0	0	0	1	0	1	0
Indicator value	0	0	0	0	1	1	2	2

Licensee Comments:

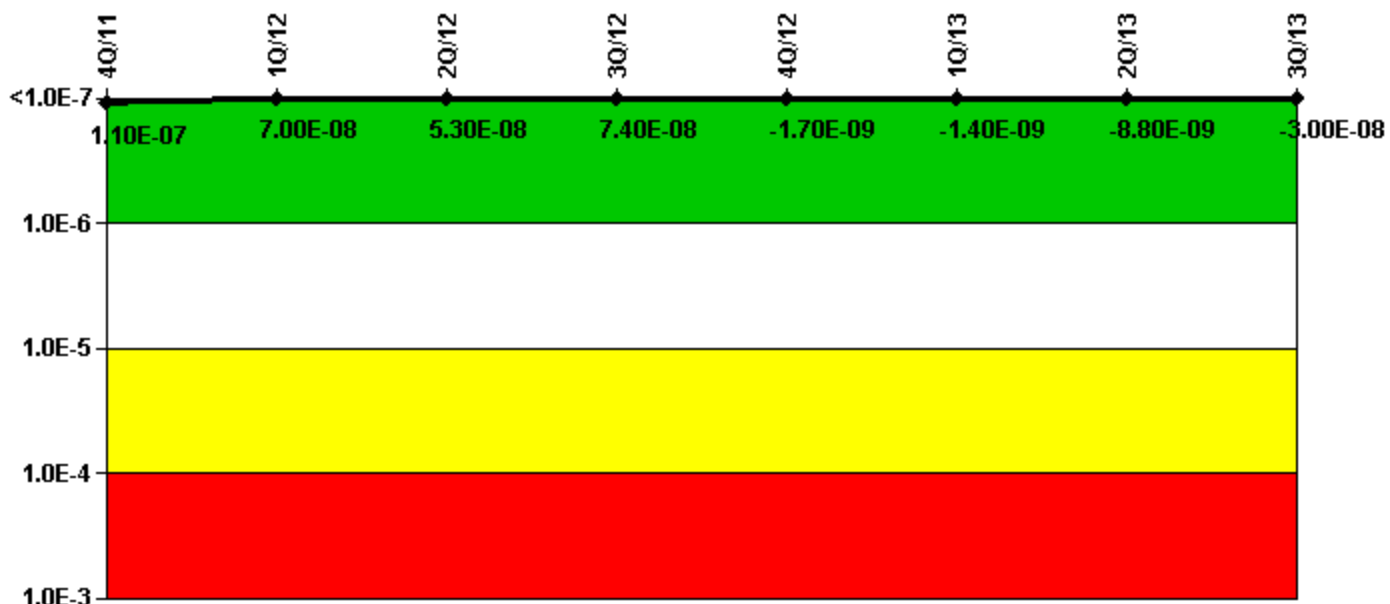
2Q/13: LER 2013-001 submitted June 5, 2013 for HPCI being declared Inoperable

4Q/12: Hope Creek LER 2012-006 was submitted on 10/31/12. The LER reported the inoperability of HPCI due to the failure of the HPCI steam admission valve (F-001). This was a safety system functional failure.

2Q/12: A SSFF reported via LER 354/2012-002 on 5/14/12(suspected failure of HPCI governor valve). Vendor analysis supported operability of the valve and HPCI, therefore LER and SSF retracted on 8/23/12 via PSEG Letter to NRC Document Control Desk LR-N12-024.

2Q/12: LER 354/2012-002 submitted on May 14, 2012

Mitigating Systems Performance Index, Emergency AC Power System



Thresholds: White > 1.00E-6 Yellow > 1.00E-5 Red > 1.00E-4


Notes

Mitigating Systems Performance Index, Emergency AC Power System	4Q/11	1Q/12	2Q/12	3Q/12	4Q/12	1Q/13	2Q/13	3Q/13
UAI (Δ CDF)	9.16E-08	5.34E-08	2.79E-08	4.70E-08	3.54E-08	3.22E-08	1.25E-08	-4.41E-09
URI (Δ CDF)	1.68E-08	1.64E-08	2.48E-08	2.73E-08	-3.71E-08	-3.36E-08	-2.14E-08	-2.61E-08
PLE	NO	NO	NO	NO	NO	NO	NO	NO
Indicator value	1.10E-07	7.00E-08	5.30E-08	7.40E-08	-1.70E-09	-1.40E-09	-8.80E-09	-3.00E-08

Licensee Comments:

1Q/12: Changed PRA Parameter(s).

Mitigating Systems Performance Index, High Pressure Injection System



Thresholds: White > 1.00E-6 Yellow > 1.00E-5 Red > 1.00E-4

Notes

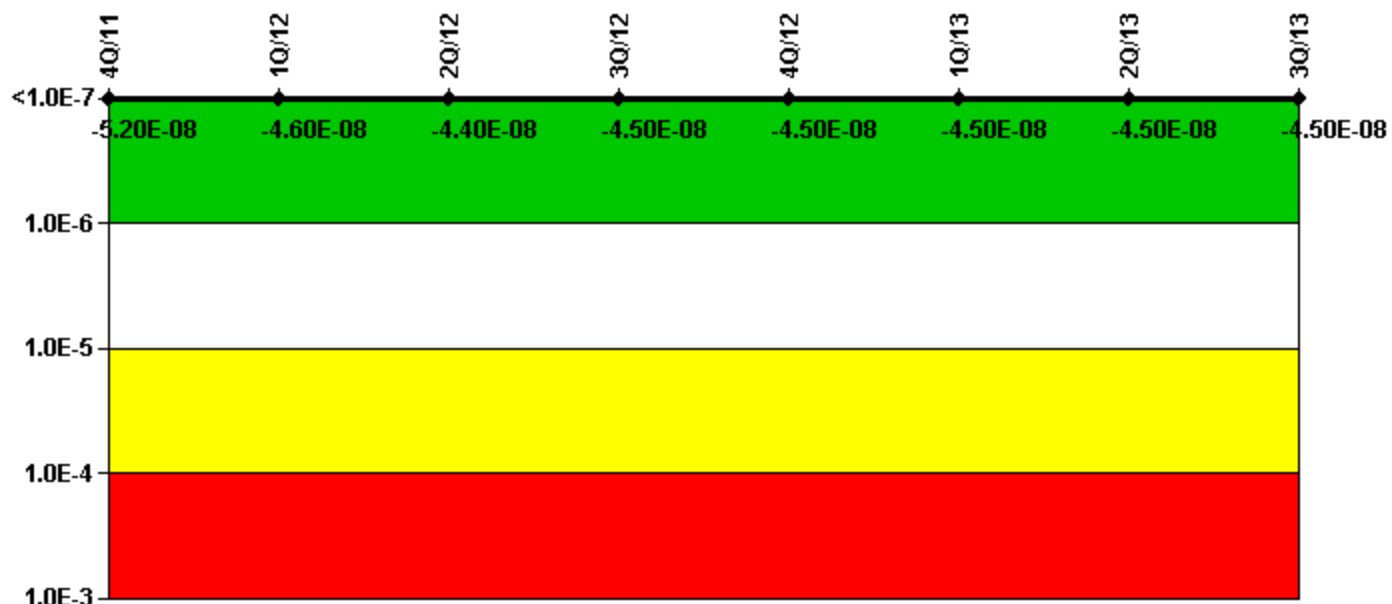
Mitigating Systems Performance Index, High Pressure Injection System	4Q/11	1Q/12	2Q/12	3Q/12	4Q/12	1Q/13	2Q/13	3Q/13
UAI (Δ CDF)	-3.56E-08	-3.36E-08	-3.36E-08	-3.03E-08	-3.03E-08	-3.03E-08	-3.03E-08	-3.03E-08
URI (Δ CDF)	-8.27E-08	-7.94E-08	-8.11E-08	-4.56E-08	-4.74E-08	-4.73E-08	-4.38E-08	-4.57E-08
PLE	NO	NO	NO	NO	NO	NO	NO	NO
Indicator value	-1.20E-07	-1.10E-07	-1.10E-07	-7.60E-08	-7.80E-08	-7.80E-08	-7.40E-08	-7.60E-08

Licensee Comments:

3Q/13: A second quarter 'Failure to Start' is being evaluated. A FAQ is being Submitted

1Q/12: Changed PRA Parameter(s).

Mitigating Systems Performance Index, Heat Removal System



Thresholds: White > 1.00E-6 Yellow > 1.00E-5 Red > 1.00E-4

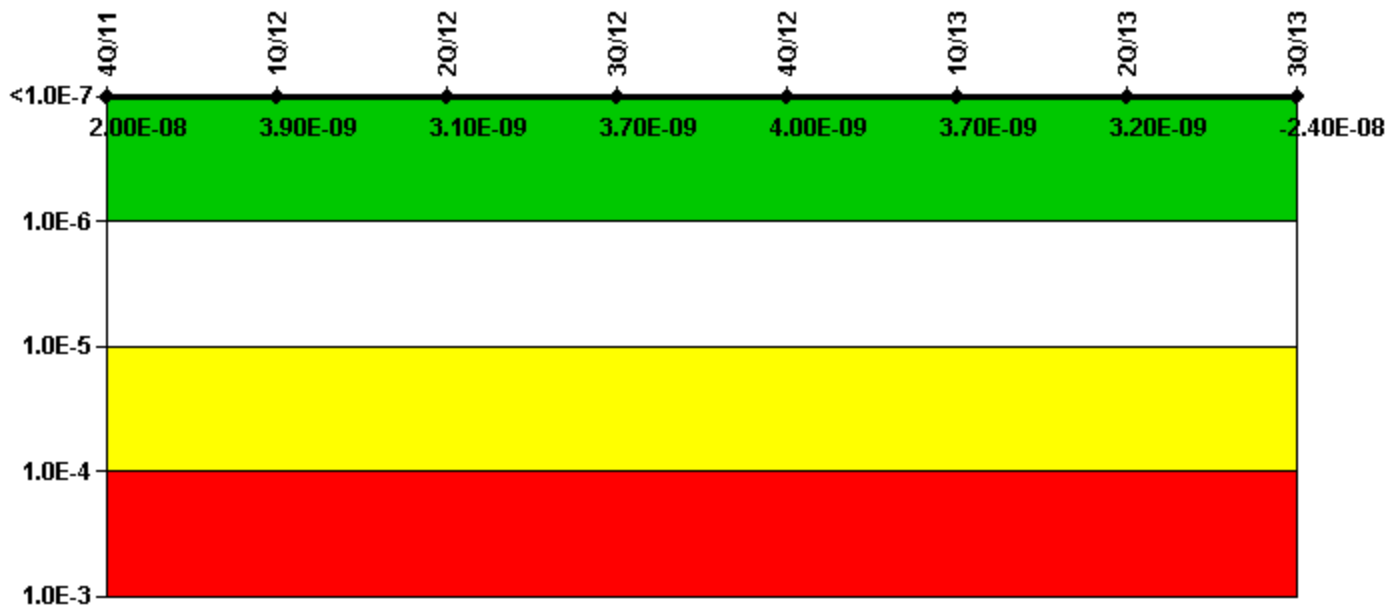
Notes

Mitigating Systems Performance Index, Heat Removal System	4Q/11	1Q/12	2Q/12	3Q/12	4Q/12	1Q/13	2Q/13	3Q/13
UAI (Δ CDF)	-1.29E-08	-1.16E-08	-1.16E-08	-1.16E-08	-1.16E-08	-1.16E-08	-1.16E-08	-1.16E-08
URI (Δ CDF)	-3.87E-08	-3.43E-08	-3.26E-08	-3.35E-08	-3.34E-08	-3.34E-08	-3.32E-08	-3.32E-08
PLE	NO	NO	NO	NO	NO	NO	NO	NO
Indicator value	-5.20E-08	-4.60E-08	-4.40E-08	-4.50E-08	-4.50E-08	-4.50E-08	-4.50E-08	-4.50E-08

Licensee Comments:

1Q/12: Changed PRA Parameter(s).

Mitigating Systems Performance Index, Residual Heat Removal System



Thresholds: White > 1.00E-6 Yellow > 1.00E-5 Red > 1.00E-4

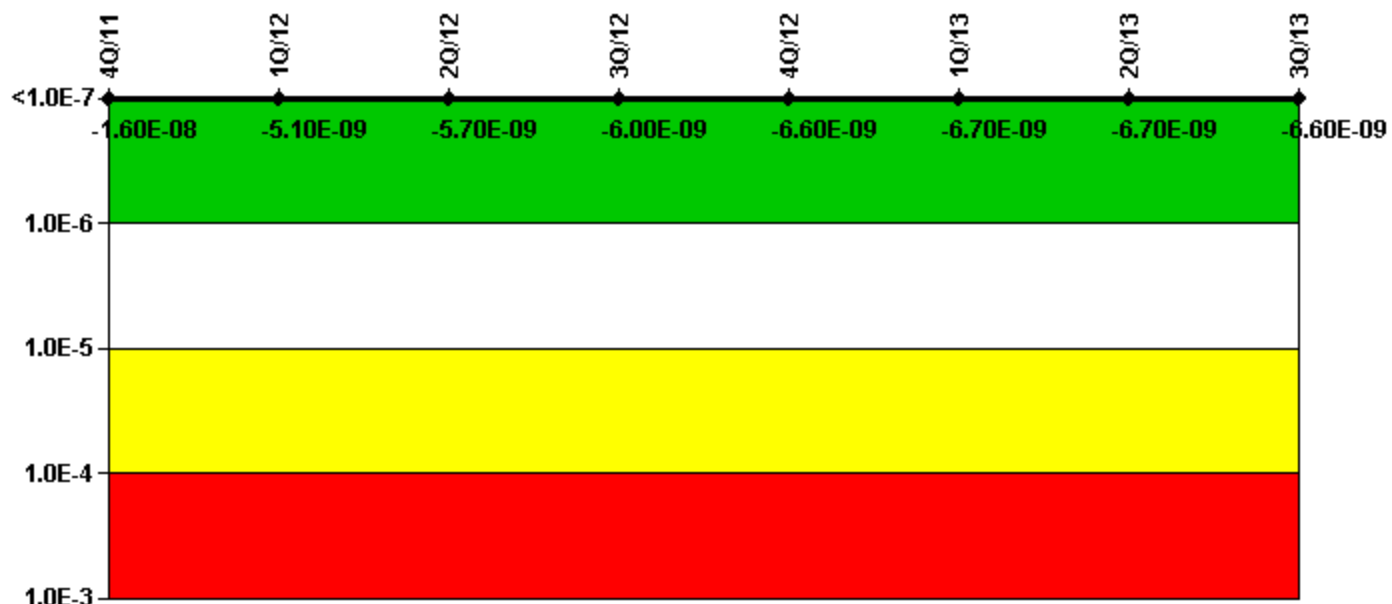
Notes

Mitigating Systems Performance Index, Residual Heat Removal System	4Q/11	1Q/12	2Q/12	3Q/12	4Q/12	1Q/13	2Q/13	3Q/13
UAI (Δ CDF)	-1.01E-08	-3.26E-09	-3.26E-09	-3.26E-09	-3.26E-09	-3.26E-09	-3.26E-09	-3.45E-09
URI (Δ CDF)	3.02E-08	7.20E-09	6.31E-09	6.96E-09	7.26E-09	6.94E-09	6.47E-09	-2.06E-08
PLE	NO	NO	NO	NO	NO	NO	NO	NO
Indicator value	2.00E-08	3.90E-09	3.10E-09	3.70E-09	4.00E-09	3.70E-09	3.20E-09	-2.40E-08

Licensee Comments:

1Q/12: Changed PRA Parameter(s).

Mitigating Systems Performance Index, Cooling Water Systems



Thresholds: White > 1.00E-6 Yellow > 1.00E-5 Red > 1.00E-4

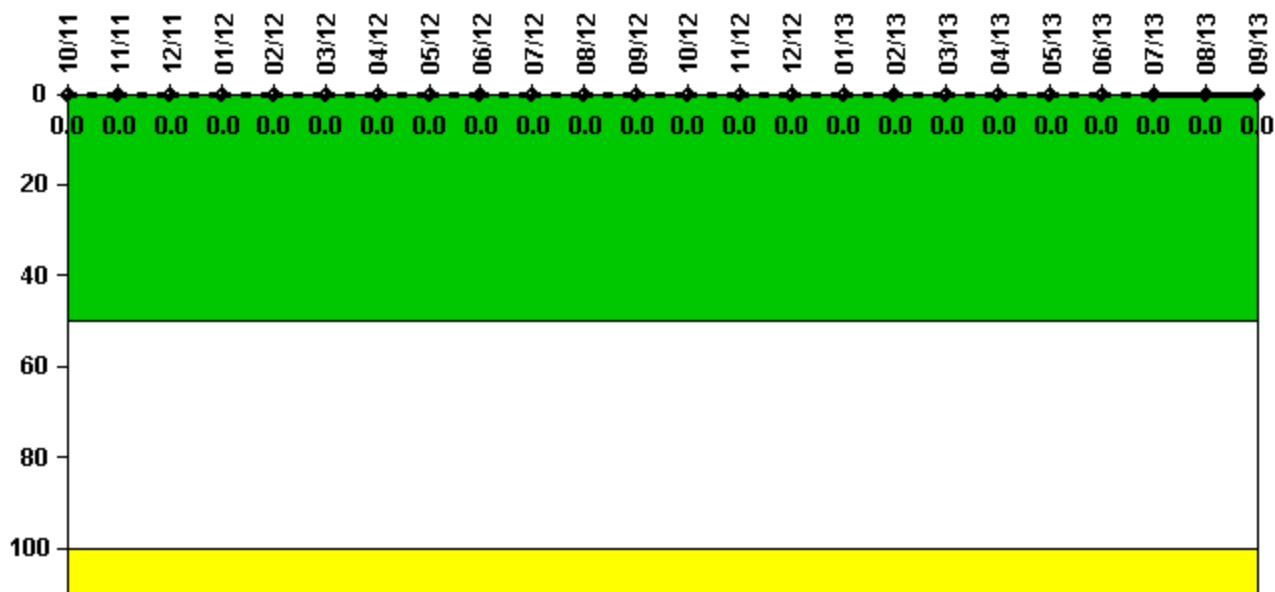
Notes

Mitigating Systems Performance Index, Cooling Water Systems	4Q/11	1Q/12	2Q/12	3Q/12	4Q/12	1Q/13	2Q/13	3Q/13
UAI (Δ CDF)	-4.88E-09	-2.18E-09	-2.76E-09	-3.09E-09	-3.66E-09	-3.81E-09	-3.82E-09	-3.73E-09
URI (Δ CDF)	-1.14E-08	-2.93E-09	-2.92E-09	-2.90E-09	-2.90E-09	-2.89E-09	-2.88E-09	-2.91E-09
PLE	NO	NO	NO	NO	NO	NO	NO	NO
Indicator value	-1.60E-08	-5.10E-09	-5.70E-09	-6.00E-09	-6.60E-09	-6.70E-09	-6.70E-09	-6.60E-09

Licensee Comments:

1Q/12: Changed PRA Parameter(s).

Reactor Coolant System Activity



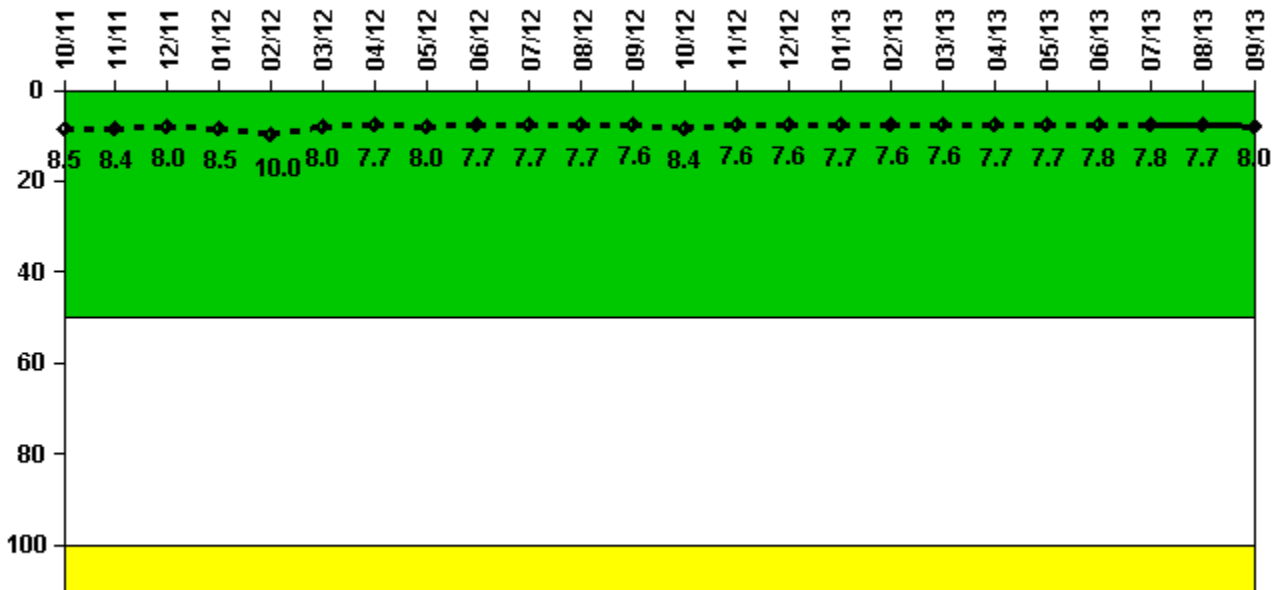
Thresholds: White > 50.0 Yellow > 100.0

Notes

Reactor Coolant System Activity	10/11	11/11	12/11	1/12	2/12	3/12	4/12	5/12	6/12	7/12	8/12	9/12
Maximum activity	0.000043	0.000044	0.000043	0.000048	0.000039	0.000041	0.000042	0.000040	0.000037	0.000039	0.000039	0.000041
Technical specification limit	0.2	0.2	0.2	0.2	0.2	0.2	0.2	0.2	0.2	0.2	0.2	0.2
Indicator value	0	0	0	0	0	0	0	0	0	0	0	0
Reactor Coolant System Activity	10/12	11/12	12/12	1/13	2/13	3/13	4/13	5/13	6/13	7/13	8/13	9/13
Maximum activity	0.000040	0.000037	0.000059	0.000063	0.000042	0.000038	0.000039	0.000039	0.000041	0.000034	0.000031	0.000039
Technical specification limit	0.2	0.2	0.2	0.2	0.2	0.2	0.2	0.2	0.2	0.2	0.2	0.2
Indicator value	0	0	0	0	0	0	0	0	0	0	0	0

Licensee Comments: none

Reactor Coolant System Leakage



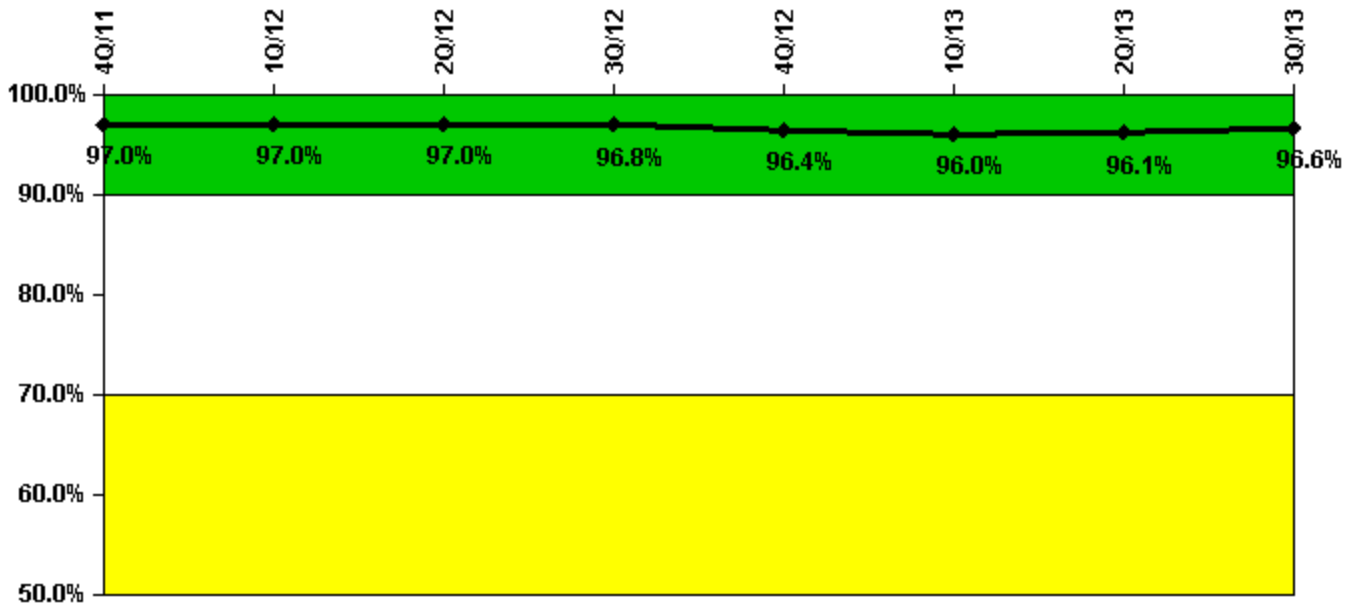
Thresholds: White > 50.0 Yellow > 100.0

Notes

Reactor Coolant System Leakage	10/11	11/11	12/11	1/12	2/12	3/12	4/12	5/12	6/12	7/12	8/12	9/12
Maximum leakage	2.120	2.102	2.000	2.120	2.500	1.990	1.920	2.000	1.920	1.920	1.930	1.900
Technical specification limit	25.0	25.0	25.0	25.0	25.0	25.0	25.0	25.0	25.0	25.0	25.0	25.0
Indicator value	8.5	8.4	8.0	8.5	10.0	8.0	7.7	8.0	7.7	7.7	7.7	7.6
Reactor Coolant System Leakage	10/12	11/12	12/12	1/13	2/13	3/13	4/13	5/13	6/13	7/13	8/13	9/13
Maximum leakage	2.100	1.910	1.910	1.920	1.910	1.900	1.920	1.930	1.940	1.960	1.920	1.990
Technical specification limit	25.0	25.0	25.0	25.0	25.0	25.0	25.0	25.0	25.0	25.0	25.0	25.0
Indicator value	8.4	7.6	7.6	7.7	7.6	7.6	7.7	7.7	7.8	7.8	7.7	8.0

Licensee Comments: none

Drill/Exercise Performance



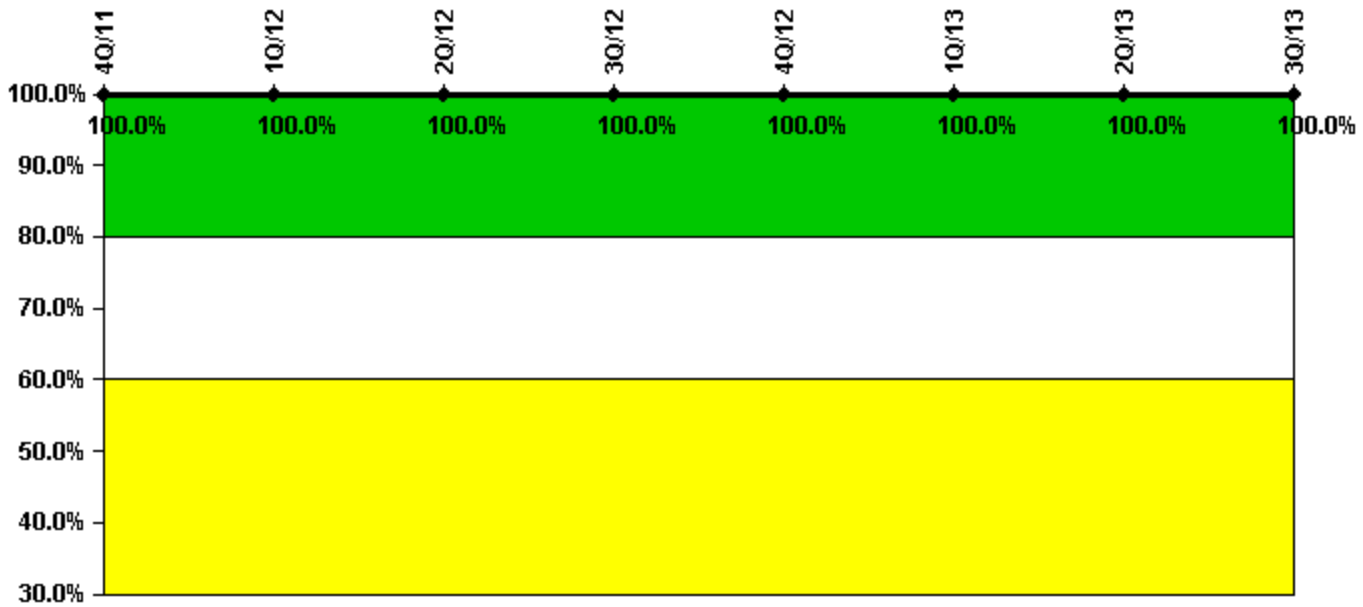
Thresholds: White < 90.0% Yellow < 70.0%

Notes

Drill/Exercise Performance	4Q/11	1Q/12	2Q/12	3Q/12	4Q/12	1Q/13	2Q/13	3Q/13
Successful opportunities	72.0	30.0	22.0	54.0	31.0	31.0	19.0	52.0
Total opportunities	75.0	31.0	22.0	55.0	33.0	33.0	19.0	54.0
Indicator value	97.0%	97.0%	97.0%	96.8%	96.4%	96.0%	96.1%	96.6%

Licensee Comments: none

ERO Drill Participation



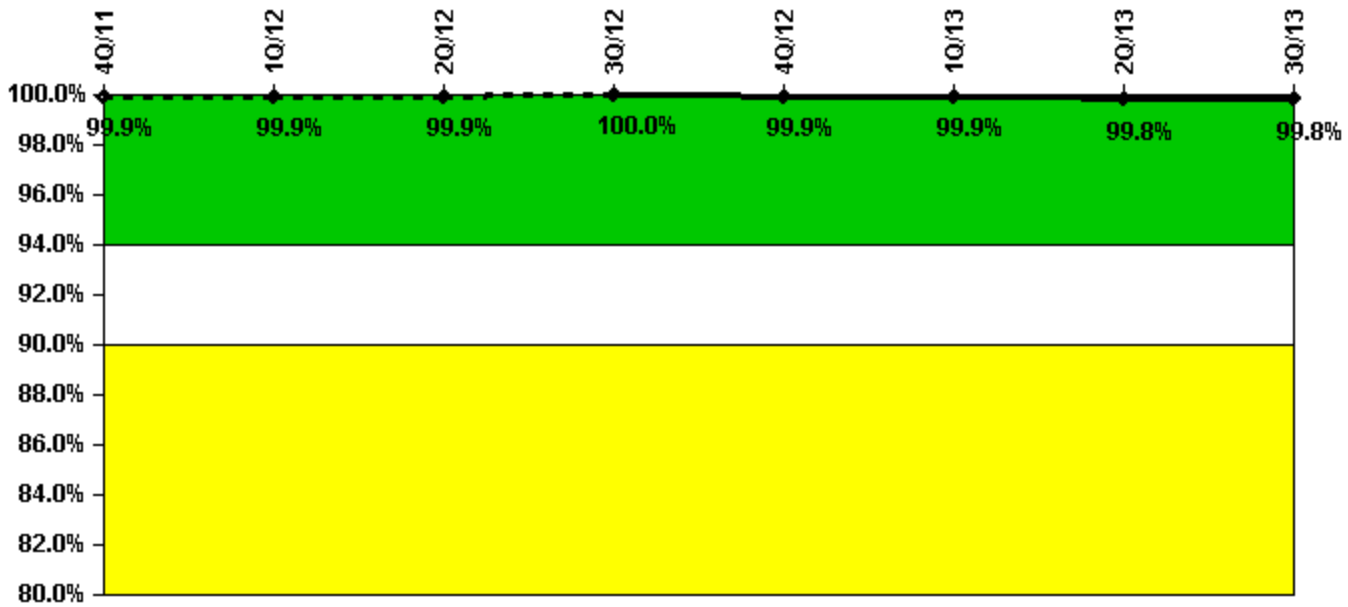
Thresholds: White < 80.0% Yellow < 60.0%

Notes

ERO Drill Participation	4Q/11	1Q/12	2Q/12	3Q/12	4Q/12	1Q/13	2Q/13	3Q/13
Participating Key personnel	136.0	136.0	126.0	121.0	123.0	122.0	118.0	119.0
Total Key personnel	136.0	136.0	126.0	121.0	123.0	122.0	118.0	119.0
Indicator value	100.0%	100.0%	100.0%	100.0%	100.0%	100.0%	100.0%	100.0%

Licensee Comments: none

Alert & Notification System



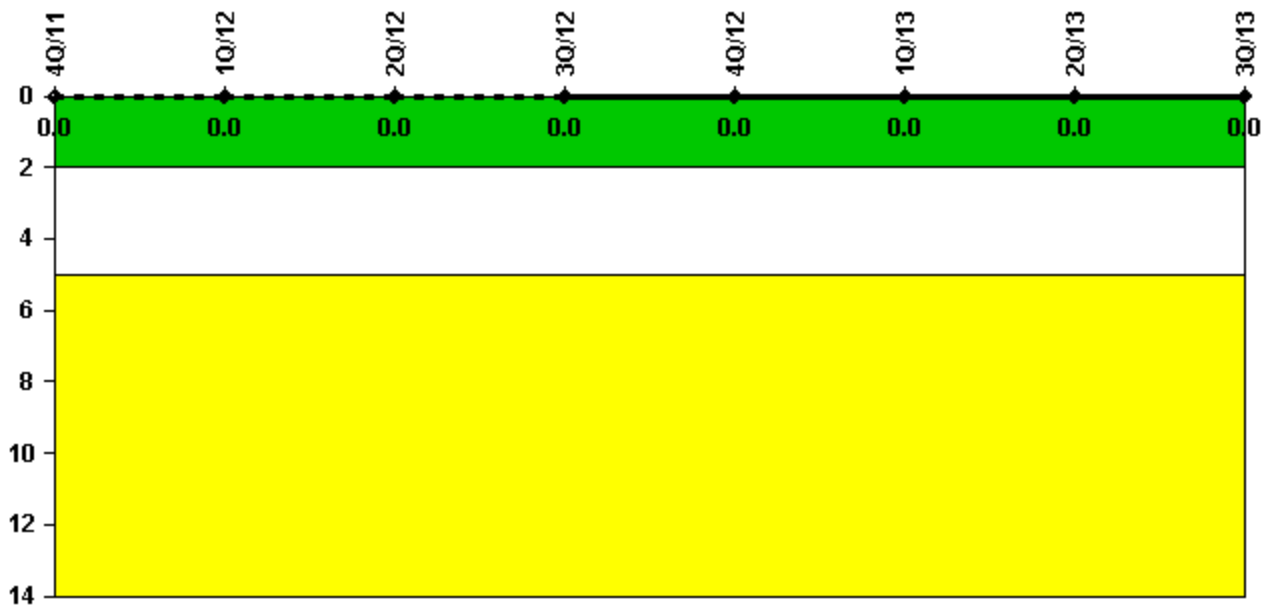
Thresholds: White < 94.0% Yellow < 90.0%

Notes

Alert & Notification System	4Q/11	1Q/12	2Q/12	3Q/12	4Q/12	1Q/13	2Q/13	3Q/13
Successful siren-tests	497	497	497	497	496	497	495	497
Total sirens-tests	497	497	497	497	497	497	497	497
Indicator value	99.9%	99.9%	99.9%	100.0%	99.9%	99.9%	99.8%	99.8%

Licensee Comments: none

Occupational Exposure Control Effectiveness



Thresholds: White > 2.0 Yellow > 5.0

Notes

Occupational Exposure Control Effectiveness	4Q/11	1Q/12	2Q/12	3Q/12	4Q/12	1Q/13	2Q/13	3Q/13
High radiation area occurrences	0	0	0	0	0	0	0	0
Very high radiation area occurrences	0	0	0	0	0	0	0	0
Unintended exposure occurrences	0	0	0	0	0	0	0	0
Indicator value	0	0	0	0	0	0	0	0

Licensee Comments: none

RETS/ODCM Radiological Effluent



Thresholds: White > 1.0 Yellow > 3.0

Notes

RETS/ODCM Radiological Effluent	4Q/11	1Q/12	2Q/12	3Q/12	4Q/12	1Q/13	2Q/13	3Q/13
RETS/ODCM occurrences	0	0	0	0	0	0	0	0
Indicator value	0	0	0	0	0	0	0	0

Licensee Comments: none

Although the Security Cornerstone is included in the Reactor Oversight Process assessment program, the Commission has decided that specific information related to findings and performance indicators pertaining to the Security Cornerstone will not be publicly available to ensure that security information is not provided to a possible adversary. Other than the fact that a finding or performance indicator is Green or Greater-Than-Green, security related information will not be displayed on the public web page.

 [Action Matrix Summary](#) | [Inspection Findings Summary](#) | [PI Summary](#) | [Reactor Oversight Process](#)

Last Modified: October 22, 2013