

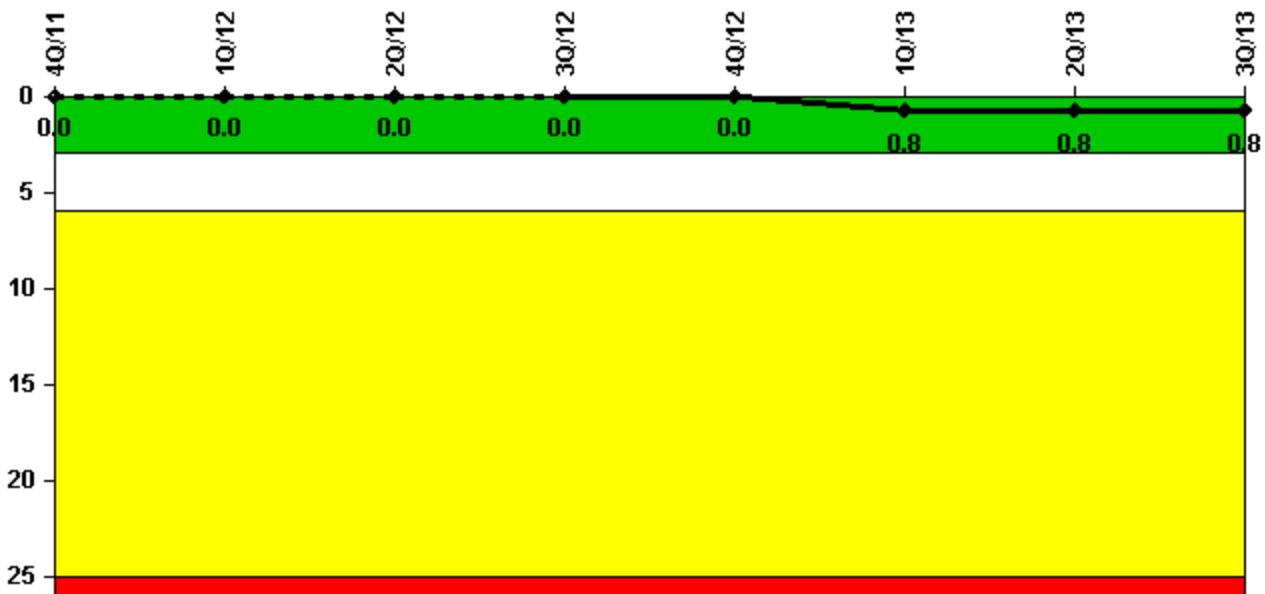
# Hatch 1

## 3Q/2013 Performance Indicators

The solid trend line represents the current reporting period.

Licensee's General Comments: none

### Unplanned Scrams per 7000 Critical Hrs



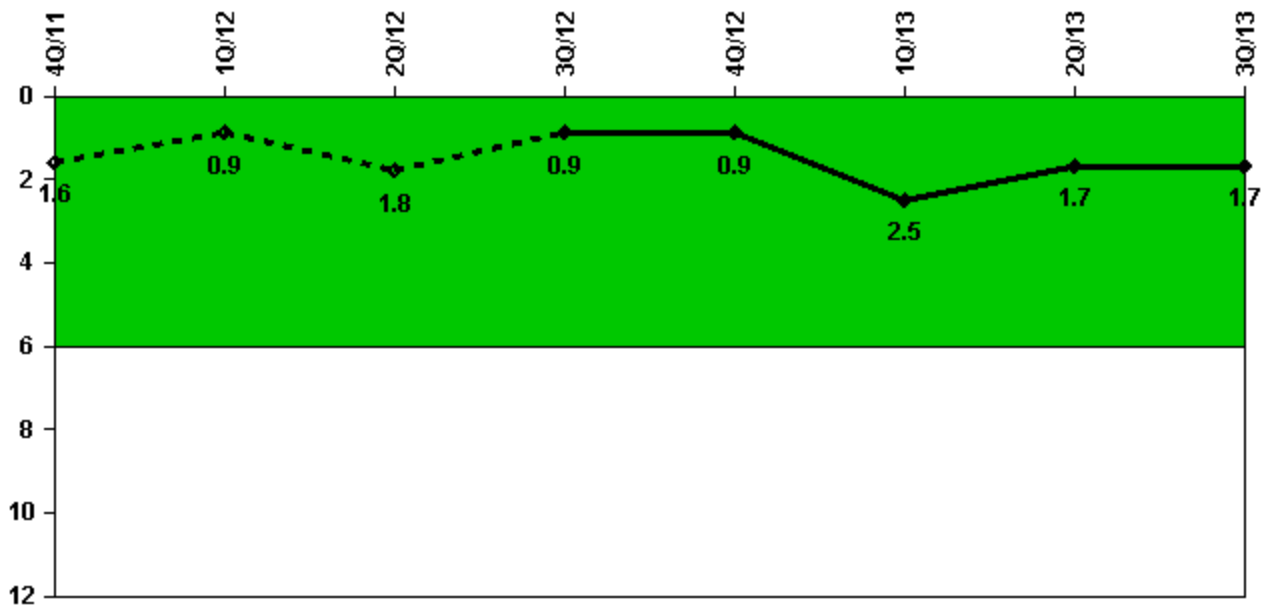
Thresholds: White > 3.0 Yellow > 6.0 Red > 25.0

### Notes

Unplanned Scrams per 7000 Critical Hrs	4Q/11	1Q/12	2Q/12	3Q/12	4Q/12	1Q/13	2Q/13	3Q/13
Unplanned scrams	0	0	0	0	0	1.0	0	0
Critical hours	2209.0	1342.3	2184.0	2208.0	2209.0	1790.9	2184.0	2208.0
Indicator value	0	0	0	0	0	0.8	0.8	0.8

Licensee Comments: none

### Unplanned Power Changes per 7000 Critical Hrs



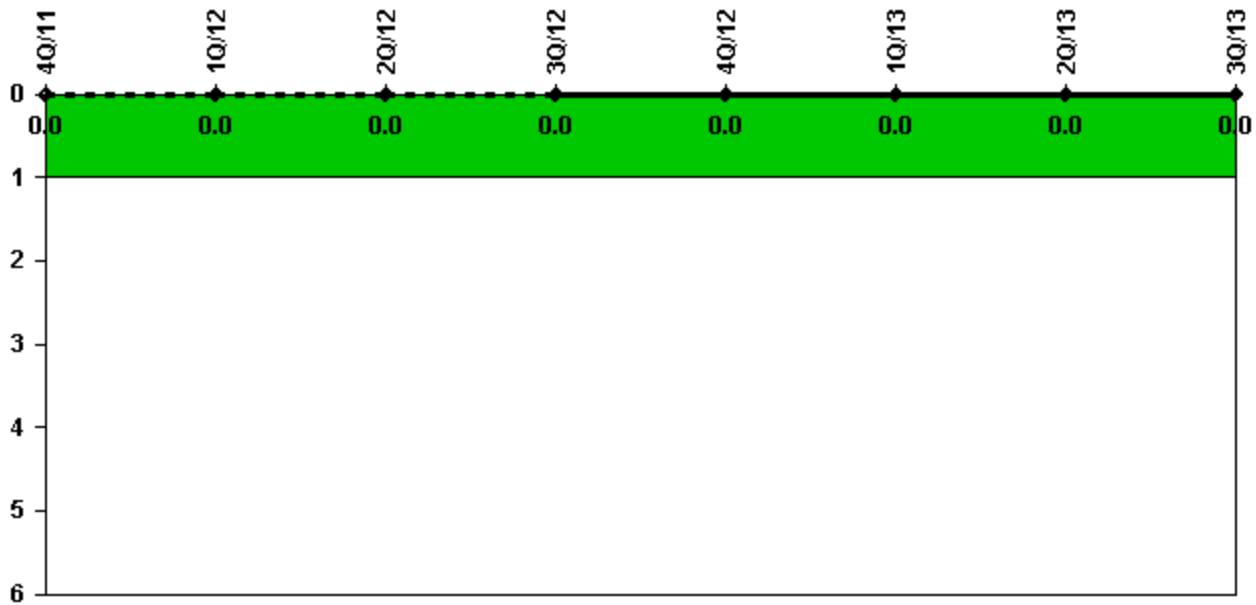
Thresholds: White > 6.0

#### Notes

Unplanned Power Changes per 7000 Critical Hrs	4Q/11	1Q/12	2Q/12	3Q/12	4Q/12	1Q/13	2Q/13	3Q/13
Unplanned power changes	0	0	1.0	0	0	2.0	0	0
Critical hours	2209.0	1342.3	2184.0	2208.0	2209.0	1790.9	2184.0	2208.0
<b>Indicator value</b>	<b>1.6</b>	<b>0.9</b>	<b>1.8</b>	<b>0.9</b>	<b>0.9</b>	<b>2.5</b>	<b>1.7</b>	<b>1.7</b>

Licensee Comments: none

### Unplanned Scrams with Complications



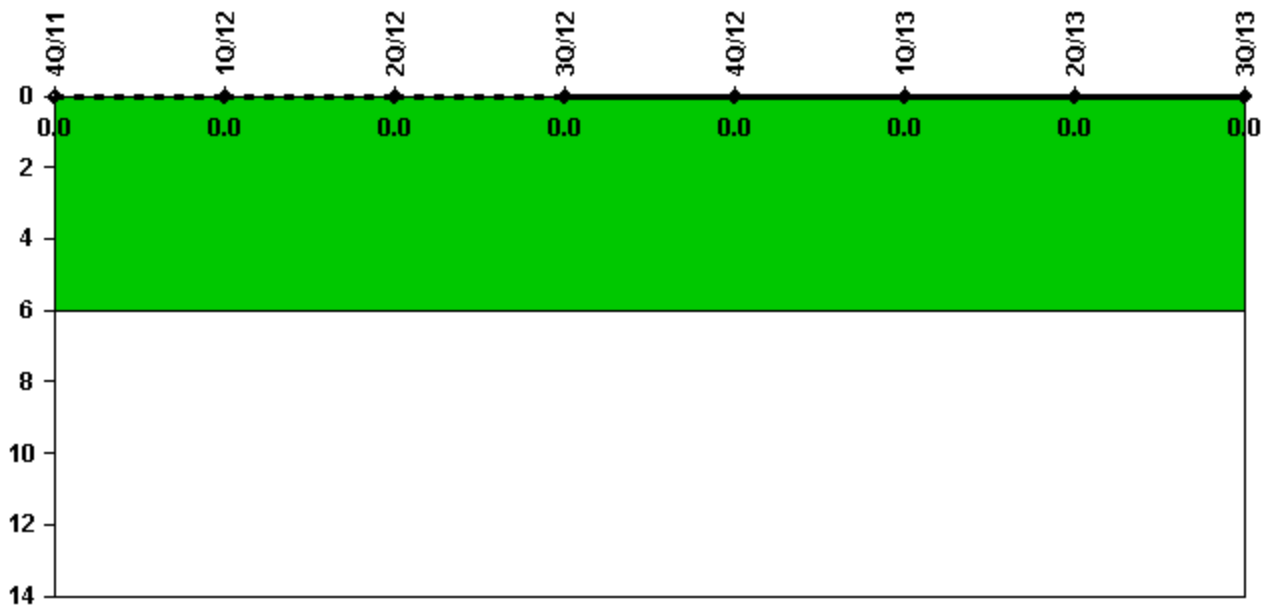
Thresholds: White > 1.0

#### Notes

Unplanned Scrams with Complications	4Q/11	1Q/12	2Q/12	3Q/12	4Q/12	1Q/13	2Q/13	3Q/13
Scrams with complications	0	0	0	0	0	0	0	0
<b>Indicator value</b>	<b>0.0</b>	<b>0.0</b>	<b>0.0</b>	<b>0.0</b>	<b>0.0</b>	<b>0.0</b>	<b>0.0</b>	<b>0.0</b>

Licensee Comments: none

### Safety System Functional Failures (BWR)



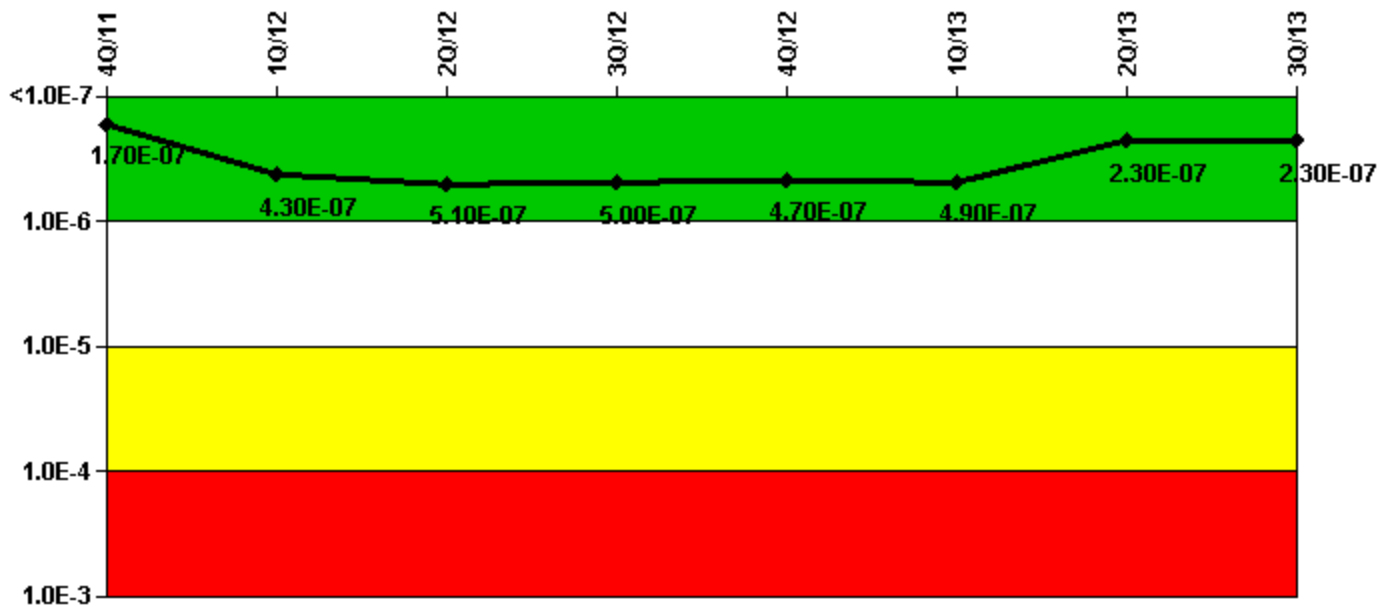
Thresholds: White > 6.0

#### Notes

Safety System Functional Failures (BWR)	4Q/11	1Q/12	2Q/12	3Q/12	4Q/12	1Q/13	2Q/13	3Q/13
Safety System Functional Failures	0	0	0	0	0	0	0	0
<b>Indicator value</b>	<b>0</b>	<b>0</b>	<b>0</b>	<b>0</b>	<b>0</b>	<b>0</b>	<b>0</b>	<b>0</b>

Licensee Comments: none

### Mitigating Systems Performance Index, Emergency AC Power System



Thresholds: White > 1.00E-6 Yellow > 1.00E-5 Red > 1.00E-4

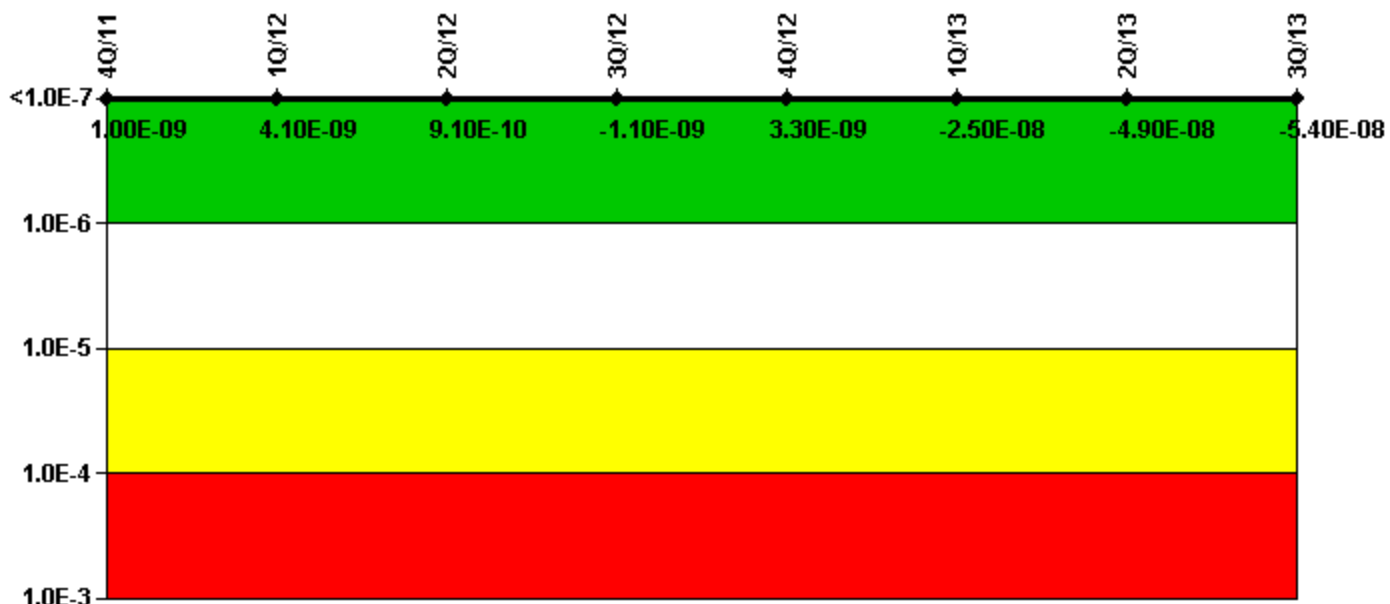
#### Notes

Mitigating Systems Performance Index, Emergency AC Power System	4Q/11	1Q/12	2Q/12	3Q/12	4Q/12	1Q/13	2Q/13	3Q/13
UAI (ΔCDF)	8.15E-08	1.43E-07	2.28E-07	2.02E-07	1.68E-07	1.69E-07	9.72E-08	8.68E-08
URI (ΔCDF)	8.61E-08	2.85E-07	2.86E-07	2.94E-07	2.98E-07	3.19E-07	1.34E-07	1.46E-07
PLE	NO	NO	NO	NO	NO	NO	NO	NO
Indicator value	1.70E-07	4.30E-07	5.10E-07	5.00E-07	4.70E-07	4.90E-07	2.30E-07	2.30E-07

#### Licensee Comments:

1Q/12: 1C LOCA/LOSP LSFT Test - U1 in Mode 5 - 1C DG tripped locally. CR 421971 was generated to document failure. 1C EDG output breaker failed to close.

### Mitigating Systems Performance Index, High Pressure Injection System



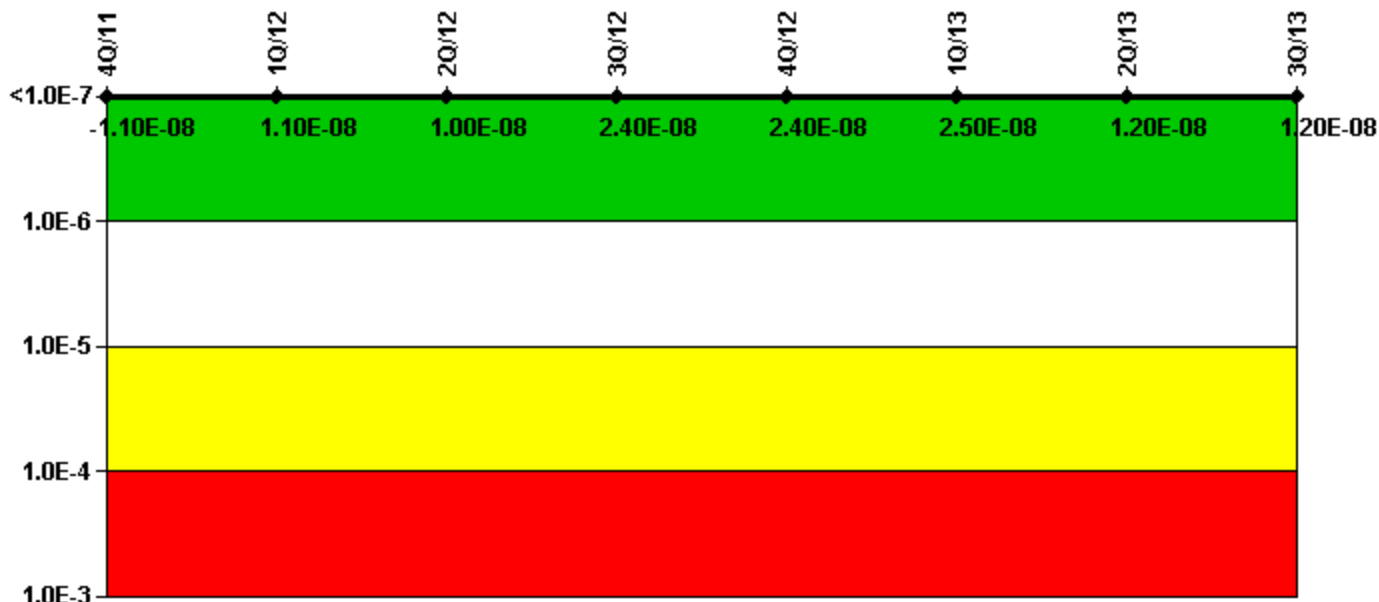
Thresholds: White > 1.00E-6 Yellow > 1.00E-5 Red > 1.00E-4

#### Notes

Mitigating Systems Performance Index, High Pressure Injection System	4Q/11	1Q/12	2Q/12	3Q/12	4Q/12	1Q/13	2Q/13	3Q/13
UAI ( $\Delta$ CDF)	3.93E-08	4.38E-08	4.17E-08	3.96E-08	4.40E-08	1.01E-08	-1.75E-08	-2.24E-08
URI ( $\Delta$ CDF)	-3.83E-08	-3.97E-08	-4.08E-08	-4.07E-08	-4.07E-08	-3.55E-08	-3.14E-08	-3.15E-08
PLE	NO	NO	NO	NO	NO	NO	NO	NO
Indicator value	1.00E-09	4.10E-09	9.10E-10	-1.10E-09	3.30E-09	-2.50E-08	-4.90E-08	-5.40E-08

Licensee Comments: none

### Mitigating Systems Performance Index, Heat Removal System



Thresholds: White > 1.00E-6 Yellow > 1.00E-5 Red > 1.00E-4

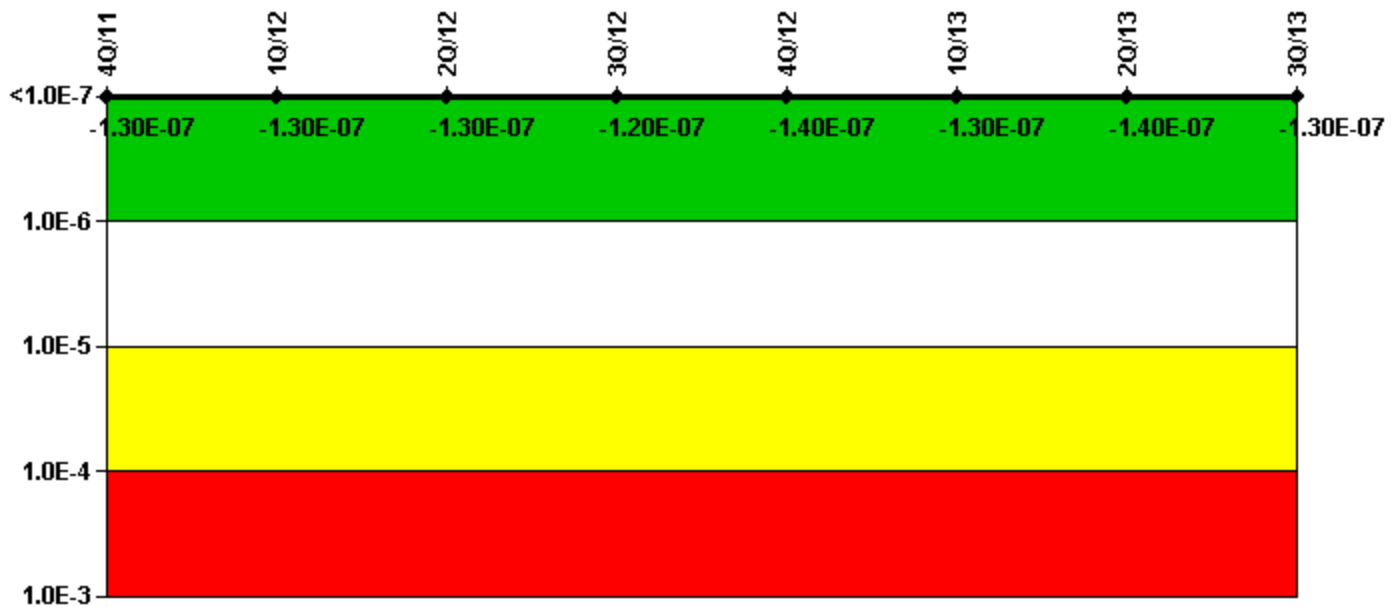
#### Notes

Mitigating Systems Performance Index, Heat Removal System	4Q/11	1Q/12	2Q/12	3Q/12	4Q/12	1Q/13	2Q/13	3Q/13
UAI ( $\Delta$ CDF)	1.90E-09	1.09E-08	1.04E-08	2.44E-08	2.52E-08	2.41E-08	1.04E-08	1.03E-08
URI ( $\Delta$ CDF)	-1.32E-08	4.01E-11	4.00E-11	-7.96E-10	-7.50E-10	6.17E-10	1.48E-09	1.53E-09
PLE	NO	NO	NO	NO	NO	NO	NO	NO
Indicator value	-1.10E-08	1.10E-08	1.00E-08	2.40E-08	2.40E-08	2.50E-08	1.20E-08	1.20E-08

Licensee Comments:

1Q/12: CR 426064 was generated to document the 1E51F019 valve failing to open. U1 RCIC unavailability was due to troubleshooting the 1E51F019 valve. Also, CR403998 is under evaluation to determine if an MSPI failure of the 1E51F019 valve occurred.

### Mitigating Systems Performance Index, Residual Heat Removal System



Thresholds: White > 1.00E-6 Yellow > 1.00E-5 Red > 1.00E-4

#### Notes

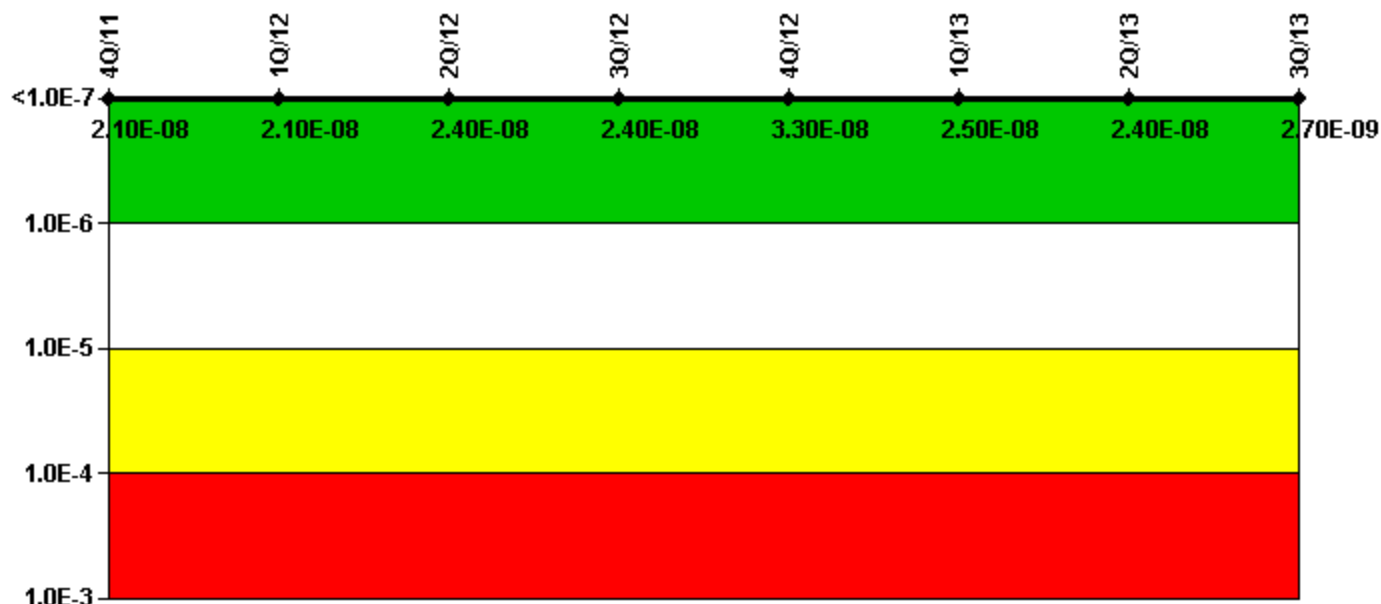
Mitigating Systems Performance Index, Residual Heat Removal System	4Q/11	1Q/12	2Q/12	3Q/12	4Q/12	1Q/13	2Q/13	3Q/13
UAI ( $\Delta$ CDF)	-9.74E-09	-8.28E-09	-8.99E-09	2.58E-09	-1.02E-08	-1.10E-08	-1.88E-08	-4.08E-09
URI ( $\Delta$ CDF)	-1.18E-07	-1.26E-07	-1.20E-07	-1.21E-07	-1.26E-07	-1.23E-07	-1.20E-07	-1.23E-07
PLE	NO	NO	NO	NO	NO	NO	NO	NO
Indicator value	-1.30E-07	-1.30E-07	-1.30E-07	-1.20E-07	-1.40E-07	-1.30E-07	-1.40E-07	-1.30E-07

#### Licensee Comments:

4Q/11: Unplanned unavailability hours were changed due to the investigation of the hours. Previously hours showed up as unplanned, but were determined that unavailability hours were actually planned.



### Mitigating Systems Performance Index, Cooling Water Systems



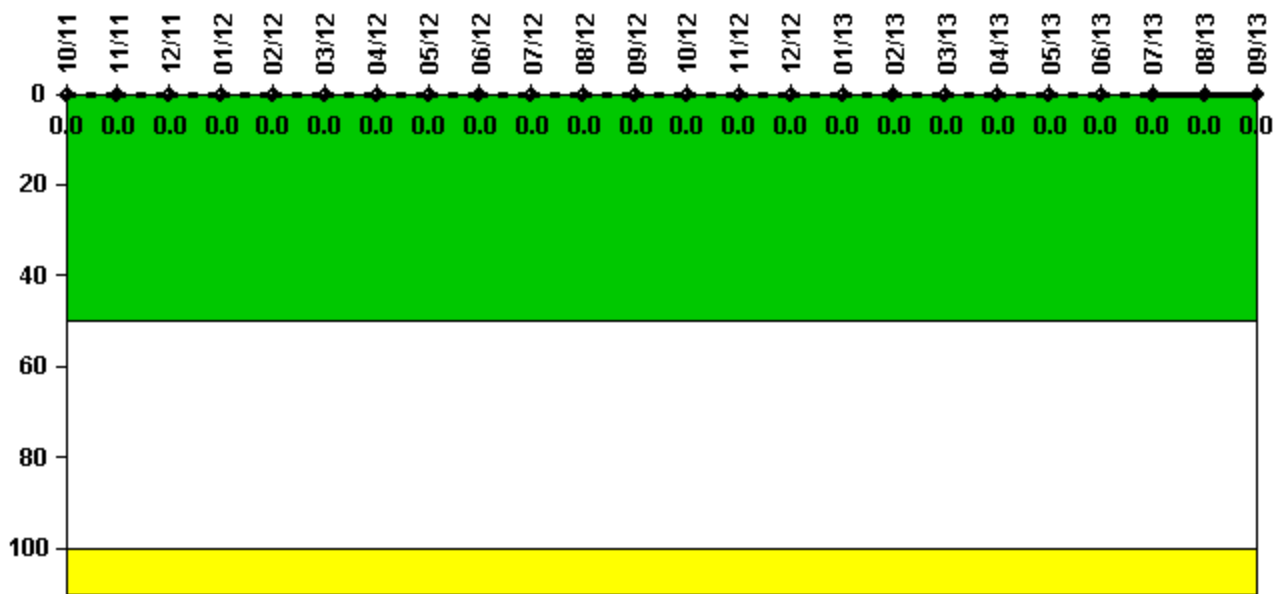
Thresholds: White > 1.00E-6 Yellow > 1.00E-5 Red > 1.00E-4

#### Notes

Mitigating Systems Performance Index, Cooling Water Systems	4Q/11	1Q/12	2Q/12	3Q/12	4Q/12	1Q/13	2Q/13	3Q/13
UAI ( $\Delta$ CDF)	9.63E-08	1.02E-07	1.02E-07	1.02E-07	1.13E-07	1.05E-07	1.05E-07	8.50E-08
URI ( $\Delta$ CDF)	-7.56E-08	-8.14E-08	-7.78E-08	-7.76E-08	-8.03E-08	-8.00E-08	-8.08E-08	-8.22E-08
PLE	NO	NO	NO	NO	NO	NO	NO	NO
Indicator value	2.10E-08	2.10E-08	2.40E-08	2.40E-08	3.30E-08	2.50E-08	2.40E-08	2.70E-09

Licensee Comments: none

### Reactor Coolant System Activity



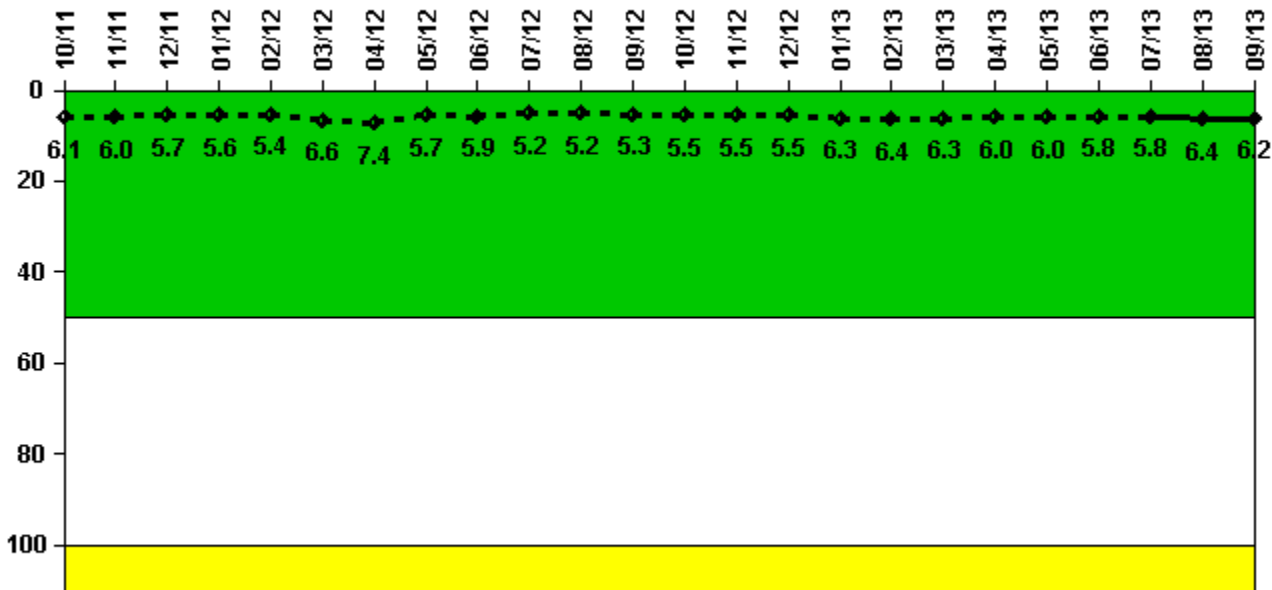
Thresholds: White > 50.0 Yellow > 100.0

#### Notes

Reactor Coolant System Activity	10/11	11/11	12/11	1/12	2/12	3/12	4/12	5/12	6/12	7/12	8/12	9/12
Maximum activity	0.000007	0.000006	0.000007	0.000007	0.000004	0.000003	0.000006	0.000005	0.000004	0.000003	0.000003	0.000009
Technical specification limit	0.2	0.2	0.2	0.2	0.2	0.2	0.2	0.2	0.2	0.2	0.2	0.2
Indicator value	0	0	0	0	0	0	0	0	0	0	0	0
Reactor Coolant System Activity	10/12	11/12	12/12	1/13	2/13	3/13	4/13	5/13	6/13	7/13	8/13	9/13
Maximum activity	0.000003	0.000003	0.000003	0.000006	0.000002	0.000003	0.000004	0.000006	0.000007	0.000010	0.000020	0.000010
Technical specification limit	0.2	0.2	0.2	0.2	0.2	0.2	0.2	0.2	0.2	0.2	0.2	0.2
Indicator value	0	0	0	0	0	0	0	0	0	0	0	0

Licensee Comments: none

### Reactor Coolant System Leakage



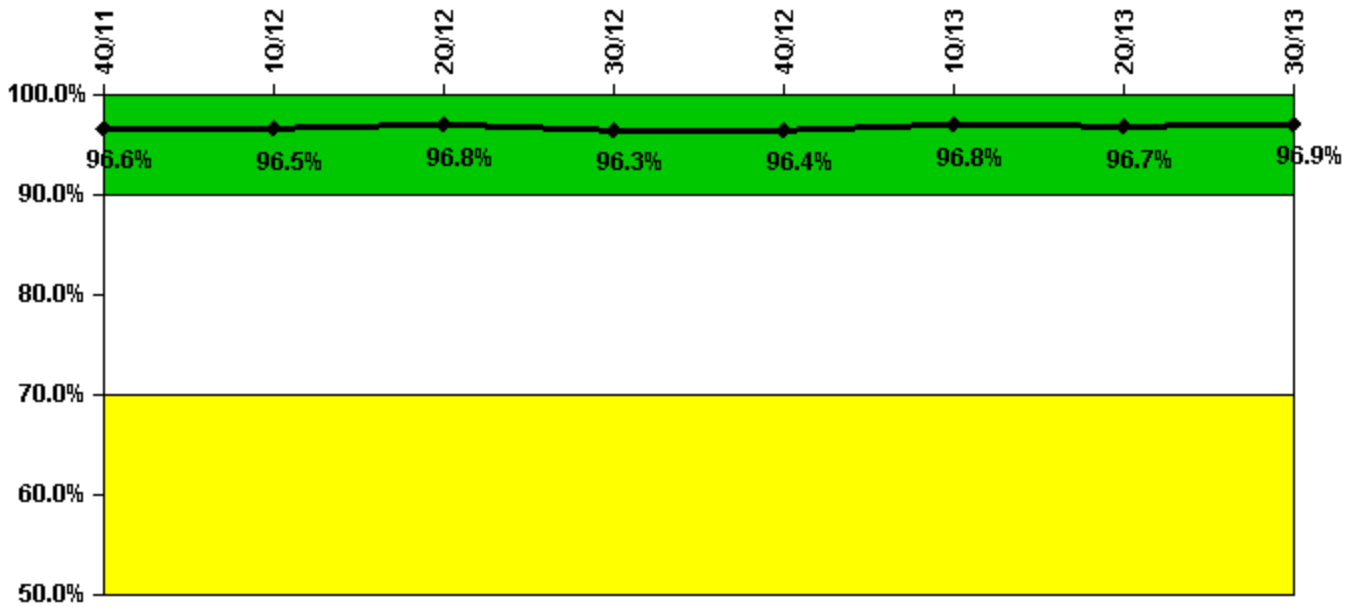
Thresholds: White > 50.0 Yellow > 100.0

#### Notes

Reactor Coolant System Leakage	10/11	11/11	12/11	1/12	2/12	3/12	4/12	5/12	6/12	7/12	8/12	9/12
Maximum leakage	1.840	1.800	1.710	1.670	1.610	1.980	2.210	1.700	1.780	1.560	1.550	1.600
Technical specification limit	30.0	30.0	30.0	30.0	30.0	30.0	30.0	30.0	30.0	30.0	30.0	30.0
<b>Indicator value</b>	<b>6.1</b>	<b>6.0</b>	<b>5.7</b>	<b>5.6</b>	<b>5.4</b>	<b>6.6</b>	<b>7.4</b>	<b>5.7</b>	<b>5.9</b>	<b>5.2</b>	<b>5.2</b>	<b>5.3</b>
Reactor Coolant System Leakage	10/12	11/12	12/12	1/13	2/13	3/13	4/13	5/13	6/13	7/13	8/13	9/13
Maximum leakage	1.660	1.650	1.660	1.890	1.910	1.880	1.810	1.800	1.730	1.740	1.910	1.850
Technical specification limit	30.0	30.0	30.0	30.0	30.0	30.0	30.0	30.0	30.0	30.0	30.0	30.0
<b>Indicator value</b>	<b>5.5</b>	<b>5.5</b>	<b>5.5</b>	<b>6.3</b>	<b>6.4</b>	<b>6.3</b>	<b>6.0</b>	<b>6.0</b>	<b>5.8</b>	<b>5.8</b>	<b>6.4</b>	<b>6.2</b>

Licensee Comments: none

### Drill/Exercise Performance



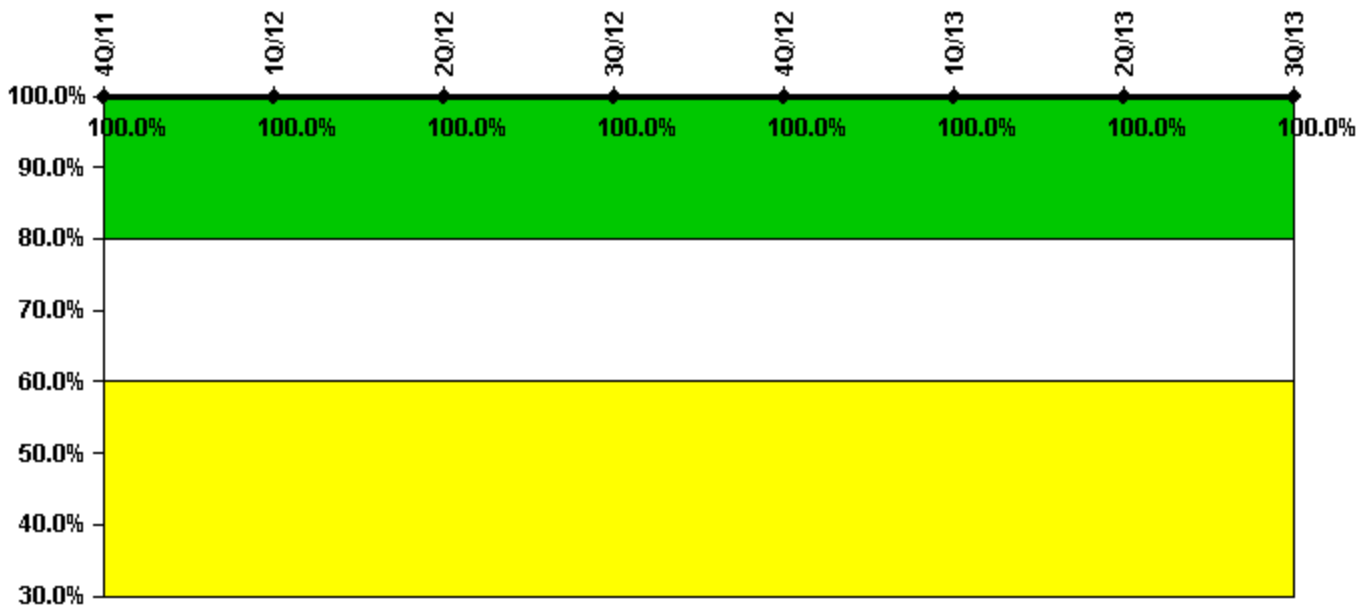
Thresholds: White < 90.0% Yellow < 70.0%

#### Notes

Drill/Exercise Performance	4Q/11	1Q/12	2Q/12	3Q/12	4Q/12	1Q/13	2Q/13	3Q/13
Successful opportunities	20.0	10.0	70.0	61.0	14.0	40.0	51.0	42.0
Total opportunities	21.0	10.0	72.0	65.0	14.0	40.0	54.0	42.0
Indicator value	96.6%	96.5%	96.8%	96.3%	96.4%	96.8%	96.7%	96.9%

Licensee Comments: none

### ERO Drill Participation



Thresholds: White < 80.0% Yellow < 60.0%

#### Notes

ERO Drill Participation	4Q/11	1Q/12	2Q/12	3Q/12	4Q/12	1Q/13	2Q/13	3Q/13
Participating Key personnel	150.0	150.0	149.0	134.0	130.0	110.0	112.0	110.0
Total Key personnel	150.0	150.0	149.0	134.0	130.0	110.0	112.0	110.0
Indicator value	100.0%	100.0%	100.0%	100.0%	100.0%	100.0%	100.0%	100.0%

Licensee Comments: none

## Alert & Notification System

**Not applicable due to  
unique design  
characteristics.  
Performance in this area  
will be assessed through  
focused NRC inspection  
efforts.**

### Notes

<b>Alert &amp; Notification System</b>	<b>4Q/11</b>	<b>1Q/12</b>	<b>2Q/12</b>	<b>3Q/12</b>	<b>4Q/12</b>	<b>1Q/13</b>	<b>2Q/13</b>	<b>3Q/13</b>
Successful siren-tests								
Total sirens-tests								
<b>Indicator value</b>								

Licensee Comments:

3Q/13: Plant Hatch does not use sirens as an emergency notification system.

2Q/13: Plant Hatch does not use sirens as an emergency notification system.

1Q/13: Plant Hatch does not use sirens as an emergency notification system.

4Q/12: Plant Hatch does not use sirens as an emergency notification system.

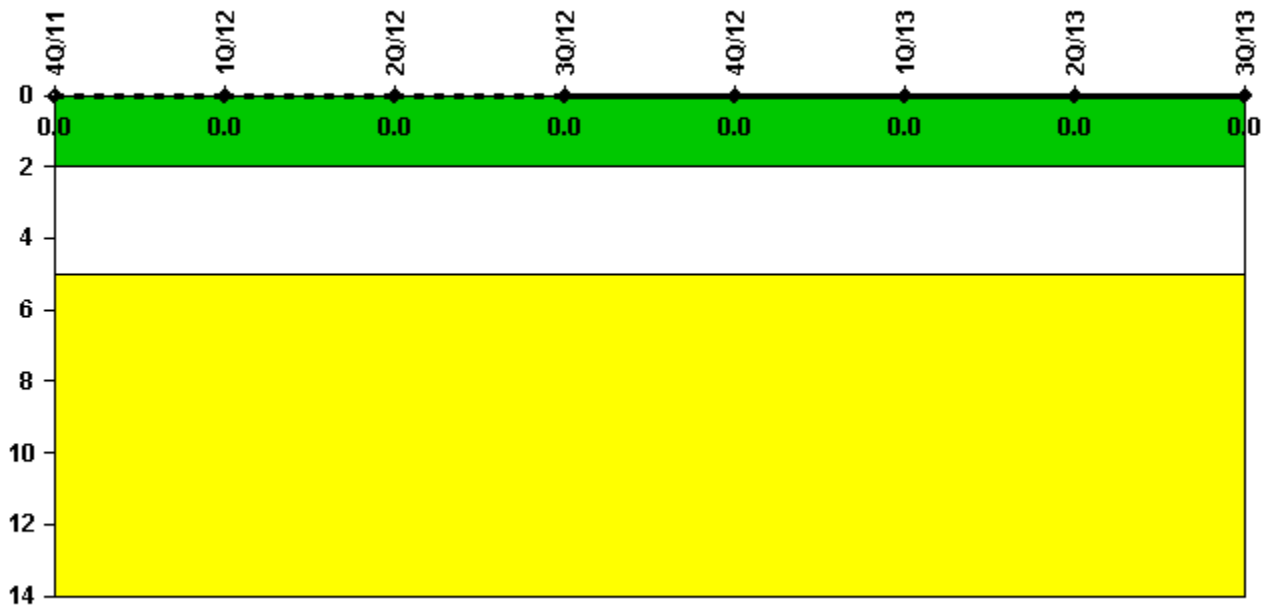
3Q/12: Plant Hatch does not use sirens as an emergency notification system.

2Q/12: Plant Hatch does not use sirens as an emergency notification system.

1Q/12: Plant Hatch does not use sirens as an emergency notification system.

4Q/11: Plant Hatch does not use sirens as an emergency notification system.

### Occupational Exposure Control Effectiveness



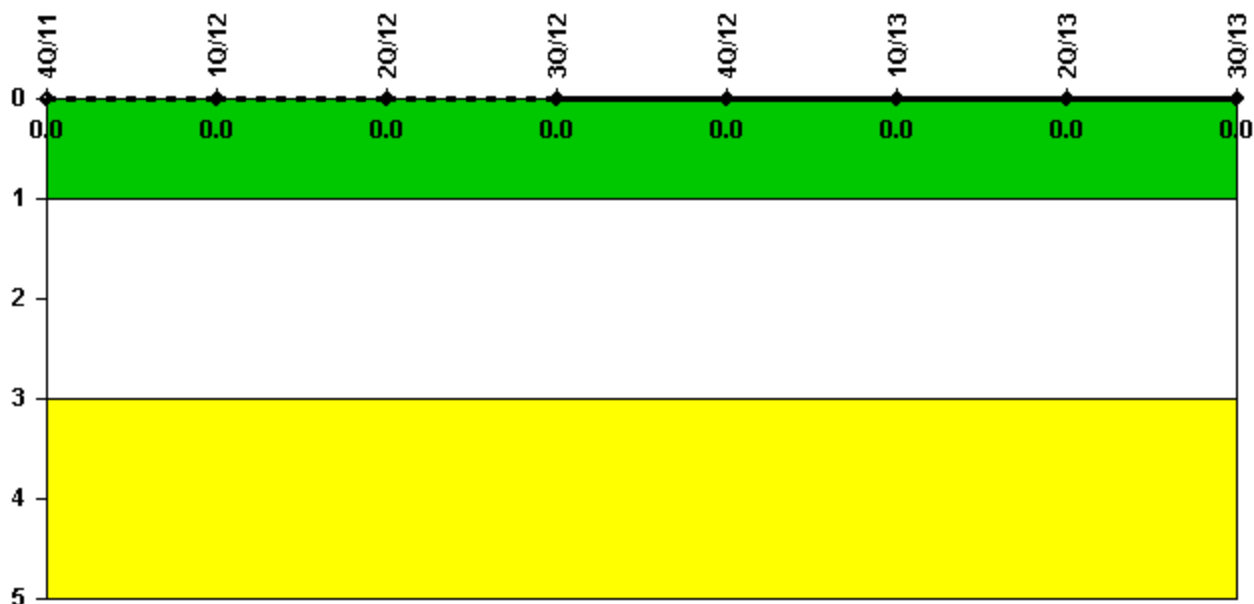
Thresholds: White > 2.0 Yellow > 5.0

#### Notes

Occupational Exposure Control Effectiveness	4Q/11	1Q/12	2Q/12	3Q/12	4Q/12	1Q/13	2Q/13	3Q/13
High radiation area occurrences	0	0	0	0	0	0	0	0
Very high radiation area occurrences	0	0	0	0	0	0	0	0
Unintended exposure occurrences	0	0	0	0	0	0	0	0
<b>Indicator value</b>	<b>0</b>	<b>0</b>	<b>0</b>	<b>0</b>	<b>0</b>	<b>0</b>	<b>0</b>	<b>0</b>

Licensee Comments: none

### RETS/ODCM Radiological Effluent



Thresholds: White > 1.0 Yellow > 3.0

#### Notes

RETS/ODCM Radiological Effluent	4Q/11	1Q/12	2Q/12	3Q/12	4Q/12	1Q/13	2Q/13	3Q/13
RETS/ODCM occurrences	0	0	0	0	0	0	0	0
<b>Indicator value</b>	<b>0</b>	<b>0</b>	<b>0</b>	<b>0</b>	<b>0</b>	<b>0</b>	<b>0</b>	<b>0</b>

Licensee Comments: none

Although the Security Cornerstone is included in the Reactor Oversight Process assessment program, the Commission has decided that specific information related to findings and performance indicators pertaining to the Security Cornerstone will not be publicly available to ensure that security information is not provided to a possible adversary. Other than the fact that a finding or performance indicator is Green or Greater-Than-Green, security related information will not be displayed on the public web page.



 [Action Matrix Summary](#) | [Inspection Findings Summary](#) | [PI Summary](#) | [Reactor Oversight Process](#)

*Last Modified: October 22, 2013*