

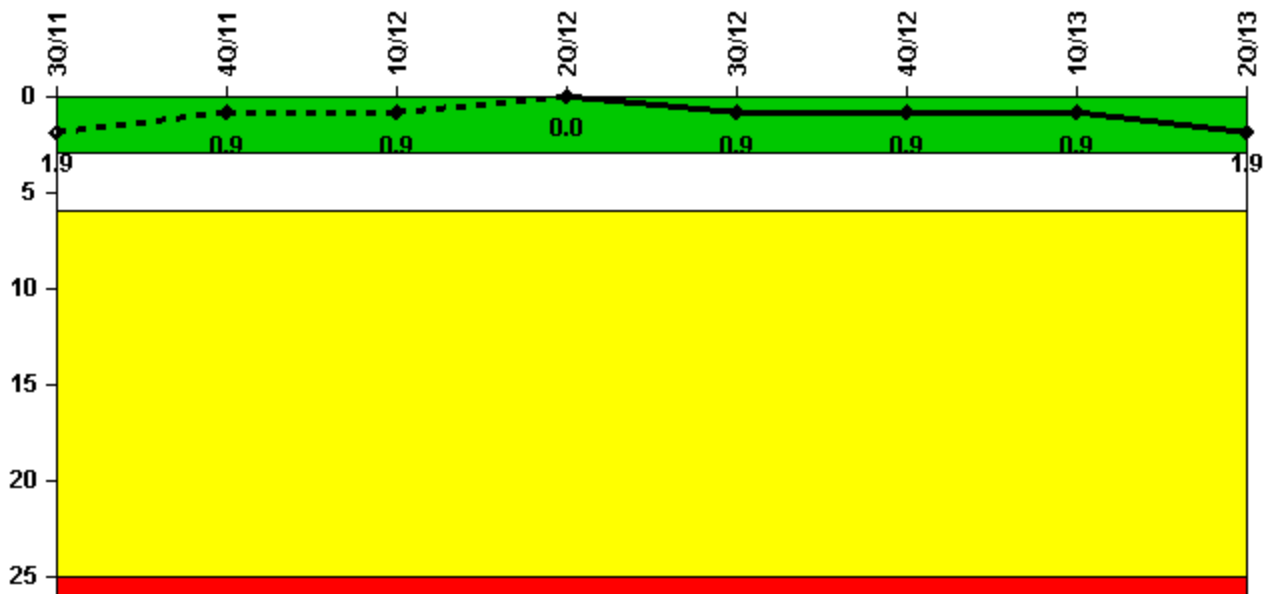
Watts Bar 1

2Q/2013 Performance Indicators

The solid trend line represents the current reporting period.

Licensee's General Comments: none

Unplanned Scrams per 7000 Critical Hrs



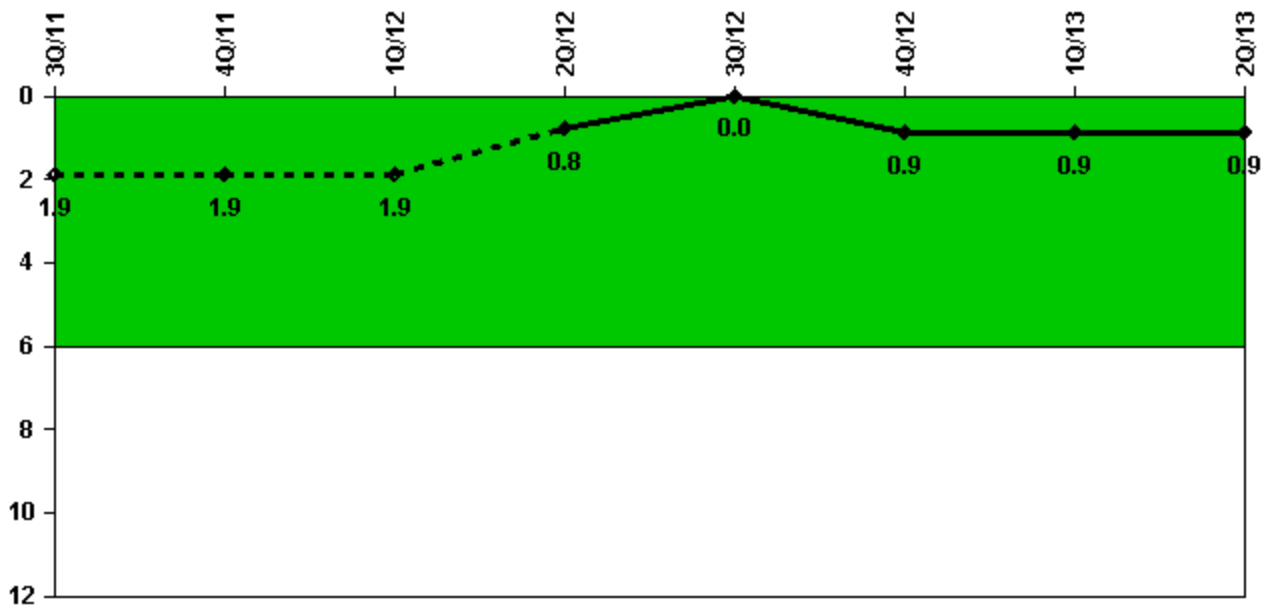
Thresholds: White > 3.0 Yellow > 6.0 Red > 25.0

Notes

Unplanned Scrams per 7000 Critical Hrs	3Q/11	4Q/11	1Q/12	2Q/12	3Q/12	4Q/12	1Q/13	2Q/13
Unplanned scrams	0	0	0	0	1.0	0	0	1.0
Critical hours	2208.0	2058.5	2183.0	2184.0	1667.4	1559.8	2159.0	2144.0
Indicator value	1.9	0.9	0.9	0	0.9	0.9	0.9	1.9

Licensee Comments: none

Unplanned Power Changes per 7000 Critical Hrs



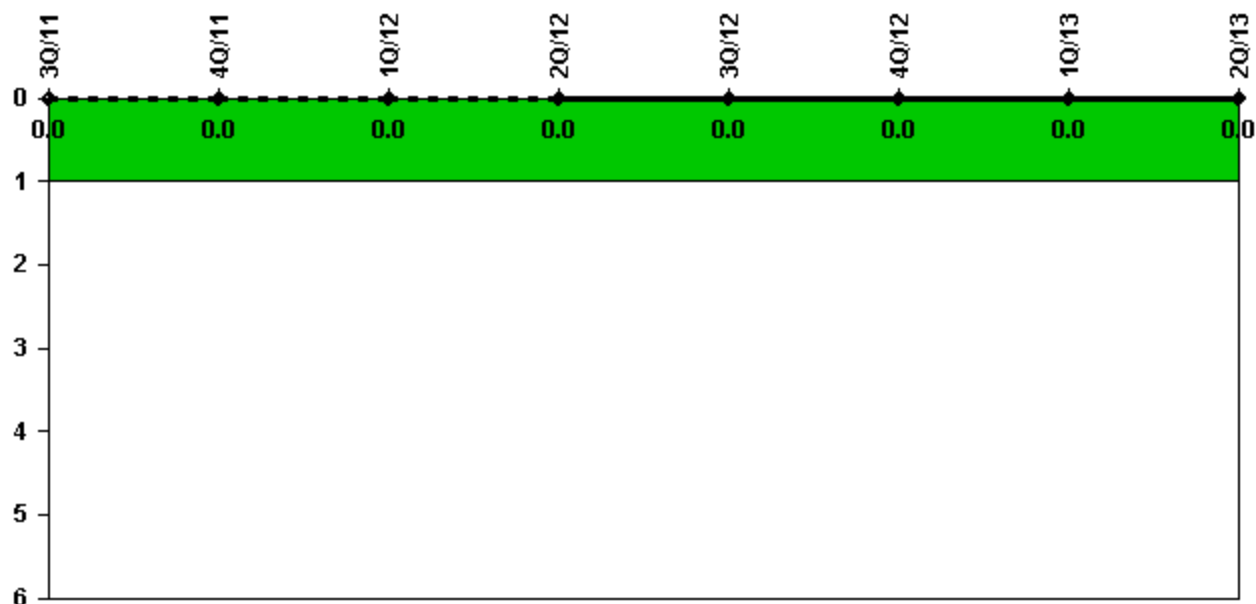
Thresholds: White > 6.0

Notes

Unplanned Power Changes per 7000 Critical Hrs	3Q/11	4Q/11	1Q/12	2Q/12	3Q/12	4Q/12	1Q/13	2Q/13
Unplanned power changes	1.0	0	0	0	0	1.0	0	0
Critical hours	2208.0	2058.5	2183.0	2184.0	1667.4	1559.8	2159.0	2144.0
Indicator value	1.9	1.9	1.9	0.8	0	0.9	0.9	0.9

Licensee Comments: none

Unplanned Scrams with Complications



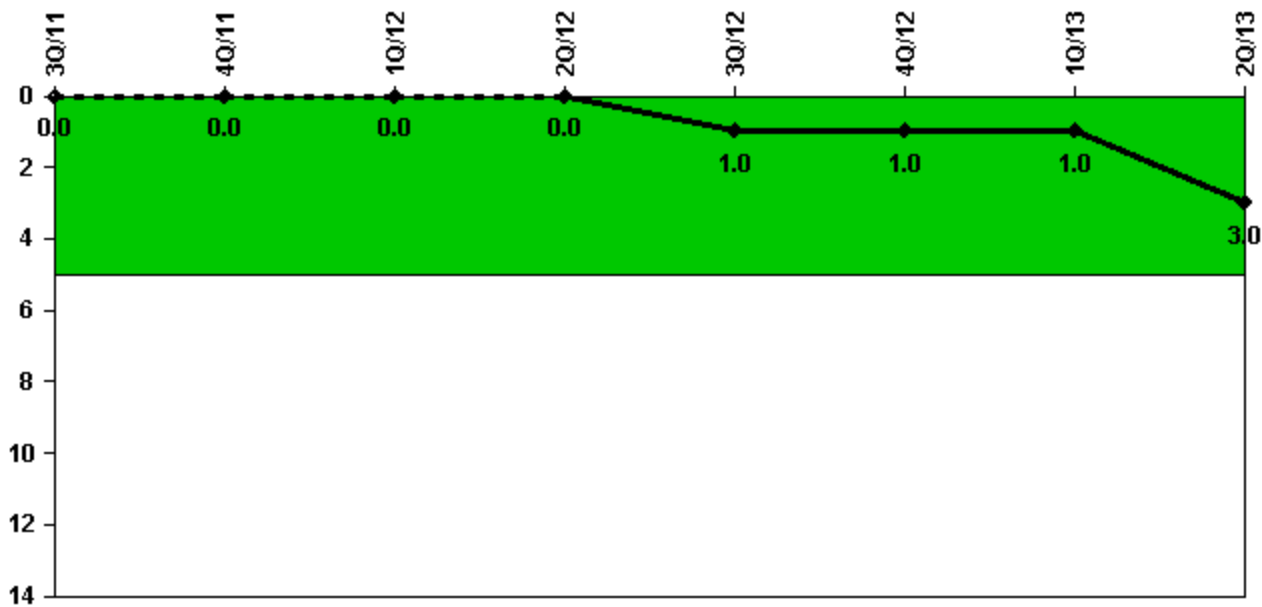
Thresholds: White > 1.0

Notes

Unplanned Scrams with Complications	3Q/11	4Q/11	1Q/12	2Q/12	3Q/12	4Q/12	1Q/13	2Q/13
Scrams with complications	0	0	0	0	0	0	0	0
Indicator value	0.0	0.0	0.0	0.0	0.0	0.0	0.0	0.0

Licensee Comments: none

Safety System Functional Failures (PWR)



Thresholds: White > 5.0

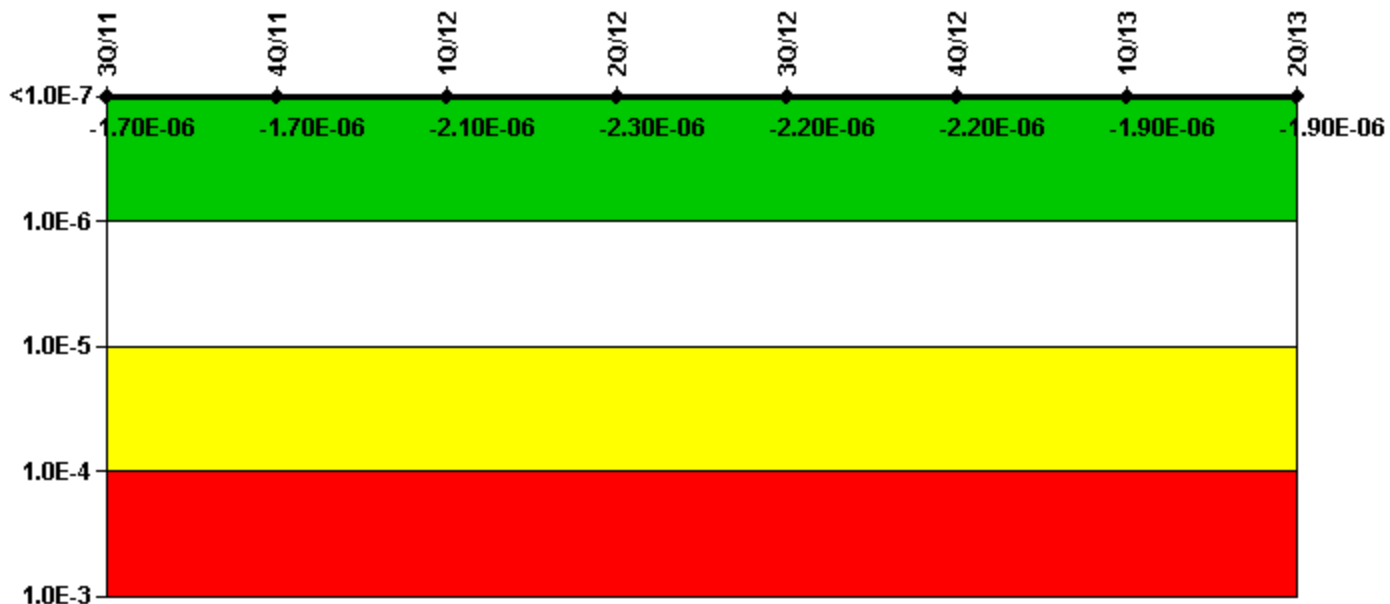
Notes

Safety System Functional Failures (PWR)	3Q/11	4Q/11	1Q/12	2Q/12	3Q/12	4Q/12	1Q/13	2Q/13
Safety System Functional Failures	0	0	0	0	1	0	0	2
Indicator value	0	0	0	0	1	1	1	3

Licensee Comments:

3Q/12: LER 2012-002 (B) Remove residual heat If the probable maximum flood level had occurred while raw water was required for shutdown cooling then WBNs ability to remove residual heat would have been lost; therefore, this is a reported as a safety system functional failure.

Mitigating Systems Performance Index, Emergency AC Power System



Thresholds: White > 1.00E-6 Yellow > 1.00E-5 Red > 1.00E-4

Notes

Mitigating Systems Performance Index, Emergency AC Power System	3Q/11	4Q/11	1Q/12	2Q/12	3Q/12	4Q/12	1Q/13	2Q/13
UAI (Δ CDF)	8.31E-07	9.20E-07	9.10E-07	7.44E-07	7.16E-07	7.53E-07	1.05E-06	1.00E-06
URI (Δ CDF)	-2.58E-06	-2.58E-06	-3.06E-06	-3.03E-06	-2.94E-06	-2.93E-06	-2.91E-06	-2.88E-06
PLE	NO	NO	NO	NO	NO	NO	NO	NO
Indicator value	-1.70E-06	-1.70E-06	-2.10E-06	-2.30E-06	-2.20E-06	-2.20E-06	-1.90E-06	-1.90E-06

Licensee Comments:

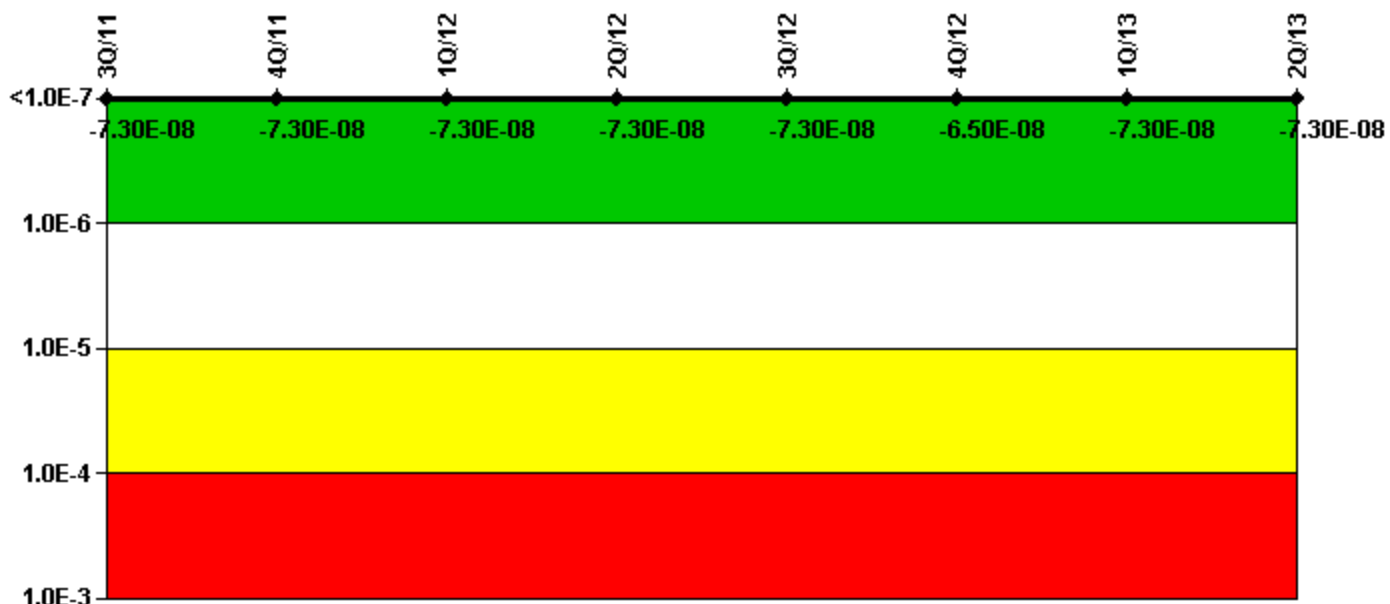
4Q/11: Risk Cap Invoked.

4Q/11: Risk Cap Invoked.

3Q/11: Risk Cap Invoked.

3Q/11: Risk Cap Invoked.

Mitigating Systems Performance Index, High Pressure Injection System



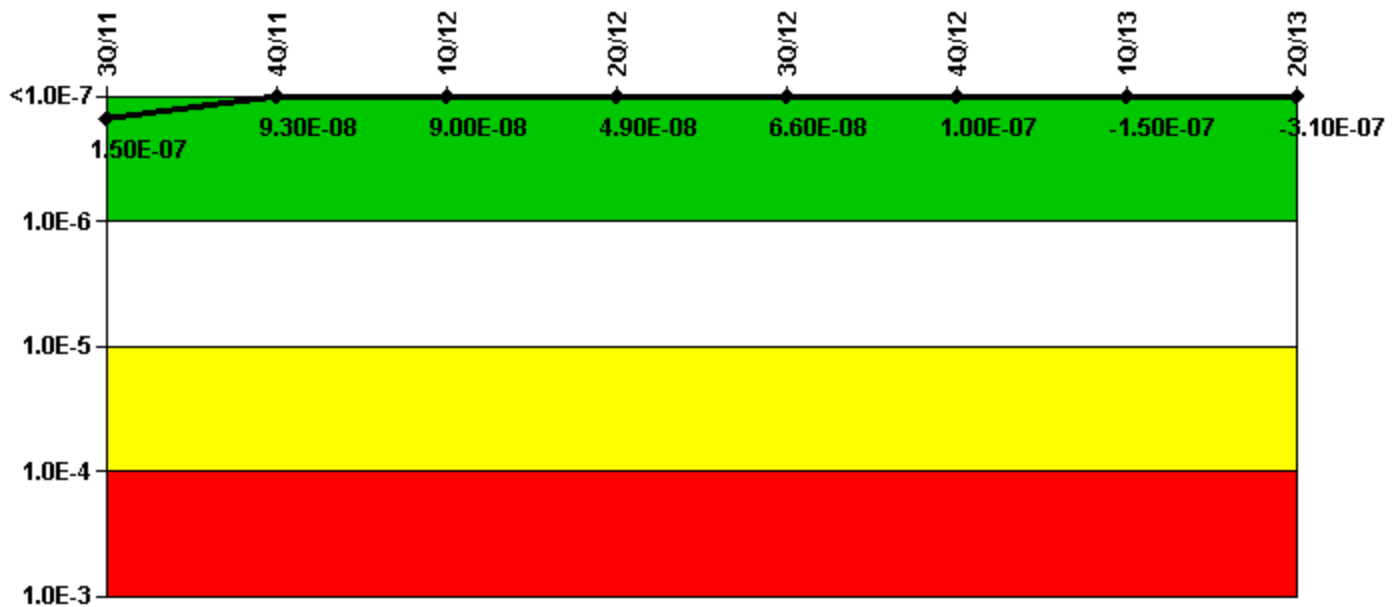
Thresholds: White > 1.00E-6 Yellow > 1.00E-5 Red > 1.00E-4

Notes

Mitigating Systems Performance Index, High Pressure Injection System	3Q/11	4Q/11	1Q/12	2Q/12	3Q/12	4Q/12	1Q/13	2Q/13
UAI (Δ CDF)	-5.94E-08	-5.92E-08	-5.94E-08	-5.87E-08	-5.85E-08	-5.03E-08	-5.81E-08	-5.79E-08
URI (Δ CDF)	-1.37E-08	-1.39E-08	-1.40E-08	-1.42E-08	-1.43E-08	-1.45E-08	-1.46E-08	-1.48E-08
PLE	NO	NO	NO	NO	NO	NO	NO	NO
Indicator value	-7.30E-08	-7.30E-08	-7.30E-08	-7.30E-08	-7.30E-08	-6.50E-08	-7.30E-08	-7.30E-08

Licensee Comments: none

Mitigating Systems Performance Index, Heat Removal System



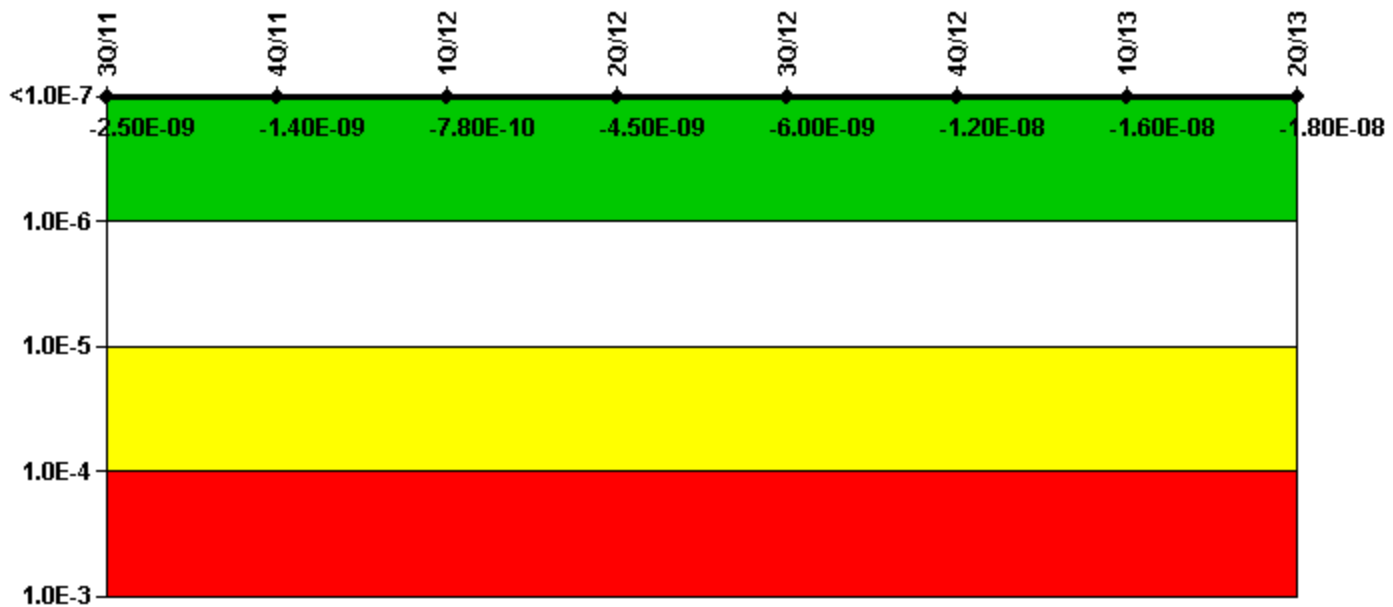
Thresholds: White > 1.00E-6 Yellow > 1.00E-5 Red > 1.00E-4

Notes

Mitigating Systems Performance Index, Heat Removal System	3Q/11	4Q/11	1Q/12	2Q/12	3Q/12	4Q/12	1Q/13	2Q/13
UAI (Δ CDF)	5.29E-07	4.71E-07	4.68E-07	4.27E-07	4.48E-07	4.85E-07	2.31E-07	2.31E-07
URI (Δ CDF)	-3.78E-07	-3.78E-07	-3.78E-07	-3.78E-07	-3.82E-07	-3.82E-07	-3.82E-07	-5.46E-07
PLE	NO	NO	NO	NO	NO	NO	NO	NO
Indicator value	1.50E-07	9.30E-08	9.00E-08	4.90E-08	6.60E-08	1.00E-07	-1.50E-07	-3.10E-07

Licensee Comments: none

Mitigating Systems Performance Index, Residual Heat Removal System



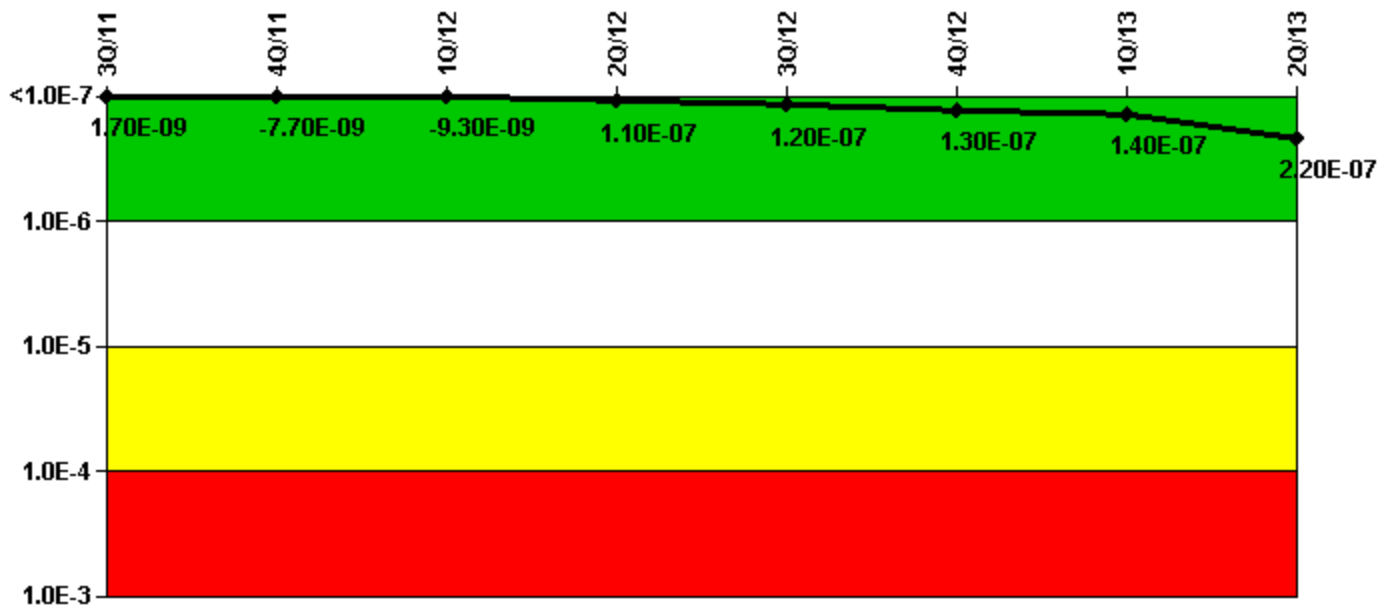
Thresholds: White > 1.00E-6 Yellow > 1.00E-5 Red > 1.00E-4

Notes

Mitigating Systems Performance Index, Residual Heat Removal System	3Q/11	4Q/11	1Q/12	2Q/12	3Q/12	4Q/12	1Q/13	2Q/13
UAI (Δ CDF)	3.91E-08	4.06E-08	4.17E-08	3.83E-08	3.72E-08	3.20E-08	2.75E-08	2.64E-08
URI (Δ CDF)	-4.16E-08	-4.20E-08	-4.24E-08	-4.28E-08	-4.32E-08	-4.36E-08	-4.40E-08	-4.44E-08
PLE	NO	NO	NO	NO	NO	NO	NO	NO
Indicator value	-2.50E-09	-1.40E-09	-7.80E-10	-4.50E-09	-6.00E-09	-1.20E-08	-1.60E-08	-1.80E-08

Licensee Comments: none

Mitigating Systems Performance Index, Cooling Water Systems



Thresholds: White > 1.00E-6 Yellow > 1.00E-5 Red > 1.00E-4

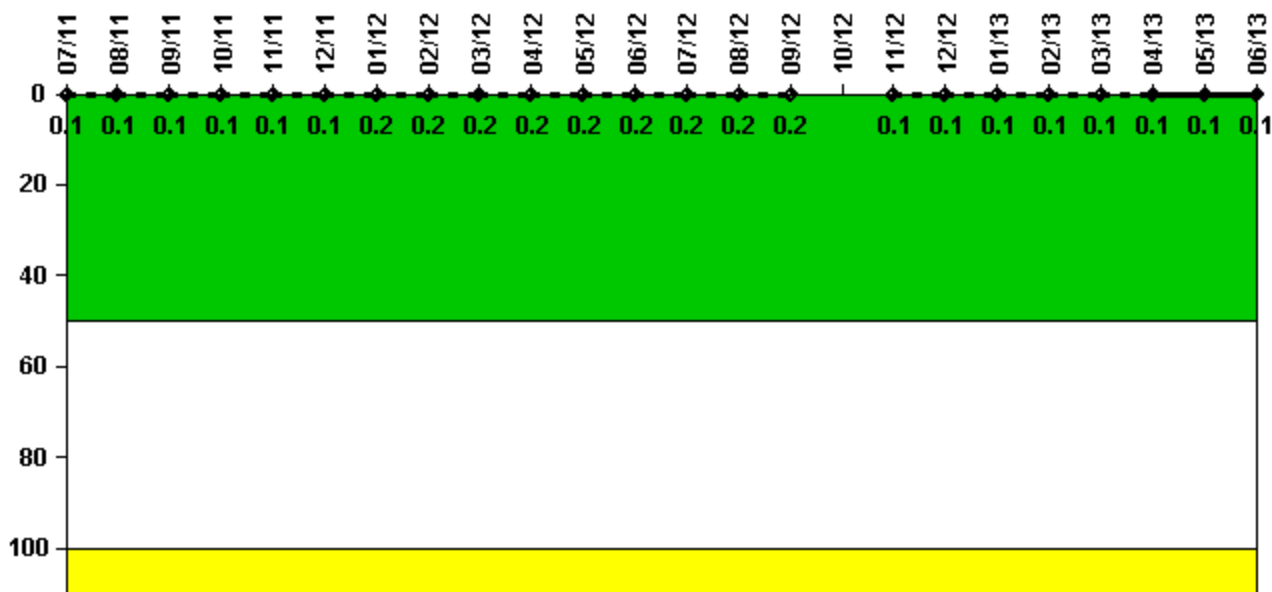
Notes

Mitigating Systems Performance Index, Cooling Water Systems	3Q/11	4Q/11	1Q/12	2Q/12	3Q/12	4Q/12	1Q/13	2Q/13
UAI (ΔCDF)	5.02E-08	4.08E-08	3.92E-08	1.63E-07	1.65E-07	1.75E-07	1.92E-07	2.11E-07
URI (ΔCDF)	-4.85E-08	-4.85E-08	-4.85E-08	-4.85E-08	-4.85E-08	-4.85E-08	-4.85E-08	6.04E-09
PLE	NO	NO	NO	NO	NO	NO	NO	NO
Indicator value	1.70E-09	7.70E-09	9.30E-09	1.10E-07	1.20E-07	1.30E-07	1.40E-07	2.20E-07

Licensee Comments:

3Q/12: Change July 2011 MSPI value for G-B ERCW pump from planned to unplanned hours of 52.33.

Reactor Coolant System Activity



Thresholds: White > 50.0 Yellow > 100.0

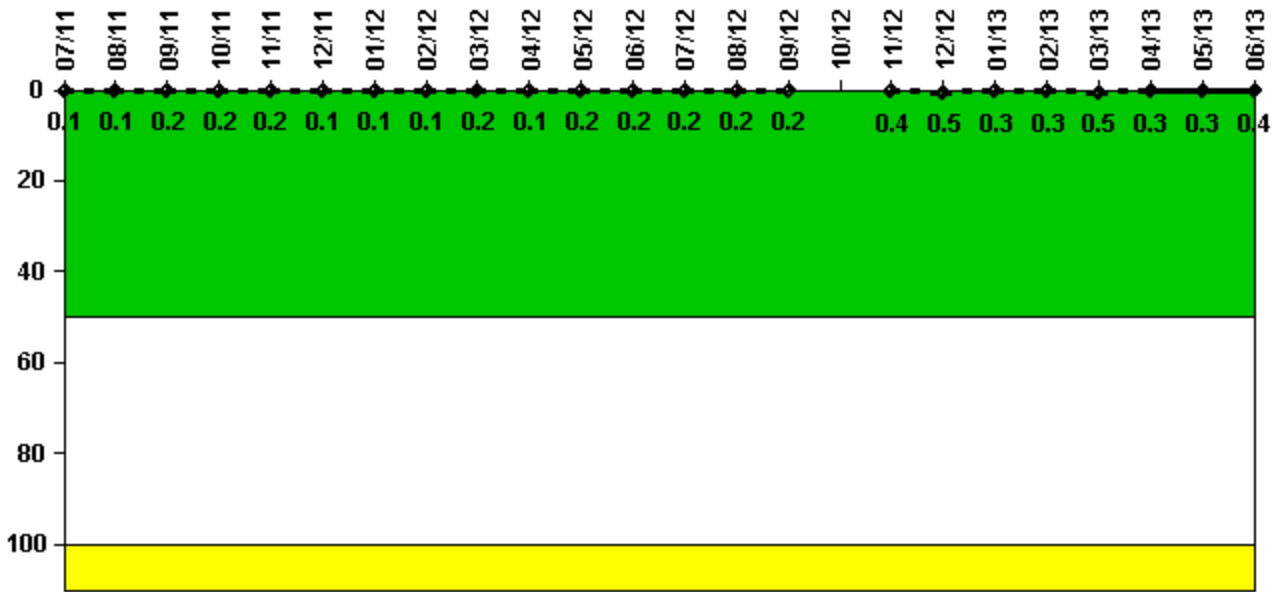
Notes

Reactor Coolant System Activity	7/11	8/11	9/11	10/11	11/11	12/11	1/12	2/12	3/12	4/12	5/12	6/12
Maximum activity	0.000338	0.000329	0.000336	0.000358	0.000360	0.000388	0.000401	0.000405	0.000417	0.000434	0.000442	0.000450
Technical specification limit	0.3	0.3	0.3	0.3	0.3	0.3	0.3	0.3	0.3	0.3	0.3	0.3
Indicator value	0.1	0.1	0.1	0.1	0.1	0.1	0.2	0.2	0.2	0.2	0.2	0.2

Reactor Coolant System Activity	7/12	8/12	9/12	10/12	11/12	12/12	1/13	2/13	3/13	4/13	5/13	6/13
Maximum activity	0.000466	0.000480	0.000491	N/A	0.000149	0.000160	0.000169	0.000171	0.000179	0.000196	0.000217	0.000211
Technical specification limit	0.3	0.3	0.3	0.3	0.3	0.3	0.3	0.3	0.3	0.3	0.3	0.3
Indicator value	0.2	0.2	0.2	N/A	0.1	0.1	0.1	0.1	0.1	0.1	0.1	0.1

Licensee Comments: none

Reactor Coolant System Leakage



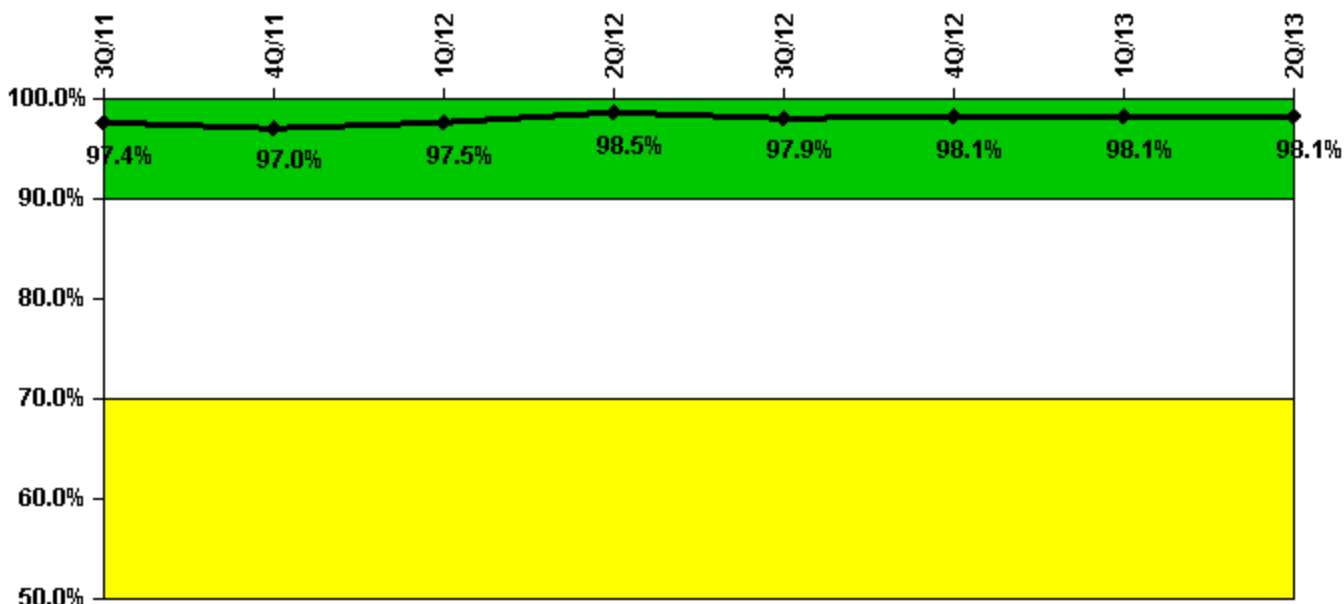
Thresholds: White > 50.0 Yellow > 100.0

Notes

Reactor Coolant System Leakage	7/11	8/11	9/11	10/11	11/11	12/11	1/12	2/12	3/12	4/12	5/12	6/12
Maximum leakage	0.010	0.010	0.020	0.020	0.020	0.010	0.010	0.010	0.020	0.010	0.020	0.020
Technical specification limit	10.0	10.0	10.0	10.0	10.0	10.0	10.0	10.0	10.0	10.0	10.0	10.0
Indicator value	0.1	0.1	0.2	0.2	0.2	0.1	0.1	0.1	0.2	0.1	0.2	0.2
Reactor Coolant System Leakage	7/12	8/12	9/12	10/12	11/12	12/12	1/13	2/13	3/13	4/13	5/13	6/13
Maximum leakage	0.020	0.020	0.020	N/A	0.040	0.050	0.030	0.030	0.050	0.030	0.030	0.040
Technical specification limit	10.0	10.0	10.0	10.0	10.0	10.0	10.0	10.0	10.0	10.0	10.0	10.0
Indicator value	0.2	0.2	0.2	N/A	0.4	0.5	0.3	0.3	0.5	0.3	0.3	0.4

Licensee Comments: none

Drill/Exercise Performance



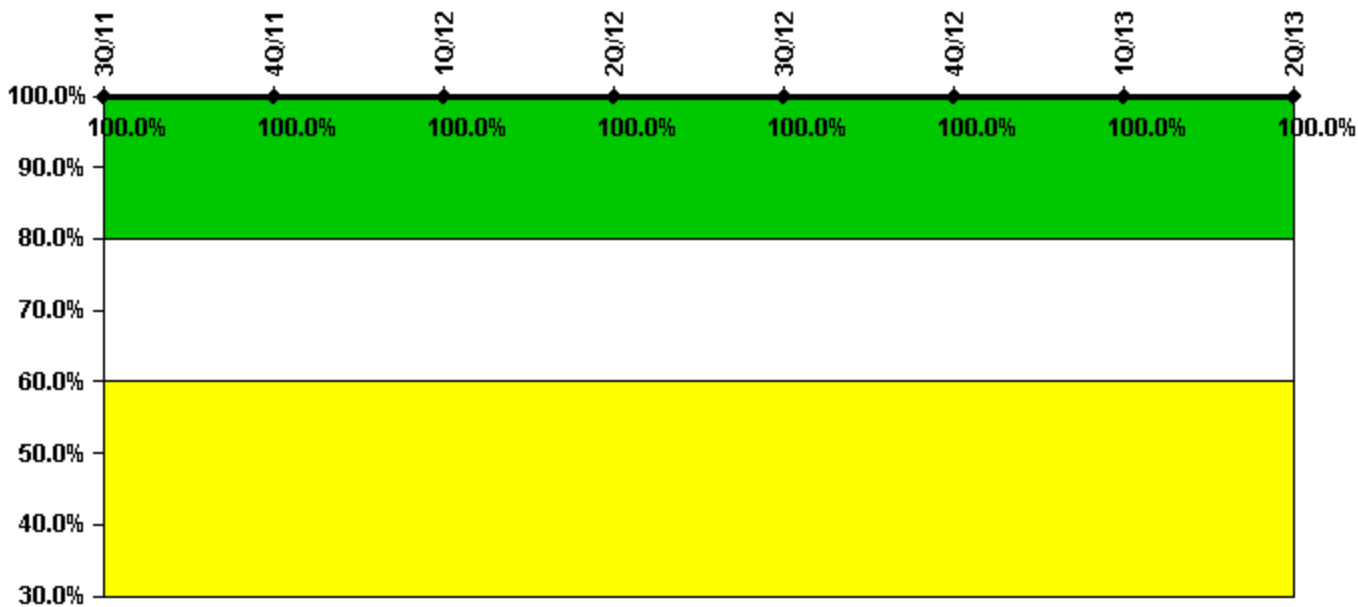
Thresholds: White < 90.0% Yellow < 70.0%

Notes

Drill/Exercise Performance	3Q/11	4Q/11	1Q/12	2Q/12	3Q/12	4Q/12	1Q/13	2Q/13
Successful opportunities	60.0	64.0	35.0	25.0	1.0	44.0	30.0	49.0
Total opportunities	60.0	67.0	35.0	26.0	2.0	44.0	30.0	50.0
Indicator value	97.4%	97.0%	97.5%	98.5%	97.9%	98.1%	98.1%	98.1%

Licensee Comments: none

ERO Drill Participation



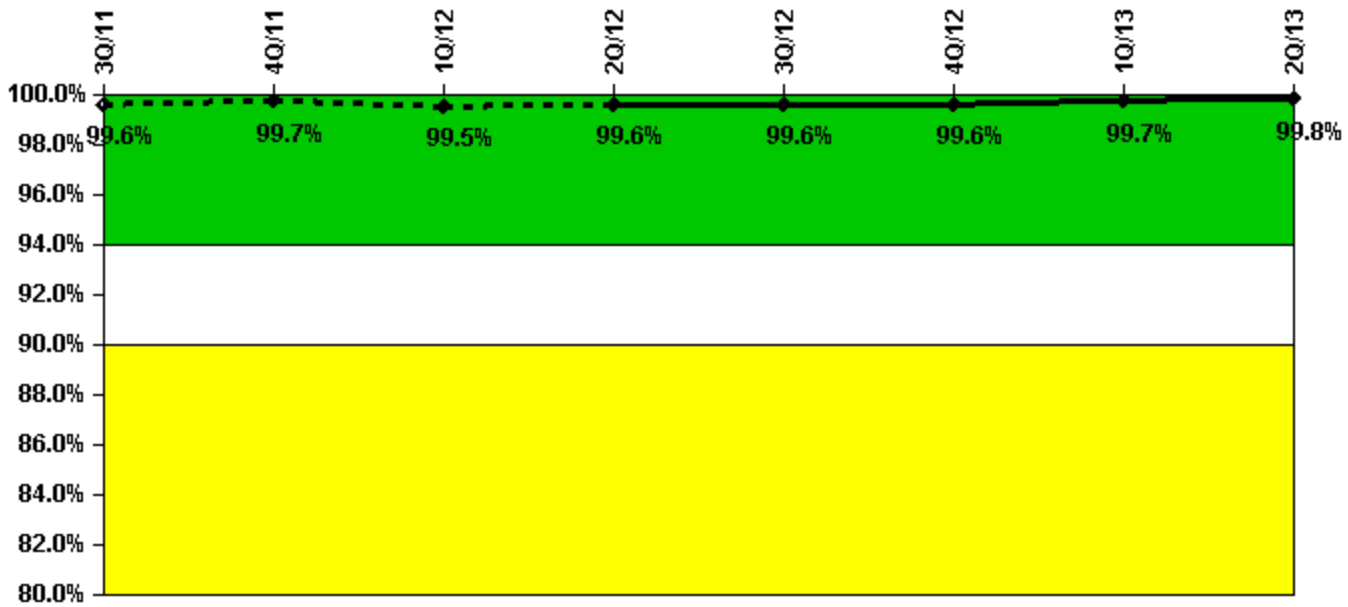
Thresholds: White < 80.0% Yellow < 60.0%

Notes

ERO Drill Participation	3Q/11	4Q/11	1Q/12	2Q/12	3Q/12	4Q/12	1Q/13	2Q/13
Participating Key personnel	74.0	70.0	69.0	71.0	69.0	72.0	75.0	73.0
Total Key personnel	74.0	70.0	69.0	71.0	69.0	72.0	75.0	73.0
Indicator value	100.0%	100.0%	100.0%	100.0%	100.0%	100.0%	100.0%	100.0%

Licensee Comments: none

Alert & Notification System



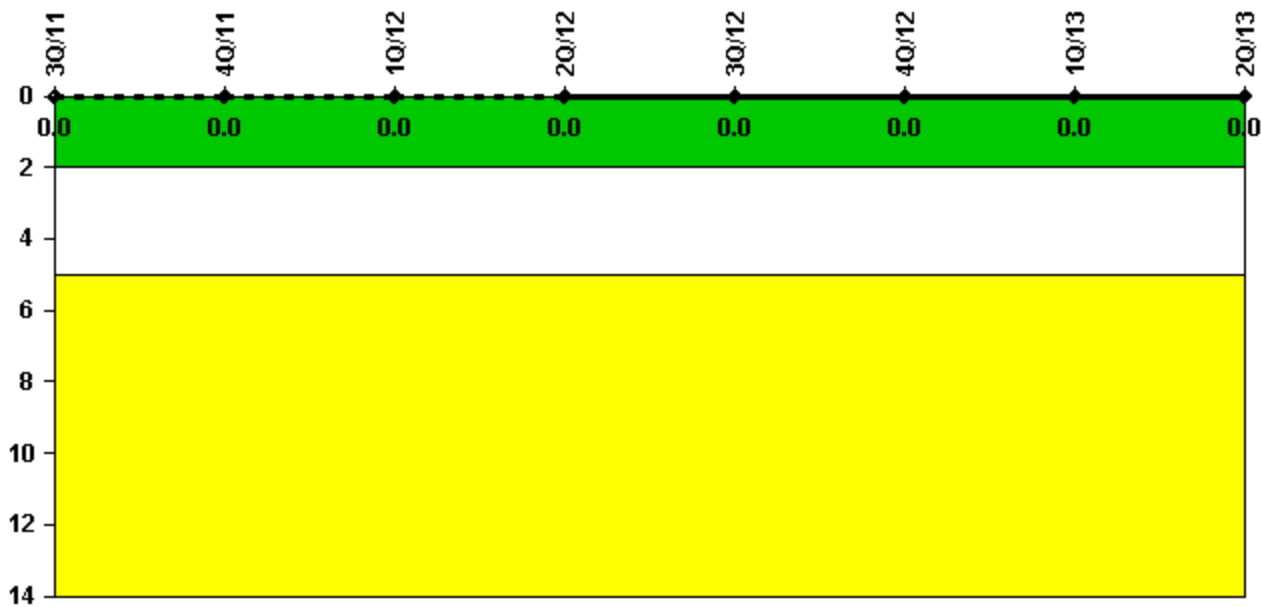
Thresholds: White < 94.0% Yellow < 90.0%

Notes

Alert & Notification System	3Q/11	4Q/11	1Q/12	2Q/12	3Q/12	4Q/12	1Q/13	2Q/13
Successful siren-tests	788	790	787	787	789	692	887	792
Total sirens-tests	792	792	792	790	792	693	890	792
Indicator value	99.6%	99.7%	99.5%	99.6%	99.6%	99.6%	99.7%	99.8%

Licensee Comments: none

Occupational Exposure Control Effectiveness



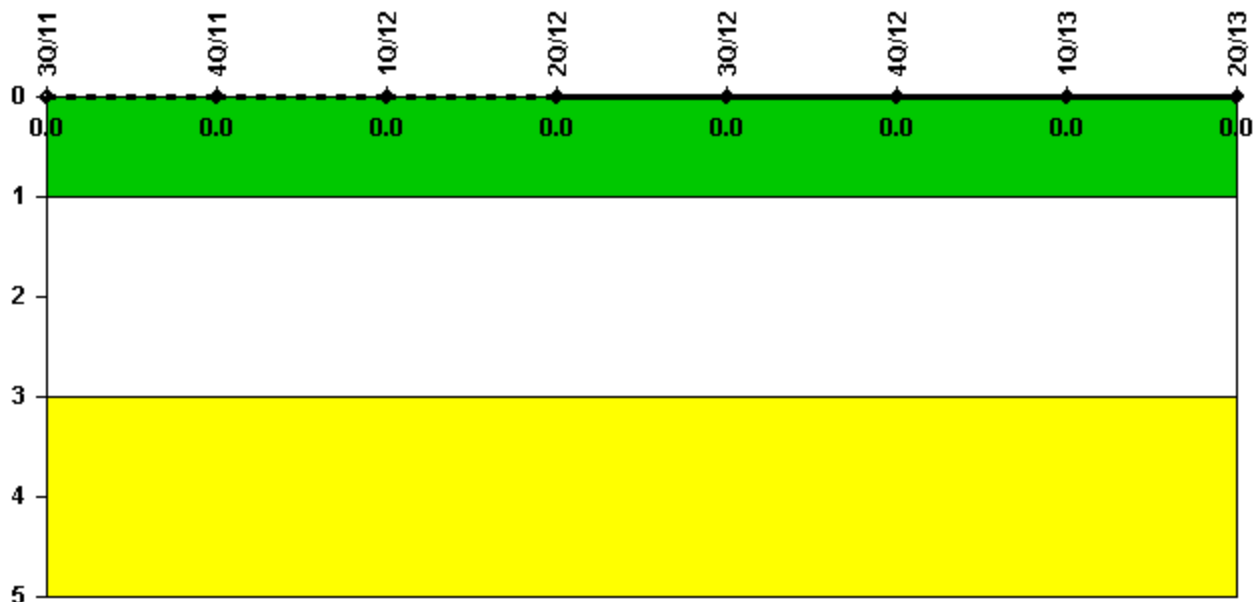
Thresholds: White > 2.0 Yellow > 5.0

Notes

Occupational Exposure Control Effectiveness	3Q/11	4Q/11	1Q/12	2Q/12	3Q/12	4Q/12	1Q/13	2Q/13
High radiation area occurrences	0	0	0	0	0	0	0	0
Very high radiation area occurrences	0	0	0	0	0	0	0	0
Unintended exposure occurrences	0	0	0	0	0	0	0	0
Indicator value	0	0	0	0	0	0	0	0

Licensee Comments: none

RETS/ODCM Radiological Effluent



Thresholds: White > 1.0 Yellow > 3.0

Notes

RETS/ODCM Radiological Effluent	3Q/11	4Q/11	1Q/12	2Q/12	3Q/12	4Q/12	1Q/13	2Q/13
RETS/ODCM occurrences	0	0	0	0	0	0	0	0
Indicator value	0	0	0	0	0	0	0	0

Licensee Comments: none

Although the Security Cornerstone is included in the Reactor Oversight Process assessment program, the Commission has decided that specific information related to findings and performance indicators pertaining to the Security Cornerstone will not be publicly available to ensure that security information is not provided to a possible adversary. Other than the fact that a finding or performance indicator is Green or Greater-Than-Green, security related information will not be displayed on the public web page.

 [Action Matrix Summary](#) | [Inspection Findings Summary](#) | [PI Summary](#) | [Reactor Oversight Process](#)

Last Modified: August 19, 2013