

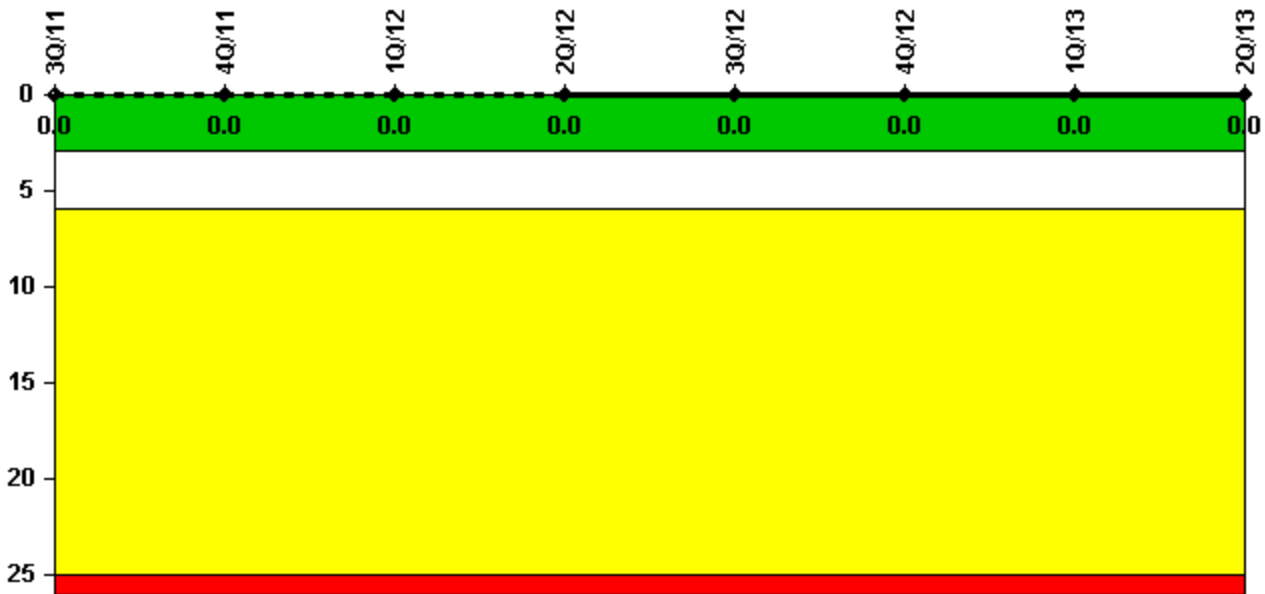
# Vermont Yankee

## 2Q/2013 Performance Indicators

The solid trend line represents the current reporting period.

Licensee's General Comments: none

### Unplanned Scrams per 7000 Critical Hrs



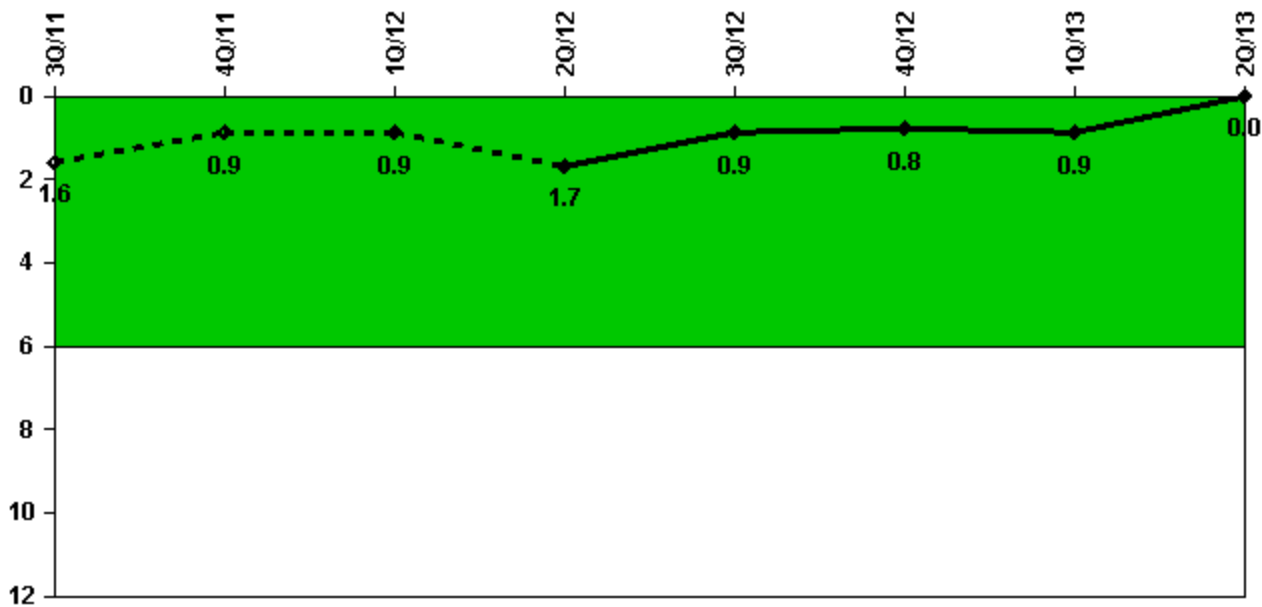
Thresholds: White > 3.0 Yellow > 6.0 Red > 25.0

### Notes

| Unplanned Scrams per 7000 Critical Hrs | 3Q/11  | 4Q/11  | 1Q/12  | 2Q/12  | 3Q/12  | 4Q/12  | 1Q/13  | 2Q/13  |
|----------------------------------------|--------|--------|--------|--------|--------|--------|--------|--------|
| Unplanned scrams                       | 0      | 0      | 0      | 0      | 0      | 0      | 0      | 0      |
| Critical hours                         | 2208.0 | 1626.3 | 2183.0 | 2184.0 | 2208.0 | 2209.0 | 1633.9 | 2090.8 |
| Indicator value                        | 0      | 0      | 0      | 0      | 0      | 0      | 0      | 0      |

Licensee Comments: none

### Unplanned Power Changes per 7000 Critical Hrs



Thresholds: White > 6.0

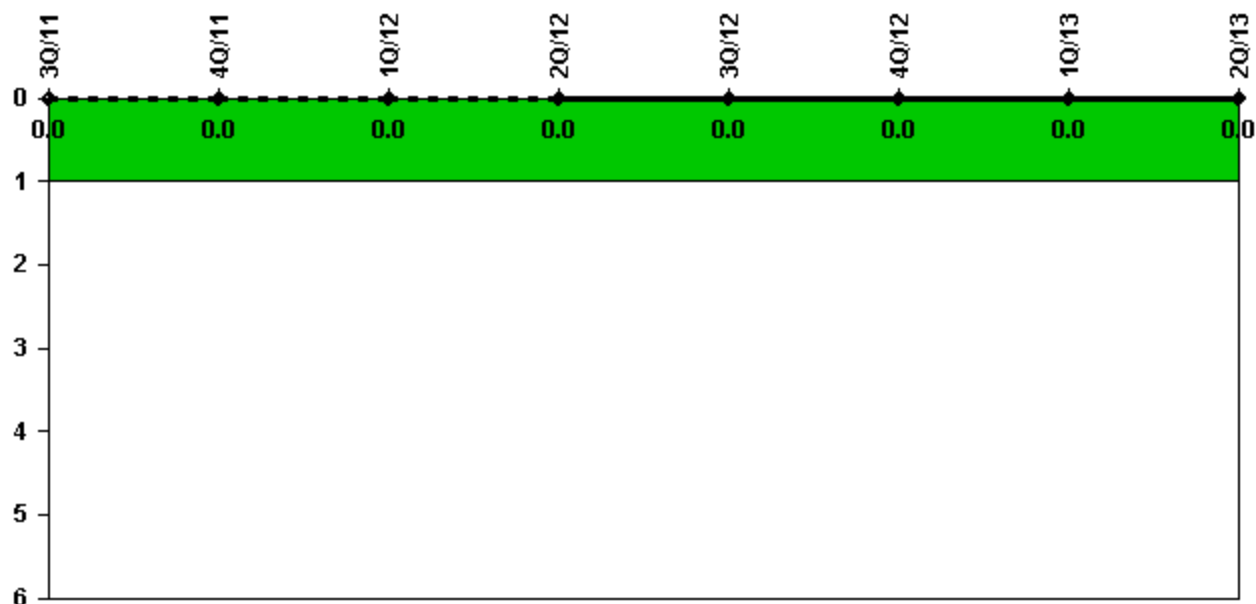
#### Notes

| Unplanned Power Changes per 7000 Critical Hrs | 3Q/11      | 4Q/11      | 1Q/12      | 2Q/12      | 3Q/12      | 4Q/12      | 1Q/13      | 2Q/13    |
|-----------------------------------------------|------------|------------|------------|------------|------------|------------|------------|----------|
| Unplanned power changes                       | 1.0        | 0          | 0          | 1.0        | 0          | 0          | 0          | 0        |
| Critical hours                                | 2208.0     | 1626.3     | 2183.0     | 2184.0     | 2208.0     | 2209.0     | 1633.9     | 2090.8   |
| <b>Indicator value</b>                        | <b>1.6</b> | <b>0.9</b> | <b>0.9</b> | <b>1.7</b> | <b>0.9</b> | <b>0.8</b> | <b>0.9</b> | <b>0</b> |

Licensee Comments:

3Q/11: Recirculation Pump motor generator (MG) set trip

### Unplanned Scrams with Complications



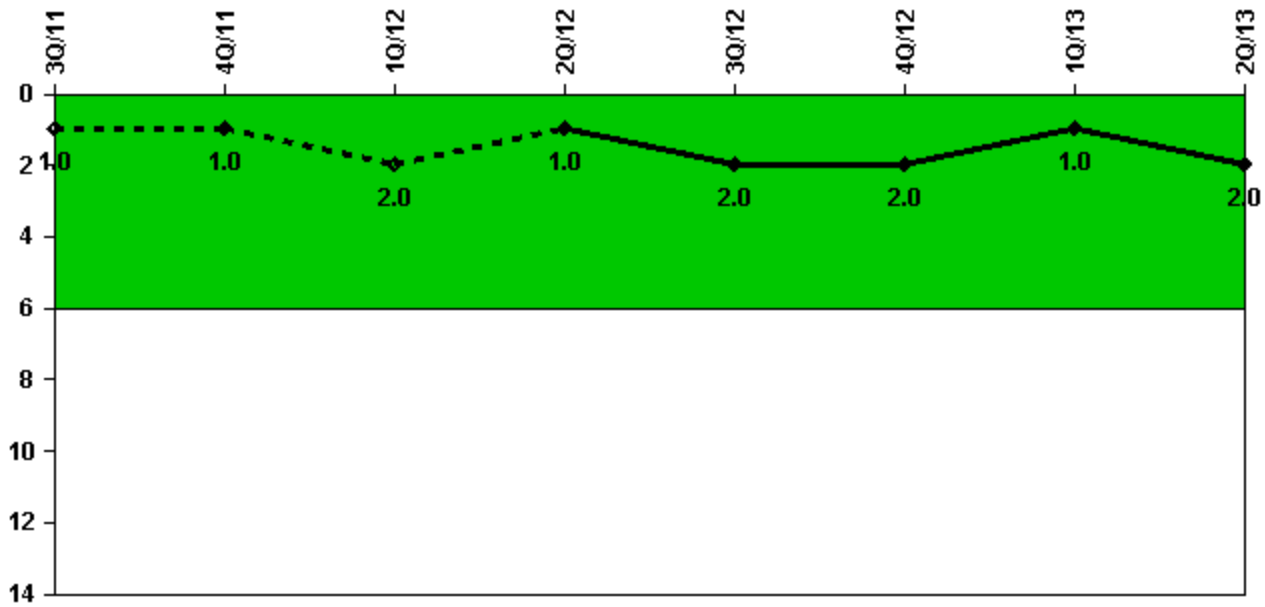
Thresholds: White > 1.0

#### Notes

| Unplanned Scrams with Complications | 3Q/11      | 4Q/11      | 1Q/12      | 2Q/12      | 3Q/12      | 4Q/12      | 1Q/13      | 2Q/13      |
|-------------------------------------|------------|------------|------------|------------|------------|------------|------------|------------|
| Scrams with complications           | 0          | 0          | 0          | 0          | 0          | 0          | 0          | 0          |
|                                     |            |            |            |            |            |            |            |            |
| <b>Indicator value</b>              | <b>0.0</b> | <b>0.0</b> | <b>0.0</b> | <b>0.0</b> | <b>0.0</b> | <b>0.0</b> | <b>0.0</b> | <b>0.0</b> |

Licensee Comments: none

### Safety System Functional Failures (BWR)



Thresholds: White > 6.0

#### Notes

| Safety System Functional Failures (BWR) | 3Q/11    | 4Q/11    | 1Q/12    | 2Q/12    | 3Q/12    | 4Q/12    | 1Q/13    | 2Q/13    |
|-----------------------------------------|----------|----------|----------|----------|----------|----------|----------|----------|
| Safety System Functional Failures       | 0        | 0        | 1        | 0        | 1        | 0        | 0        | 1        |
| <b>Indicator value</b>                  | <b>1</b> | <b>1</b> | <b>2</b> | <b>1</b> | <b>2</b> | <b>2</b> | <b>1</b> | <b>2</b> |


Licensee Comments:

2Q/13: LER 2013-001, Potential to Flood Switchgear Room Due to Missing Conduit Flood Seal

3Q/12: LER 2012-01, Potential to Flood Switchgear Room due to Missing Conduit Flood Seal

1Q/12: LER 2011-02

### Mitigating Systems Performance Index, Emergency AC Power System



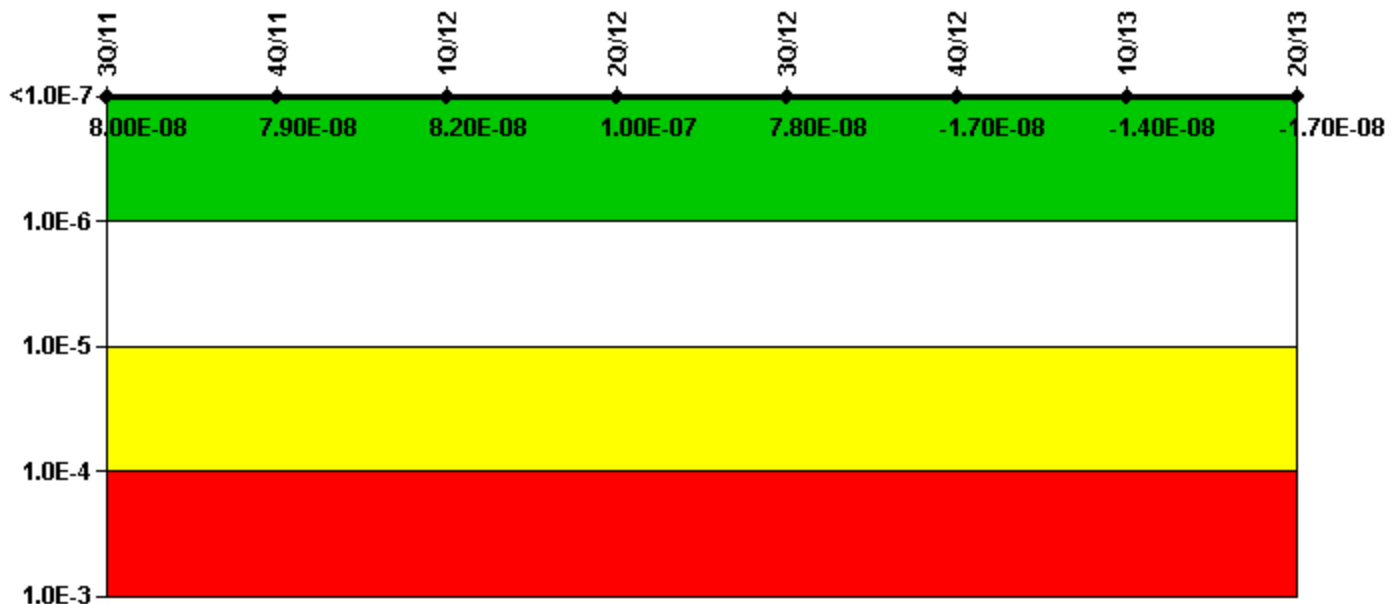
Thresholds: White > 1.00E-6 Yellow > 1.00E-5 Red > 1.00E-4

#### Notes

| Mitigating Systems Performance Index, Emergency AC Power System | 3Q/11     | 4Q/11     | 1Q/12     | 2Q/12     | 3Q/12     | 4Q/12     | 1Q/13     | 2Q/13     |
|-----------------------------------------------------------------|-----------|-----------|-----------|-----------|-----------|-----------|-----------|-----------|
| UAI ( $\Delta$ CDF)                                             | -4.53E-09 | 2.25E-08  | 5.92E-08  | 5.92E-08  | 5.92E-08  | 6.73E-09  | 9.00E-09  | 9.92E-09  |
| URI ( $\Delta$ CDF)                                             | -4.19E-07 | -4.17E-07 | -4.14E-07 | -4.11E-07 | -4.11E-07 | -1.83E-07 | -1.83E-07 | -1.69E-07 |
| PLE                                                             | NO        | NO        | NO        | NO        | NO        | NO        | NO        | NO        |
| Indicator value                                                 | -4.20E-07 | -3.90E-07 | -3.50E-07 | -3.50E-07 | -3.50E-07 | -1.80E-07 | -1.70E-07 | -1.60E-07 |

Licensee Comments: none

### Mitigating Systems Performance Index, High Pressure Injection System



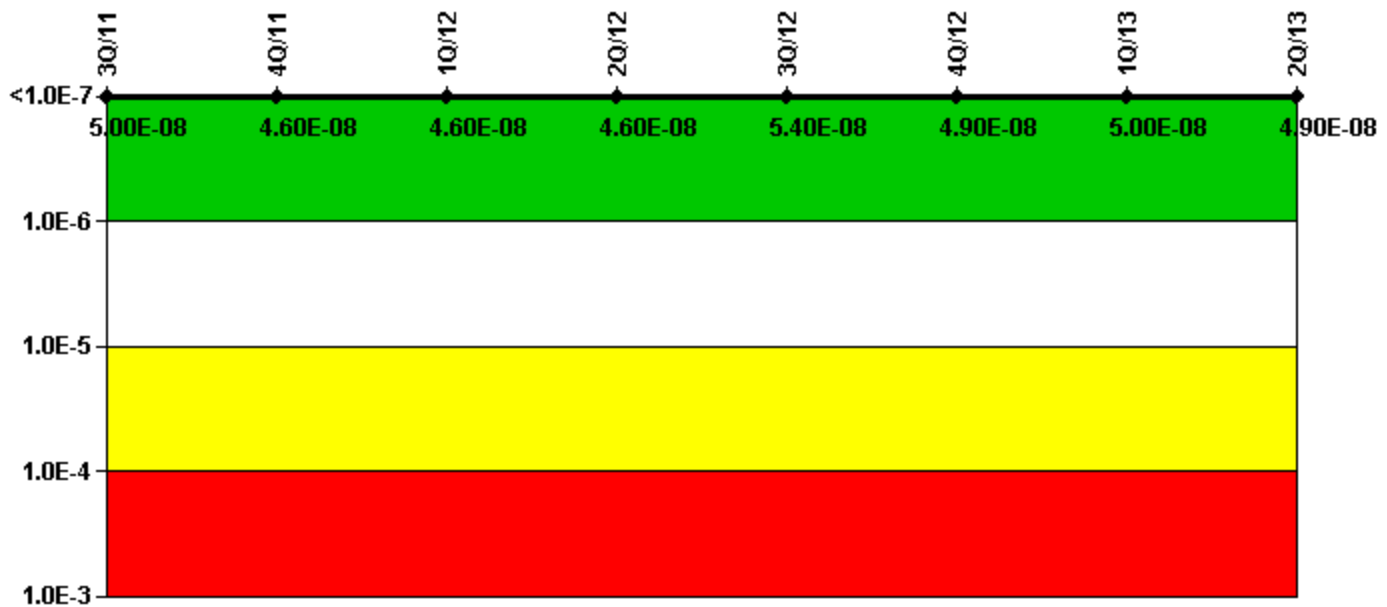
Thresholds: White > 1.00E-6 Yellow > 1.00E-5 Red > 1.00E-4

#### Notes

| Mitigating Systems Performance Index, High Pressure Injection System | 3Q/11     | 4Q/11     | 1Q/12     | 2Q/12    | 3Q/12     | 4Q/12     | 1Q/13     | 2Q/13     |
|----------------------------------------------------------------------|-----------|-----------|-----------|----------|-----------|-----------|-----------|-----------|
| UAI ( $\Delta$ CDF)                                                  | -1.43E-08 | -1.55E-08 | -1.56E-08 | 2.83E-09 | -1.95E-08 | -4.70E-08 | -4.56E-08 | -4.73E-08 |
| URI ( $\Delta$ CDF)                                                  | 9.47E-08  | 9.50E-08  | 9.81E-08  | 9.80E-08 | 9.79E-08  | 3.04E-08  | 3.15E-08  | 3.04E-08  |
| PLE                                                                  | NO        | NO        | NO        | NO       | NO        | NO        | NO        | NO        |
| Indicator value                                                      | 8.00E-08  | 7.90E-08  | 8.20E-08  | 1.00E-07 | 7.80E-08  | -1.70E-08 | -1.40E-08 | -1.70E-08 |

Licensee Comments: none

### Mitigating Systems Performance Index, Heat Removal System



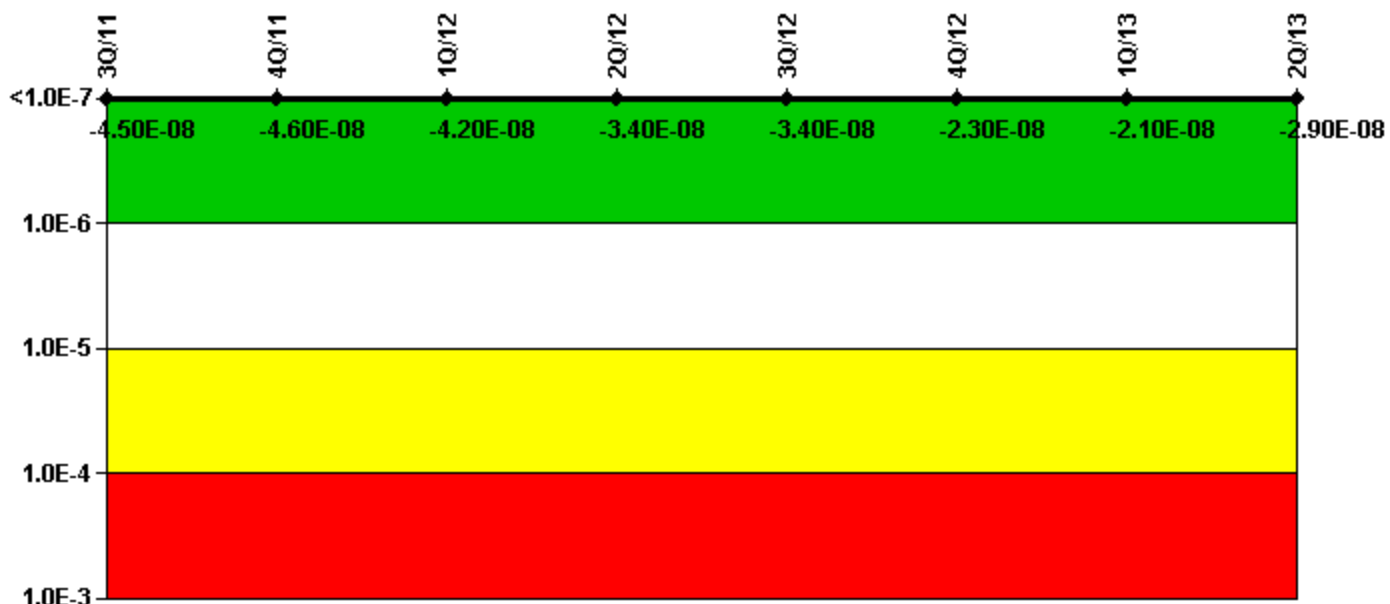
Thresholds: White > 1.00E-6 Yellow > 1.00E-5 Red > 1.00E-4

#### Notes

| Mitigating Systems Performance Index, Heat Removal System | 3Q/11    | 4Q/11     | 1Q/12     | 2Q/12     | 3Q/12    | 4Q/12    | 1Q/13    | 2Q/13    |
|-----------------------------------------------------------|----------|-----------|-----------|-----------|----------|----------|----------|----------|
| UAI ( $\Delta$ CDF)                                       | 2.65E-09 | -3.19E-09 | -3.20E-09 | -3.20E-09 | 4.90E-09 | 1.31E-08 | 1.39E-08 | 1.31E-08 |
| URI ( $\Delta$ CDF)                                       | 4.70E-08 | 4.87E-08  | 4.87E-08  | 4.87E-08  | 4.87E-08 | 3.62E-08 | 3.62E-08 | 3.63E-08 |
| PLE                                                       | NO       | NO        | NO        | NO        | NO       | NO       | NO       | NO       |
| Indicator value                                           | 5.00E-08 | 4.60E-08  | 4.60E-08  | 4.60E-08  | 5.40E-08 | 4.90E-08 | 5.00E-08 | 4.90E-08 |

Licensee Comments: none

### Mitigating Systems Performance Index, Residual Heat Removal System



Thresholds: White > 1.00E-6 Yellow > 1.00E-5 Red > 1.00E-4

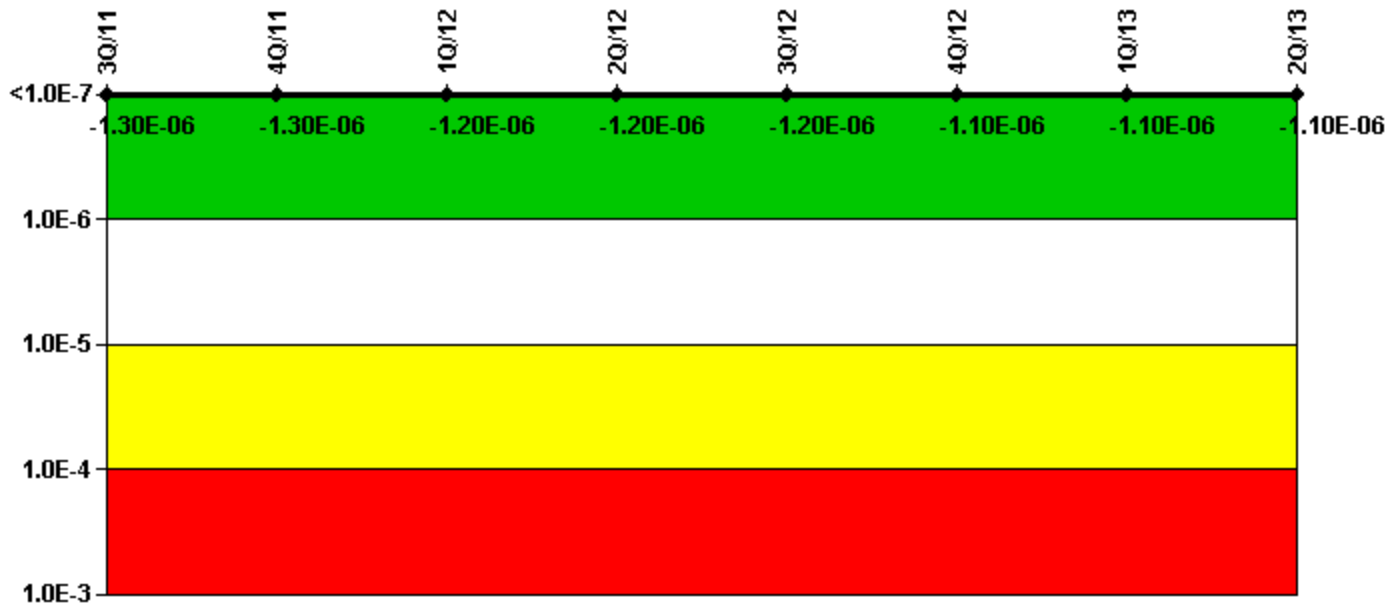
#### Notes

| Mitigating Systems Performance Index, Residual Heat Removal System | 3Q/11     | 4Q/11     | 1Q/12     | 2Q/12     | 3Q/12     | 4Q/12     | 1Q/13     | 2Q/13     |
|--------------------------------------------------------------------|-----------|-----------|-----------|-----------|-----------|-----------|-----------|-----------|
| UAI ( $\Delta$ CDF)                                                | 6.37E-09  | 6.65E-09  | 9.59E-09  | 1.67E-08  | 1.67E-08  | 1.39E-08  | 1.69E-08  | 7.11E-09  |
| URI ( $\Delta$ CDF)                                                | -5.14E-08 | -5.22E-08 | -5.14E-08 | -5.12E-08 | -5.10E-08 | -3.72E-08 | -3.81E-08 | -3.63E-08 |
| PLE                                                                | NO        | NO        | NO        | NO        | NO        | NO        | NO        | NO        |
| Indicator value                                                    | -4.50E-08 | -4.60E-08 | -4.20E-08 | -3.40E-08 | -3.40E-08 | -2.30E-08 | -2.10E-08 | -2.90E-08 |

Licensee Comments: none



### Mitigating Systems Performance Index, Cooling Water Systems



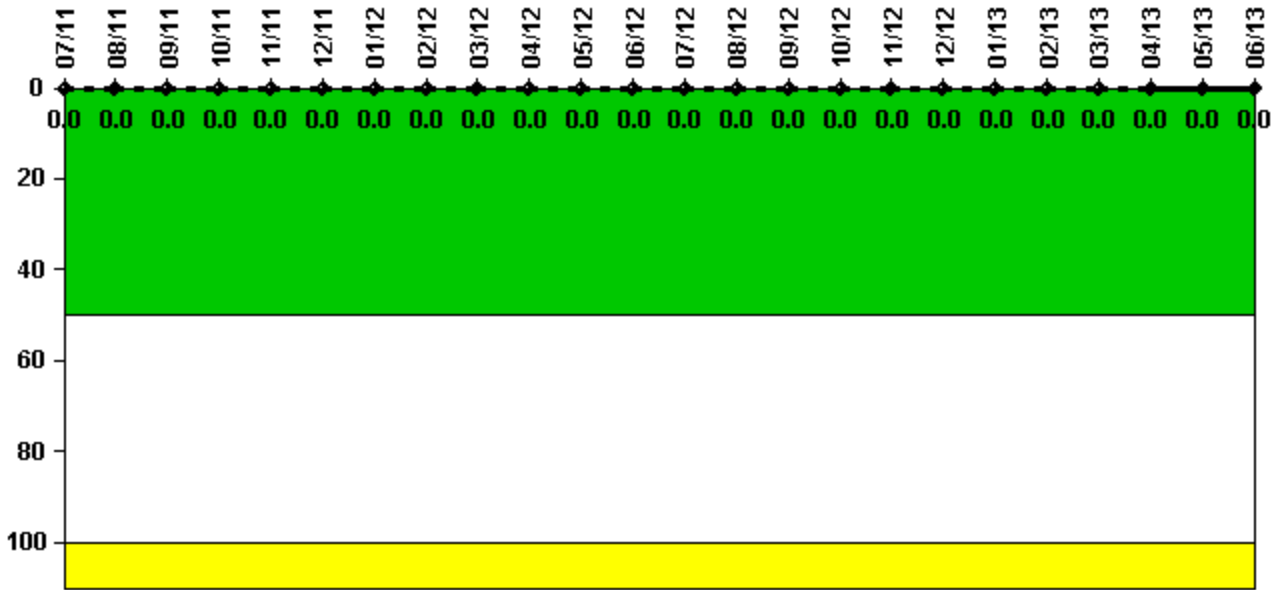
Thresholds: White > 1.00E-6 Yellow > 1.00E-5 Red > 1.00E-4

#### Notes

| Mitigating Systems Performance Index, Cooling Water Systems | 3Q/11     | 4Q/11     | 1Q/12     | 2Q/12     | 3Q/12     | 4Q/12     | 1Q/13     | 2Q/13     |
|-------------------------------------------------------------|-----------|-----------|-----------|-----------|-----------|-----------|-----------|-----------|
| UAI ( $\Delta$ CDF)                                         | 7.15E-08  | 7.20E-08  | 9.31E-08  | 1.00E-07  | 1.00E-07  | 7.31E-08  | 1.28E-07  | 1.16E-07  |
| URI ( $\Delta$ CDF)                                         | -1.36E-06 | -1.35E-06 | -1.31E-06 | -1.30E-06 | -1.28E-06 | -1.19E-06 | -1.23E-06 | -1.18E-06 |
| PLE                                                         | NO        | NO        | NO        | NO        | NO        | NO        | NO        | NO        |
| Indicator value                                             | -1.30E-06 | -1.30E-06 | -1.20E-06 | -1.20E-06 | -1.20E-06 | -1.10E-06 | -1.10E-06 | -1.10E-06 |

Licensee Comments: none

### Reactor Coolant System Activity



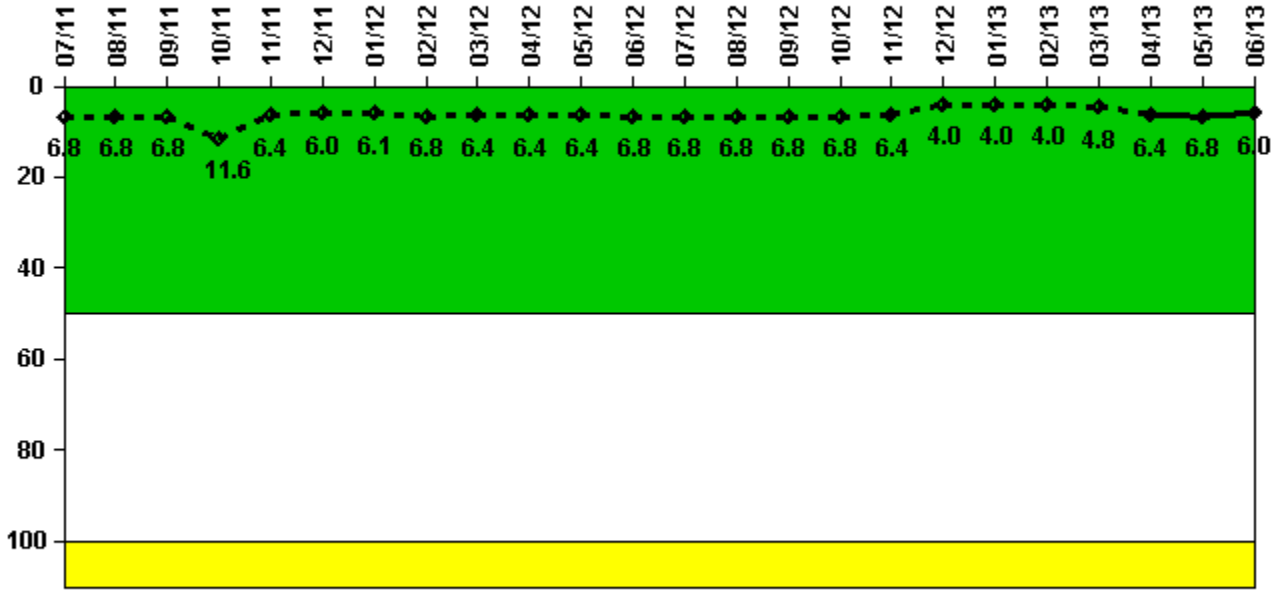
Thresholds: White > 50.0 Yellow > 100.0

#### Notes

| Reactor Coolant System Activity | 7/11     | 8/11     | 9/11     | 10/11    | 11/11    | 12/11    | 1/12     | 2/12     | 3/12     | 4/12     | 5/12     | 6/12     |
|---------------------------------|----------|----------|----------|----------|----------|----------|----------|----------|----------|----------|----------|----------|
| Maximum activity                | 0.000016 | 0.000019 | 0.000018 | 0.000019 | 0.000004 | 0.000006 | 0.000009 | 0.000007 | 0.000010 | 0.000007 | 0.000009 | 0.000009 |
| Technical specification limit   | 1.1      | 1.1      | 1.1      | 1.1      | 1.1      | 1.1      | 1.1      | 1.1      | 1.1      | 1.1      | 1.1      | 1.1      |
| Indicator value                 | 0        | 0        | 0        | 0        | 0        | 0        | 0        | 0        | 0        | 0        | 0        | 0        |
| Reactor Coolant System Activity | 7/12     | 8/12     | 9/12     | 10/12    | 11/12    | 12/12    | 1/13     | 2/13     | 3/13     | 4/13     | 5/13     | 6/13     |
| Maximum activity                | 0.000009 | 0.000006 | 0.000005 | 0.000006 | 0.000006 | 0.000011 | 0.000008 | 0.000013 | 0.000009 | 0.000005 | 0.000007 | 0.000010 |
| Technical specification limit   | 1.1      | 1.1      | 1.1      | 1.1      | 1.1      | 1.1      | 1.1      | 1.1      | 1.1      | 1.1      | 1.1      | 1.1      |
| Indicator value                 | 0        | 0        | 0        | 0        | 0        | 0        | 0        | 0        | 0        | 0        | 0        | 0        |

Licensee Comments: none

### Reactor Coolant System Leakage



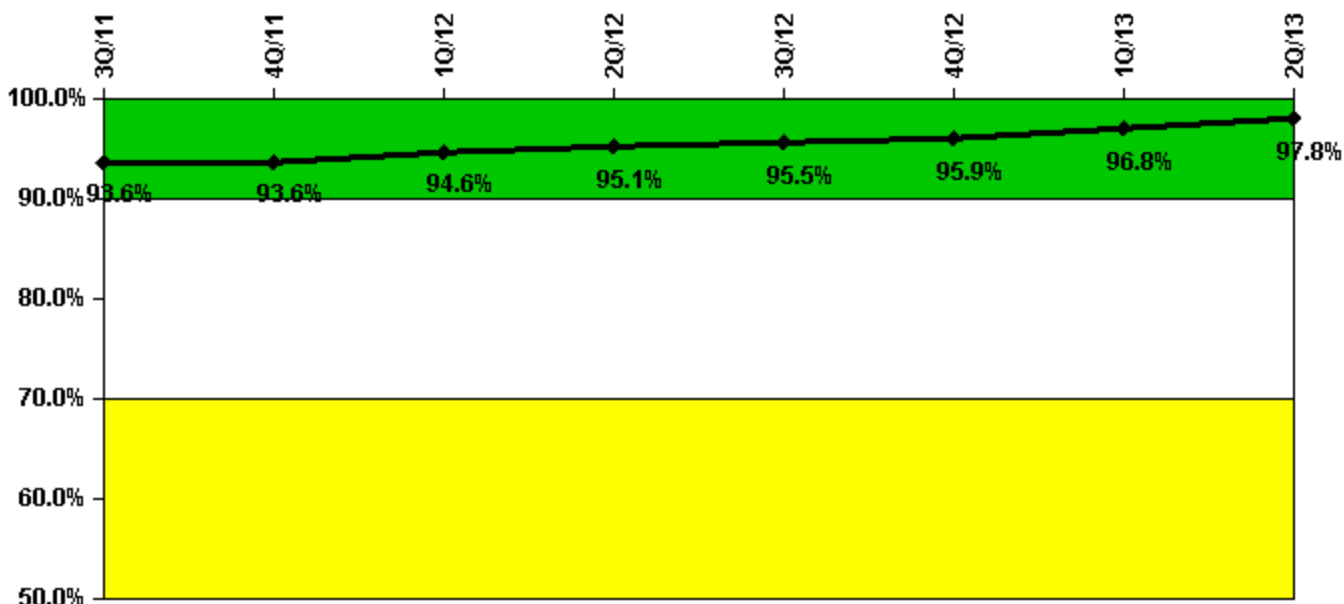
Thresholds: White > 50.0 Yellow > 100.0

#### Notes

| Reactor Coolant System Leakage | 7/11  | 8/11  | 9/11  | 10/11 | 11/11 | 12/11 | 1/12  | 2/12  | 3/12  | 4/12  | 5/12  | 6/12  |
|--------------------------------|-------|-------|-------|-------|-------|-------|-------|-------|-------|-------|-------|-------|
| Maximum leakage                | 1.700 | 1.700 | 1.700 | 2.900 | 1.600 | 1.500 | 1.530 | 1.700 | 1.600 | 1.600 | 1.600 | 1.700 |
| Technical specification limit  | 25.0  | 25.0  | 25.0  | 25.0  | 25.0  | 25.0  | 25.0  | 25.0  | 25.0  | 25.0  | 25.0  | 25.0  |
| Indicator value                | 6.8   | 6.8   | 6.8   | 11.6  | 6.4   | 6.0   | 6.1   | 6.8   | 6.4   | 6.4   | 6.4   | 6.8   |
| Reactor Coolant System Leakage | 7/12  | 8/12  | 9/12  | 10/12 | 11/12 | 12/12 | 1/13  | 2/13  | 3/13  | 4/13  | 5/13  | 6/13  |
| Maximum leakage                | 1.700 | 1.700 | 1.700 | 1.700 | 1.600 | 1.000 | 1.000 | 1.000 | 1.200 | 1.600 | 1.700 | 1.500 |
| Technical specification limit  | 25.0  | 25.0  | 25.0  | 25.0  | 25.0  | 25.0  | 25.0  | 25.0  | 25.0  | 25.0  | 25.0  | 25.0  |
| Indicator value                | 6.8   | 6.8   | 6.8   | 6.8   | 6.4   | 4.0   | 4.0   | 4.0   | 4.8   | 6.4   | 6.8   | 6.0   |

Licensee Comments: none

### Drill/Exercise Performance



Thresholds: White < 90.0% Yellow < 70.0%

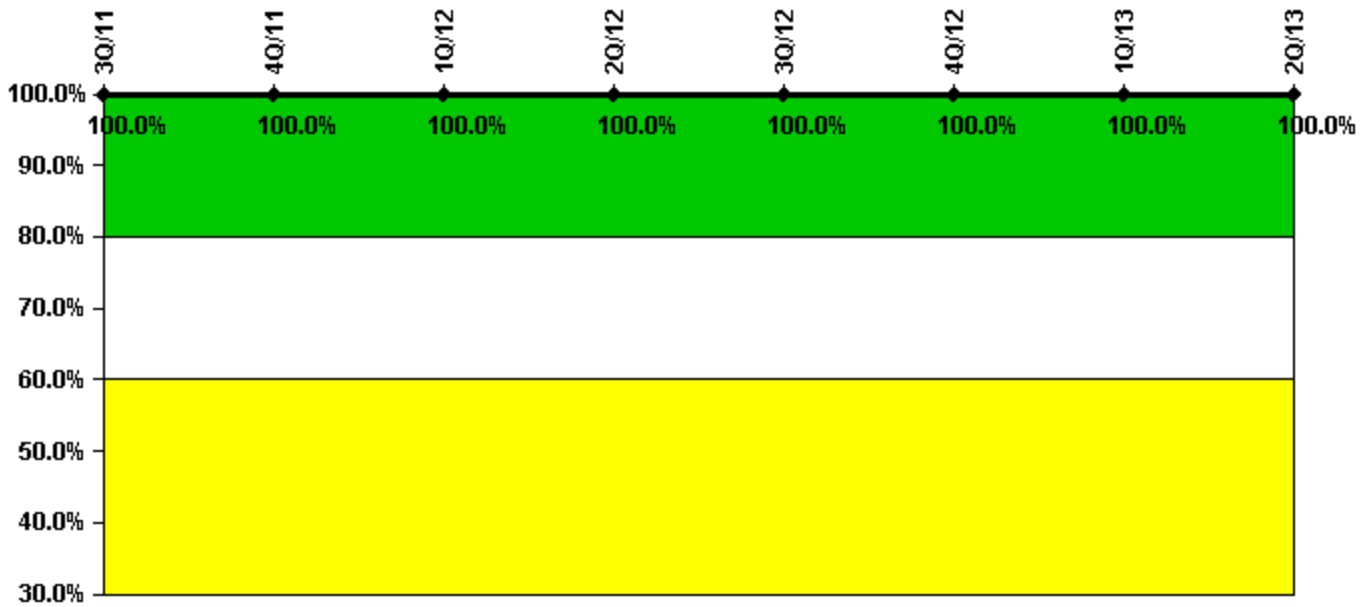
#### Notes

| Drill/Exercise Performance | 3Q/11 | 4Q/11 | 1Q/12 | 2Q/12 | 3Q/12 | 4Q/12 | 1Q/13 | 2Q/13 |
|----------------------------|-------|-------|-------|-------|-------|-------|-------|-------|
| Successful opportunities   | 26.0  | 12.0  | 16.0  | 29.0  | 34.0  | 8.0   | 18.0  | 34.0  |
| Total opportunities        | 28.0  | 12.0  | 16.0  | 30.0  | 35.0  | 8.0   | 18.0  | 34.0  |
| Indicator value            | 93.6% | 93.6% | 94.6% | 95.1% | 95.5% | 95.9% | 96.8% | 97.8% |

#### Licensee Comments:

3Q/11: A March 2012 self-assessment found guidance from NRC FAQ-471 was not implemented at VY. The period from July 2010 to September 2011 was affected. The PI remained green for the period after affected notification opportunities were removed.

### ERO Drill Participation



Thresholds: White < 80.0% Yellow < 60.0%

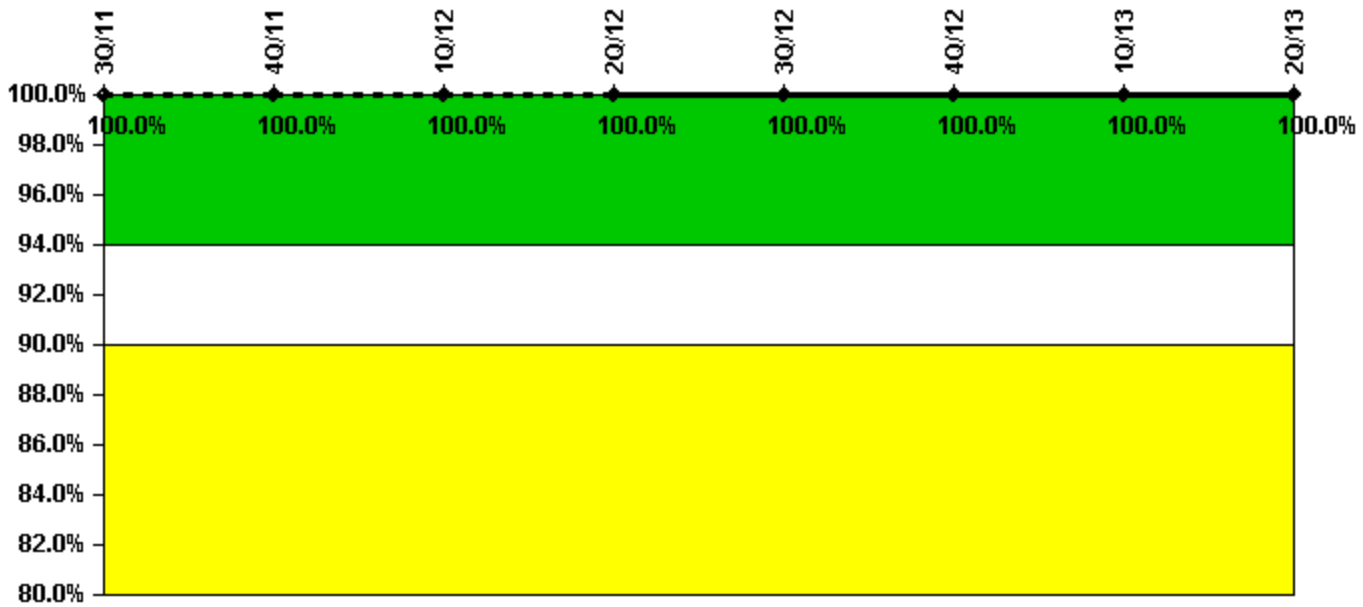
#### Notes

| ERO Drill Participation     | 3Q/11  | 4Q/11  | 1Q/12  | 2Q/12  | 3Q/12  | 4Q/12  | 1Q/13  | 2Q/13  |
|-----------------------------|--------|--------|--------|--------|--------|--------|--------|--------|
| Participating Key personnel | 73.0   | 71.0   | 70.0   | 69.0   | 72.0   | 76.0   | 72.0   | 71.0   |
| Total Key personnel         | 73.0   | 71.0   | 70.0   | 69.0   | 72.0   | 76.0   | 72.0   | 71.0   |
| Indicator value             | 100.0% | 100.0% | 100.0% | 100.0% | 100.0% | 100.0% | 100.0% | 100.0% |

Licensee Comments:

2Q/12: Corrected numerical error in June 2012 from 67 to 69. No impact on PI color.

### Alert & Notification System



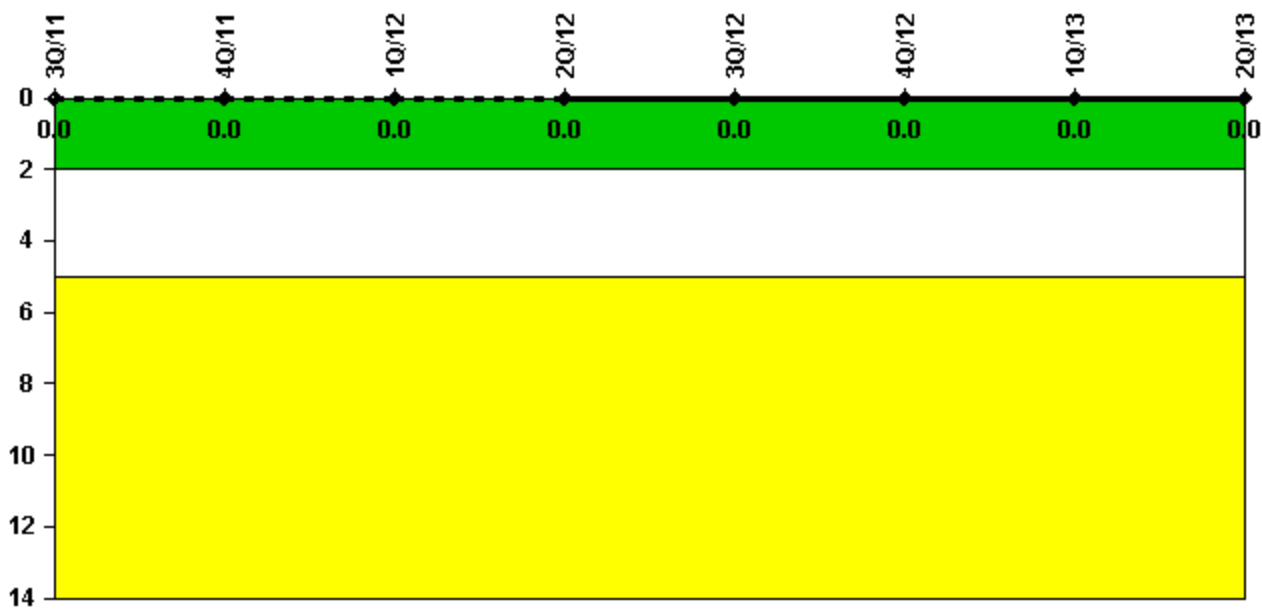
Thresholds: White < 94.0% Yellow < 90.0%

#### Notes

| Alert & Notification System | 3Q/11  | 4Q/11  | 1Q/12  | 2Q/12  | 3Q/12  | 4Q/12  | 1Q/13  | 2Q/13  |
|-----------------------------|--------|--------|--------|--------|--------|--------|--------|--------|
| Successful siren-tests      | 63     | 59     | 63     | 63     | 63     | 63     | 63     | 63     |
| Total sirens-tests          | 63     | 59     | 63     | 63     | 63     | 63     | 63     | 63     |
| Indicator value             | 100.0% | 100.0% | 100.0% | 100.0% | 100.0% | 100.0% | 100.0% | 100.0% |

Licensee Comments: none

### Occupational Exposure Control Effectiveness



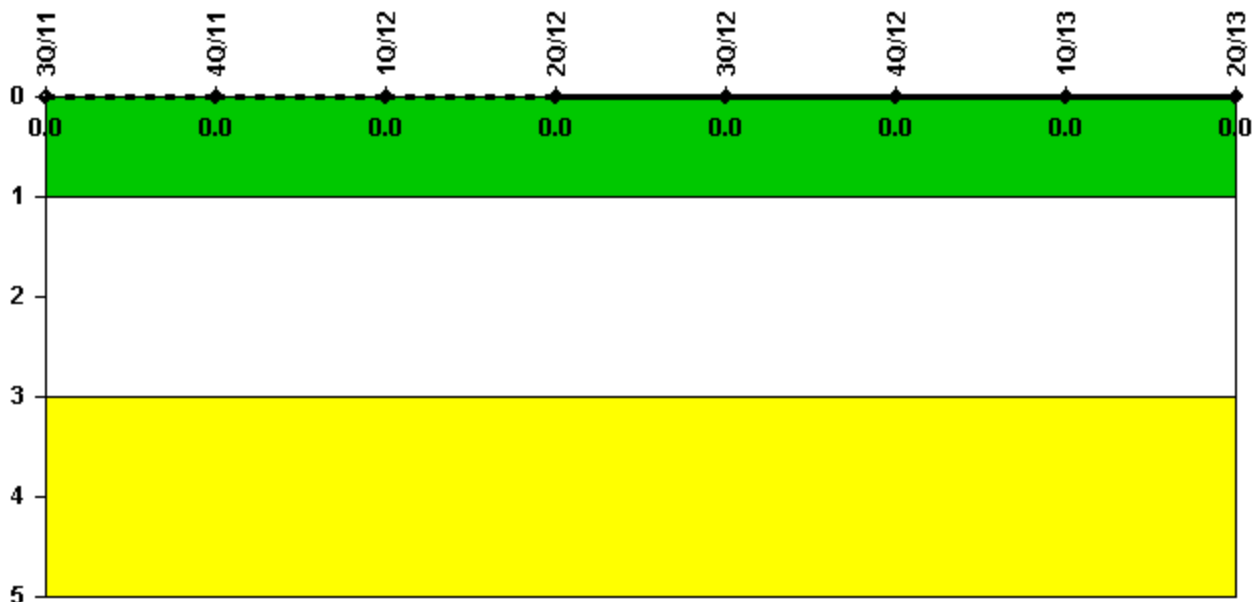
Thresholds: White > 2.0 Yellow > 5.0

#### Notes

| Occupational Exposure Control Effectiveness | 3Q/11    | 4Q/11    | 1Q/12    | 2Q/12    | 3Q/12    | 4Q/12    | 1Q/13    | 2Q/13    |
|---------------------------------------------|----------|----------|----------|----------|----------|----------|----------|----------|
| High radiation area occurrences             | 0        | 0        | 0        | 0        | 0        | 0        | 0        | 0        |
| Very high radiation area occurrences        | 0        | 0        | 0        | 0        | 0        | 0        | 0        | 0        |
| Unintended exposure occurrences             | 0        | 0        | 0        | 0        | 0        | 0        | 0        | 0        |
| <b>Indicator value</b>                      | <b>0</b> | <b>0</b> | <b>0</b> | <b>0</b> | <b>0</b> | <b>0</b> | <b>0</b> | <b>0</b> |

Licensee Comments: none

### RETS/ODCM Radiological Effluent



Thresholds: White > 1.0 Yellow > 3.0

#### Notes

| RETS/ODCM Radiological Effluent | 3Q/11    | 4Q/11    | 1Q/12    | 2Q/12    | 3Q/12    | 4Q/12    | 1Q/13    | 2Q/13    |
|---------------------------------|----------|----------|----------|----------|----------|----------|----------|----------|
| RETS/ODCM occurrences           | 0        | 0        | 0        | 0        | 0        | 0        | 0        | 0        |
| <b>Indicator value</b>          | <b>0</b> | <b>0</b> | <b>0</b> | <b>0</b> | <b>0</b> | <b>0</b> | <b>0</b> | <b>0</b> |

Licensee Comments: none

Although the Security Cornerstone is included in the Reactor Oversight Process assessment program, the Commission has decided that specific information related to findings and performance indicators pertaining to the Security Cornerstone will not be publicly available to ensure that security information is not provided to a possible adversary. Other than the fact that a finding or performance indicator is Green or Greater-Than-Green, security related information will not be displayed on the public web page.



 [Action Matrix Summary](#) | [Inspection Findings Summary](#) | [PI Summary](#) | [Reactor Oversight Process](#)

*Last Modified: August 19, 2013*