

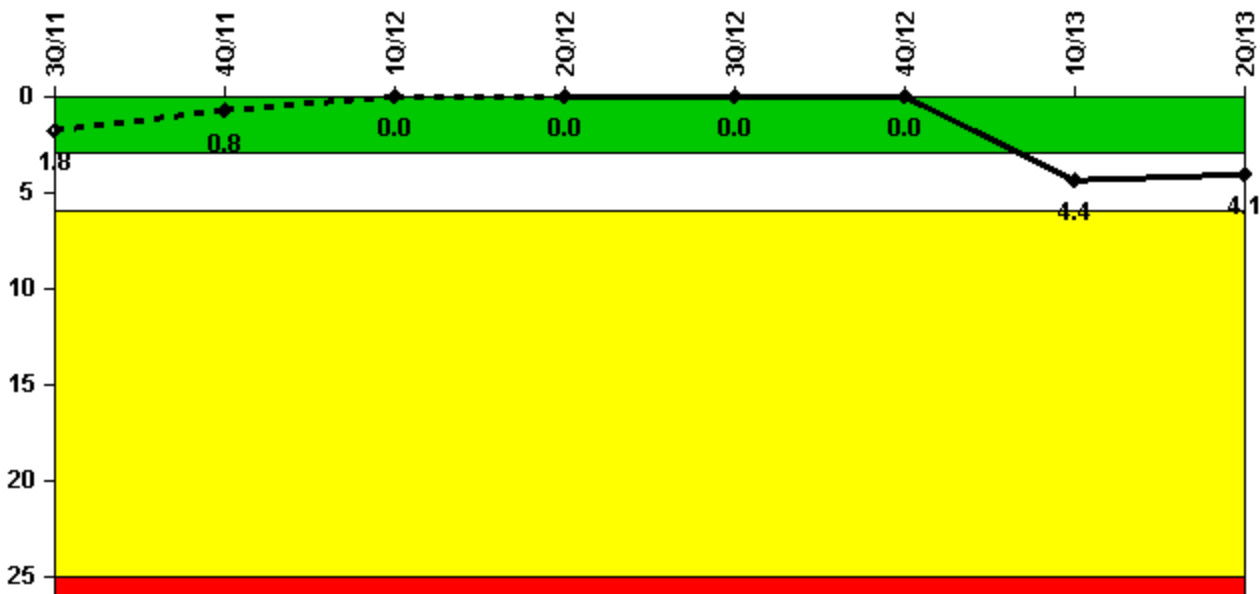
Turkey Point 3

2Q/2013 Performance Indicators

The solid trend line represents the current reporting period.

Licensee's General Comments: none

Unplanned Scrams per 7000 Critical Hrs



Thresholds: White > 3.0 Yellow > 6.0 Red > 25.0

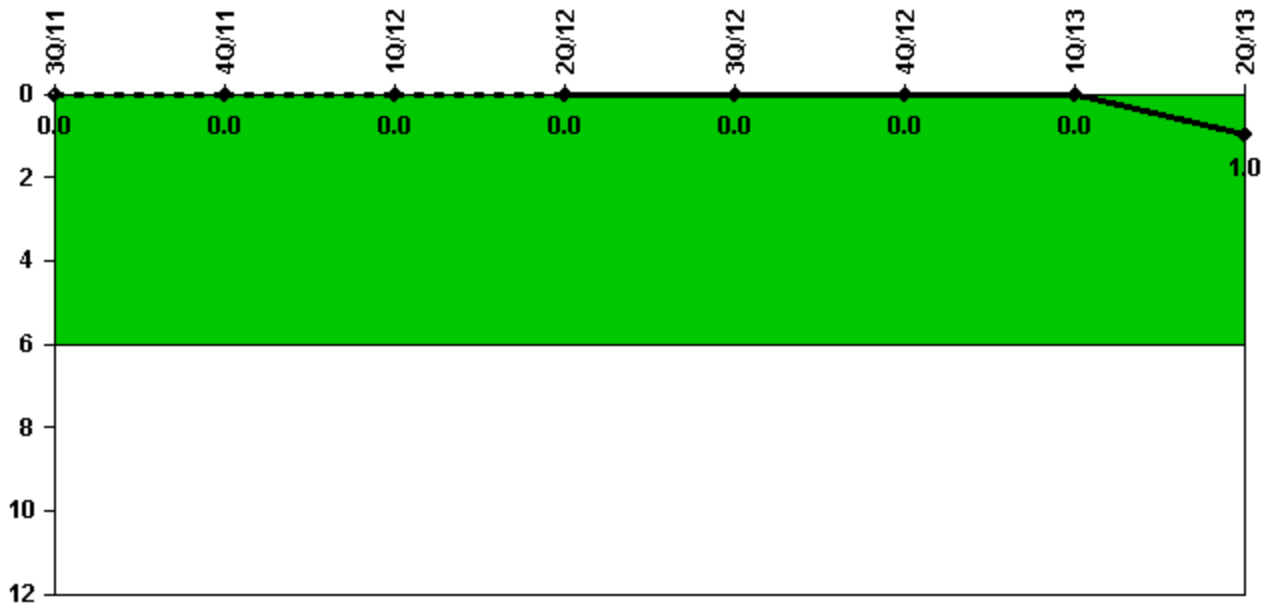
Notes

Unplanned Scrams per 7000 Critical Hrs	3Q/11	4Q/11	1Q/12	2Q/12	3Q/12	4Q/12	1Q/13	2Q/13
Unplanned scrams	0	0	0	0	0	0	3.0	1.0
Critical hours	2208.0	1941.2	1344.1	0	955.4	2209.0	1581.1	2046.1
Indicator value	1.8	0.8	0	0	0	0	4.4	4.1

Licensee Comments:

3Q/12: Unit 3 completed the cycle 26 refueling and power uprate outage.

Unplanned Power Changes per 7000 Critical Hrs



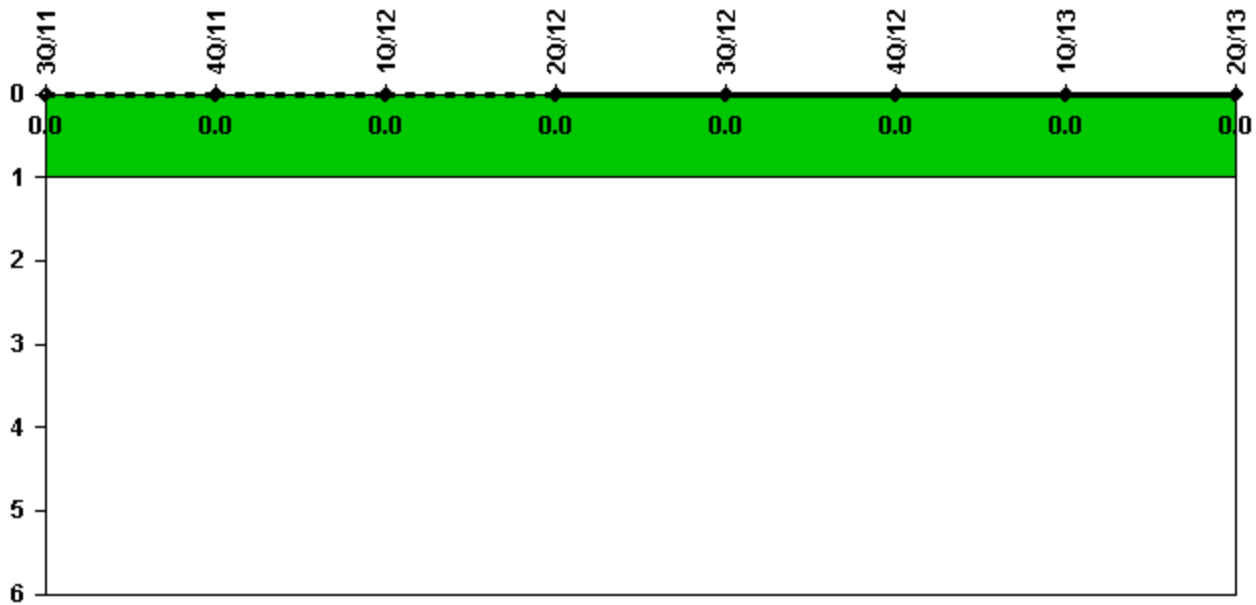
Thresholds: White > 6.0

Notes

Unplanned Power Changes per 7000 Critical Hrs	3Q/11	4Q/11	1Q/12	2Q/12	3Q/12	4Q/12	1Q/13	2Q/13
Unplanned power changes	0	0	0	0	0	0	0	1.0
Critical hours	2208.0	1941.2	1344.1	0	955.4	2209.0	1581.1	2046.1
Indicator value	0	0	0	0	0	0	0	1.0

Licensee Comments: none

Unplanned Scrams with Complications



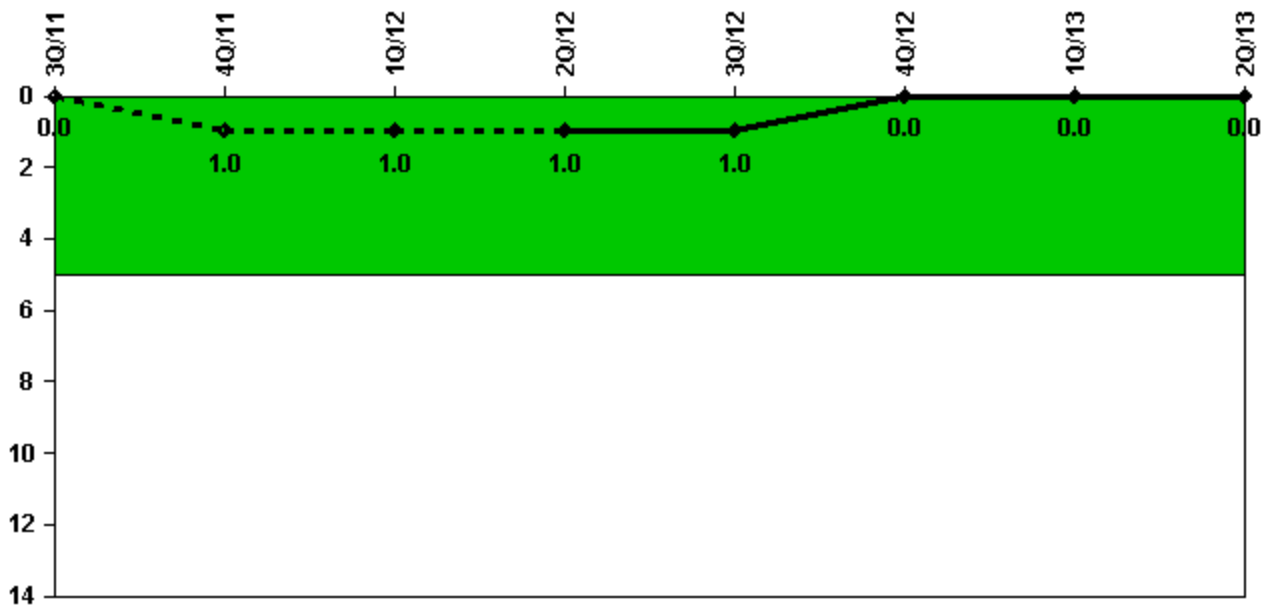
Thresholds: White > 1.0

Notes

Unplanned Scrams with Complications	3Q/11	4Q/11	1Q/12	2Q/12	3Q/12	4Q/12	1Q/13	2Q/13
Scrams with complications	0	0	0	0	0	0	0	0
Indicator value	0.0	0.0	0.0	0.0	0.0	0.0	0.0	0.0

Licensee Comments: none

Safety System Functional Failures (PWR)



Thresholds: White > 5.0

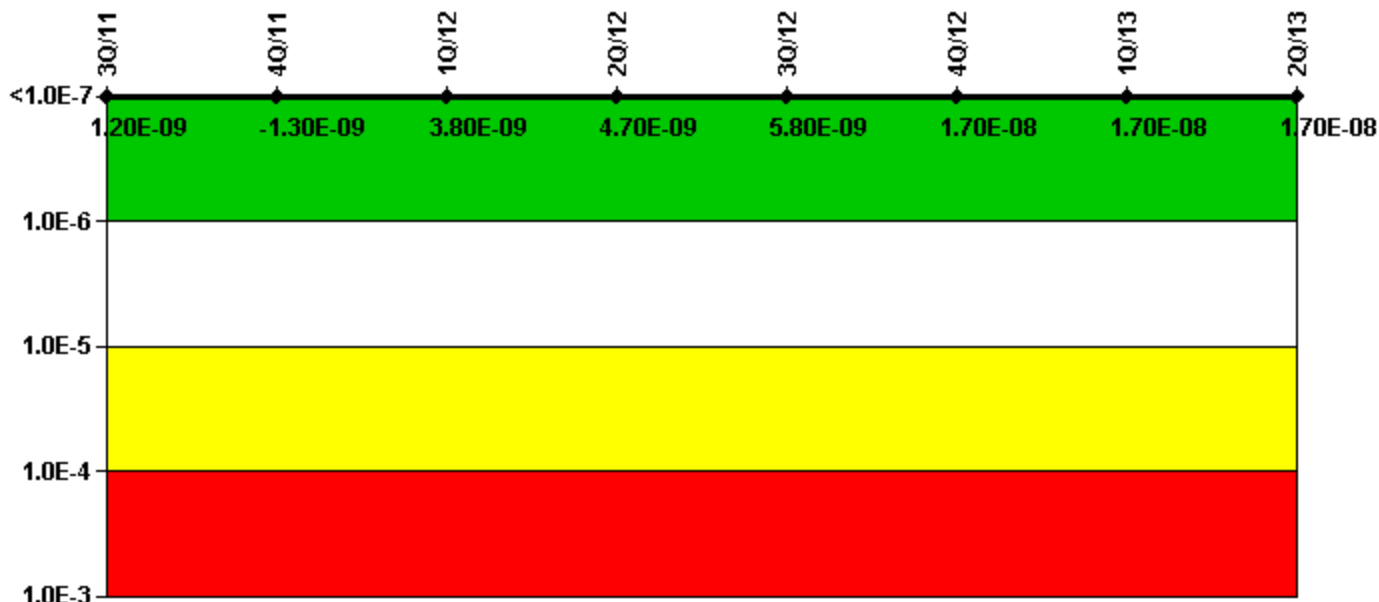
Notes

Safety System Functional Failures (PWR)	3Q/11	4Q/11	1Q/12	2Q/12	3Q/12	4Q/12	1Q/13	2Q/13
Safety System Functional Failures	0	1	0	0	0	0	0	0
Indicator value	0	1	1	1	1	0	0	0

Licensee Comments:

4Q/11: LER 2011-002-00

Mitigating Systems Performance Index, Emergency AC Power System



Thresholds: White > 1.00E-6 Yellow > 1.00E-5 Red > 1.00E-4

Notes

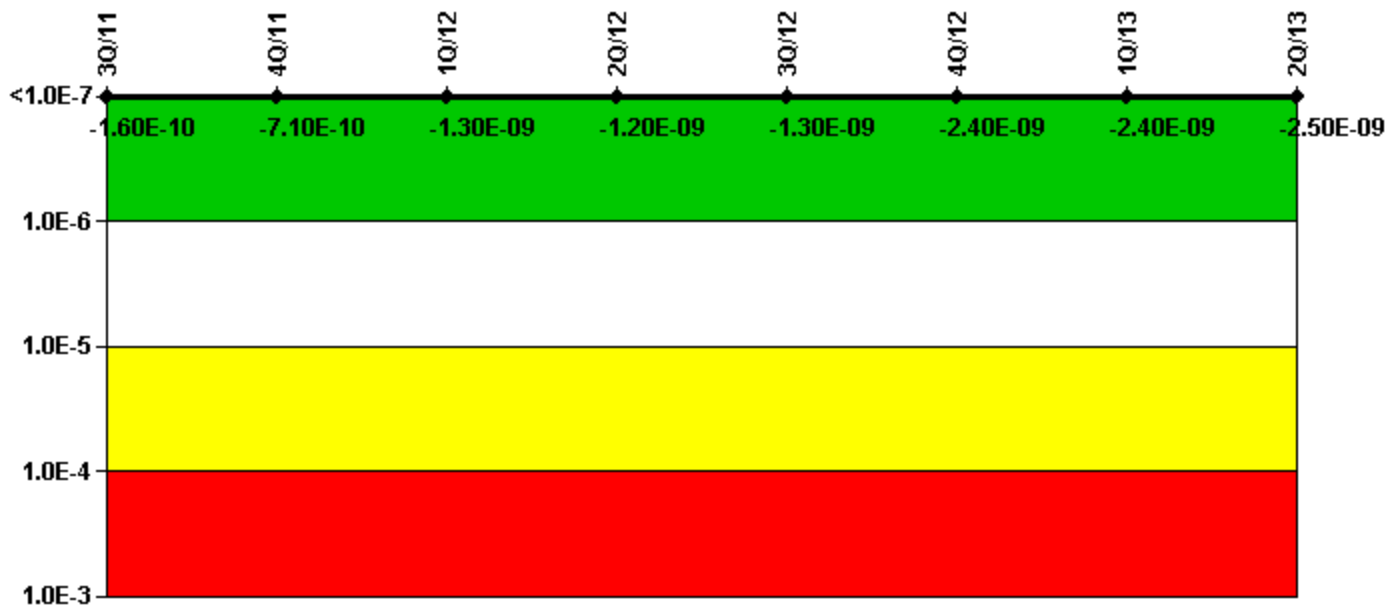
Mitigating Systems Performance Index, Emergency AC Power System	3Q/11	4Q/11	1Q/12	2Q/12	3Q/12	4Q/12	1Q/13	2Q/13
UAI (ΔCDF)	8.32E-09	5.50E-09	8.64E-09	9.31E-09	1.01E-08	5.55E-09	5.45E-09	5.47E-09
URI (ΔCDF)	-7.07E-09	-6.77E-09	-4.85E-09	-4.64E-09	-4.29E-09	1.14E-08	1.14E-08	1.12E-08
PLE	NO	NO	NO	NO	NO	NO	NO	NO
Indicator value	1.20E-09	-1.30E-09	3.80E-09	4.70E-09	5.80E-09	1.70E-08	1.70E-08	1.70E-08

Licensee Comments:

4Q/12: Changed PRA Parameter(s).

1Q/12: Changed PRA Parameter(s).

Mitigating Systems Performance Index, High Pressure Injection System



Thresholds: White > 1.00E-6 Yellow > 1.00E-5 Red > 1.00E-4

Notes

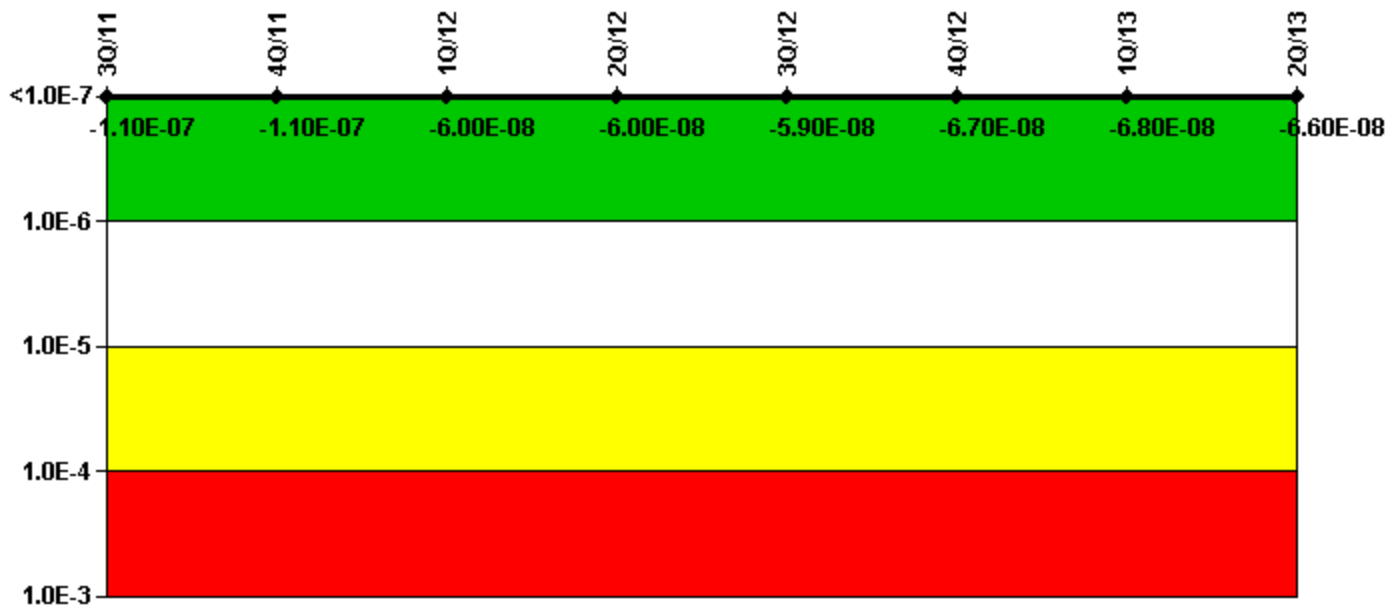
Mitigating Systems Performance Index, High Pressure Injection System	3Q/11	4Q/11	1Q/12	2Q/12	3Q/12	4Q/12	1Q/13	2Q/13
UAI (Δ CDF)	8.44E-10	2.95E-10	4.65E-10	6.67E-10	6.64E-10	-1.05E-09	-1.05E-09	-1.04E-09
URI (Δ CDF)	-1.00E-09	-1.00E-09	-1.80E-09	-1.86E-09	-1.92E-09	-1.33E-09	-1.39E-09	-1.44E-09
PLE	NO	NO	NO	NO	NO	NO	NO	NO
Indicator value	-1.60E-10	-7.10E-10	-1.30E-09	-1.20E-09	-1.30E-09	-2.40E-09	-2.40E-09	-2.50E-09

Licensee Comments:

4Q/12: Changed PRA Parameter(s).

1Q/12: Changed PRA Parameter(s).

Mitigating Systems Performance Index, Heat Removal System



Thresholds: White > 1.00E-6 Yellow > 1.00E-5 Red > 1.00E-4

Notes

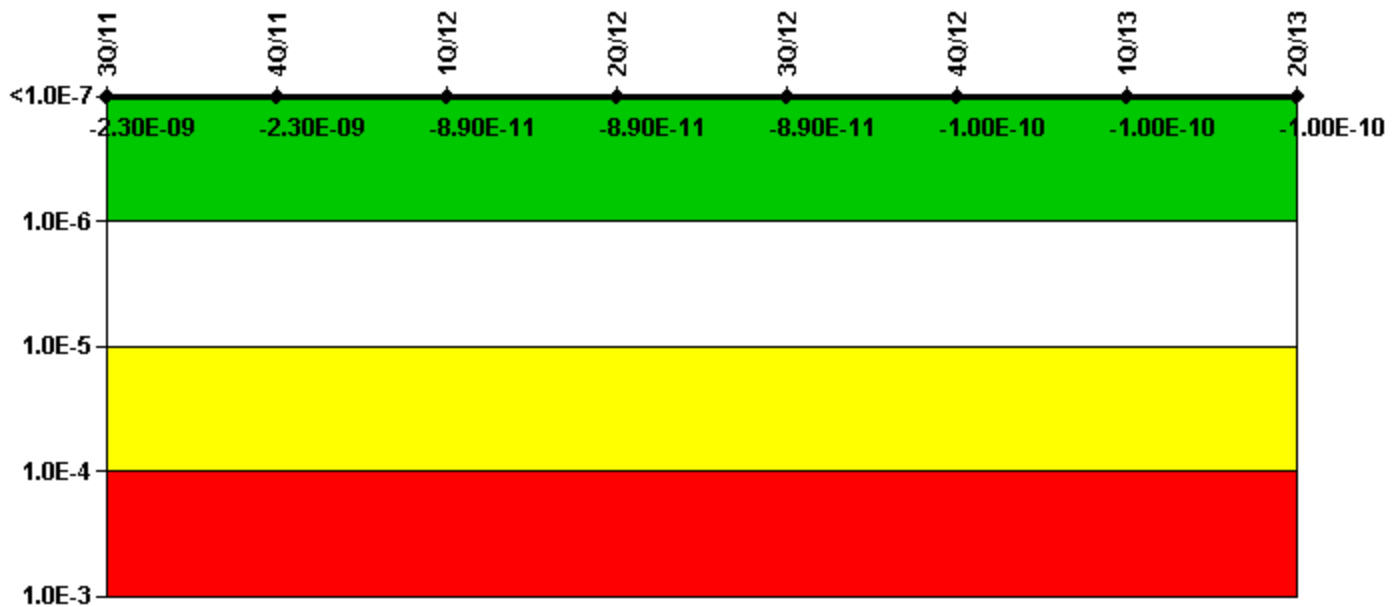
Mitigating Systems Performance Index, Heat Removal System	3Q/11	4Q/11	1Q/12	2Q/12	3Q/12	4Q/12	1Q/13	2Q/13
UAI (Δ CDF)	2.55E-09	2.93E-09	5.18E-10	6.47E-10	1.67E-09	4.65E-09	4.45E-09	5.70E-09
URI (Δ CDF)	-1.14E-07	-1.14E-07	-6.07E-08	-6.07E-08	-6.07E-08	-7.16E-08	-7.21E-08	-7.22E-08
PLE	NO	NO	NO	NO	NO	NO	NO	NO
Indicator value	-1.10E-07	-1.10E-07	-6.00E-08	-6.00E-08	-5.90E-08	-6.70E-08	-6.80E-08	-6.60E-08

Licensee Comments:

4Q/12: Changed PRA Parameter(s).

1Q/12: Changed PRA Parameter(s).

Mitigating Systems Performance Index, Residual Heat Removal System



Thresholds: White > 1.00E-6 Yellow > 1.00E-5 Red > 1.00E-4

Notes

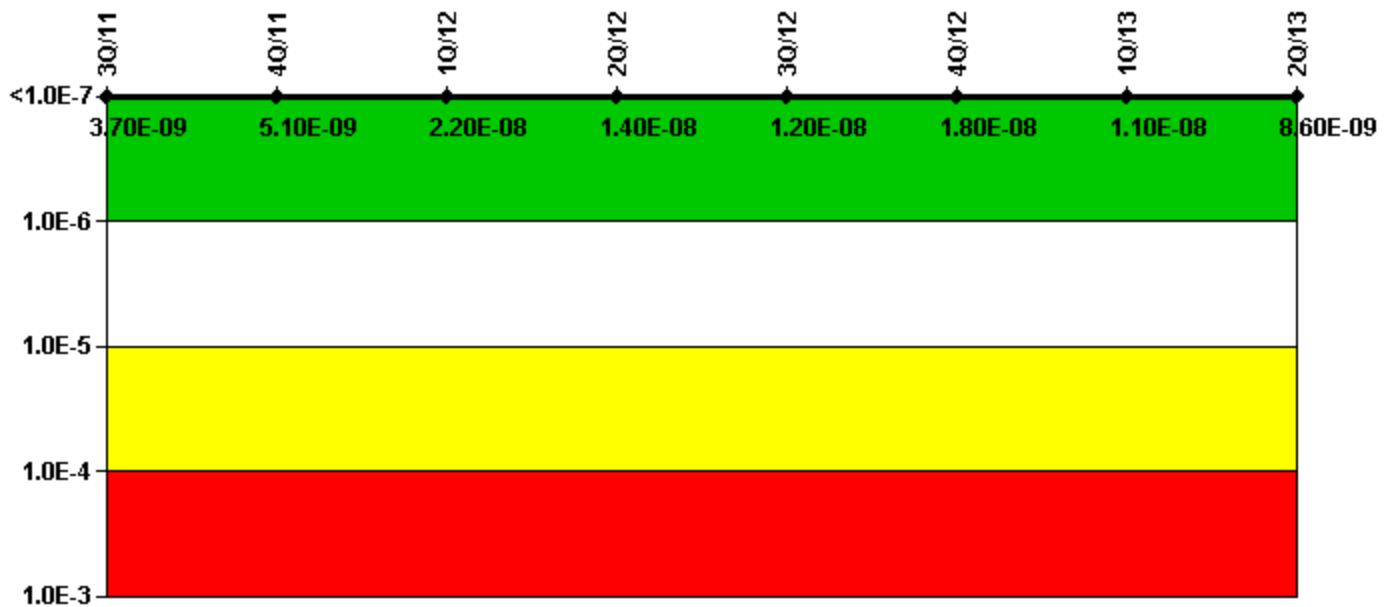
Mitigating Systems Performance Index, Residual Heat Removal System	3Q/11	4Q/11	1Q/12	2Q/12	3Q/12	4Q/12	1Q/13	2Q/13
UAI (Δ CDF)	-4.70E-10	-4.70E-10	-1.99E-11	-1.99E-11	-1.99E-11	-2.23E-11	-2.23E-11	-2.23E-11
URI (Δ CDF)	-1.84E-09	-1.84E-09	-6.95E-11	-6.95E-11	-6.95E-11	-7.99E-11	-7.99E-11	-7.99E-11
PLE	NO	NO	NO	NO	NO	NO	NO	NO
Indicator value	-2.30E-09	-2.30E-09	-8.90E-11	-8.90E-11	-8.90E-11	-1.00E-10	-1.00E-10	-1.00E-10

Licensee Comments:

4Q/12: Changed PRA Parameter(s).

1Q/12: Changed PRA Parameter(s).

Mitigating Systems Performance Index, Cooling Water Systems



Thresholds: White > 1.00E-6 Yellow > 1.00E-5 Red > 1.00E-4

Notes

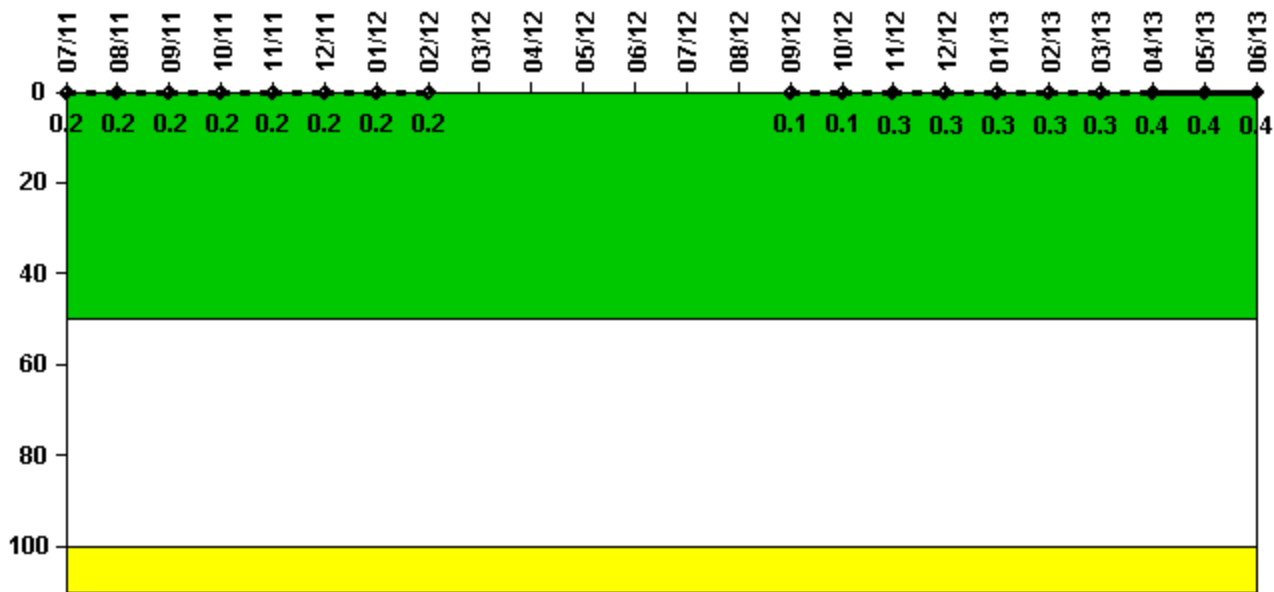
Mitigating Systems Performance Index, Cooling Water Systems	3Q/11	4Q/11	1Q/12	2Q/12	3Q/12	4Q/12	1Q/13	2Q/13
UAI (Δ CDF)	3.98E-09	5.40E-09	2.57E-08	1.82E-08	1.62E-08	2.37E-08	1.64E-08	1.39E-08
URI (Δ CDF)	-2.90E-10	-2.90E-10	-3.85E-09	-3.85E-09	-3.85E-09	-5.29E-09	-5.29E-09	-5.29E-09
PLE	NO	NO	NO	NO	NO	NO	NO	NO
Indicator value	3.70E-09	5.10E-09	2.20E-08	1.40E-08	1.20E-08	1.80E-08	1.10E-08	8.60E-09

Licensee Comments:

4Q/12: Changed PRA Parameter(s).

1Q/12: Changed PRA Parameter(s).

Reactor Coolant System Activity



Thresholds: White > 50.0 Yellow > 100.0

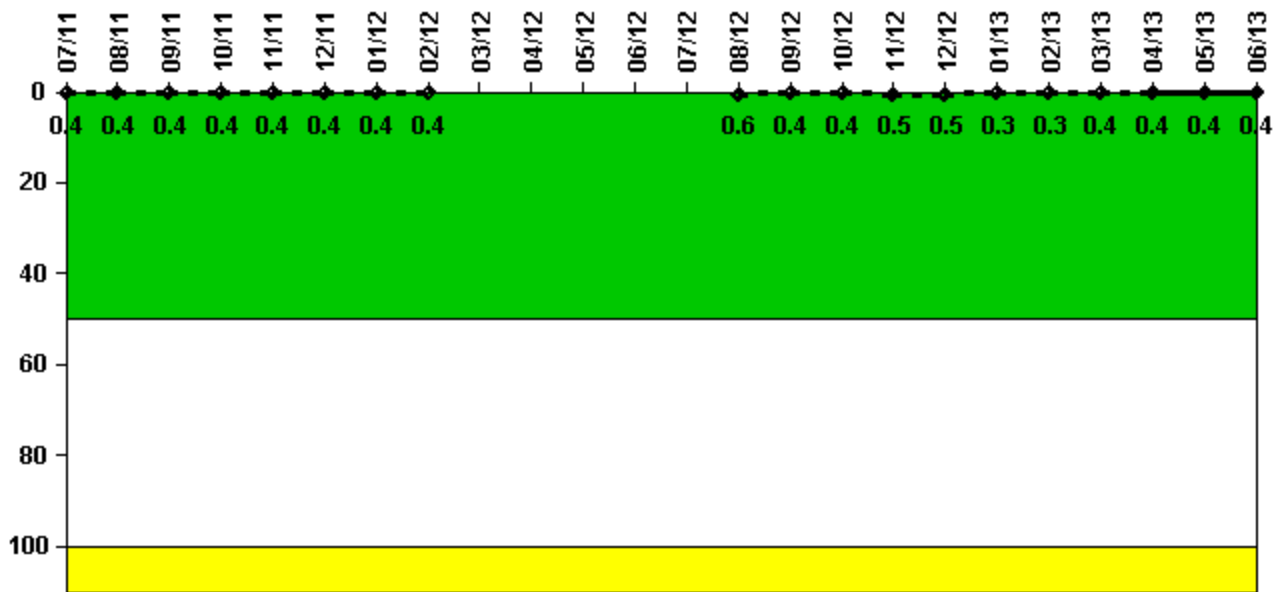
Notes

Reactor Coolant System Activity	7/11	8/11	9/11	10/11	11/11	12/11	1/12	2/12	3/12	4/12	5/12	6/12
Maximum activity	0.001870	0.001810	0.001670	0.001700	0.001890	0.002160	0.002070	0.002020	N/A	N/A	N/A	N/A
Technical specification limit	1.0	1.0	1.0	1.0	1.0	1.0	1.0	1.0	1.0	1.0	1.0	1.0
Indicator value	0.2	0.2	0.2	0.2	0.2	0.2	0.2	0.2	N/A	N/A	N/A	N/A

Reactor Coolant System Activity	7/12	8/12	9/12	10/12	11/12	12/12	1/13	2/13	3/13	4/13	5/13	6/13
Maximum activity	N/A	N/A	0.000130	0.000200	0.000690	0.000640	0.000780	0.000760	0.000730	0.000930	0.000930	0.000960
Technical specification limit	1.0	0.3	0.3	0.3	0.3	0.3	0.3	0.3	0.3	0.3	0.3	0.3
Indicator value	N/A	N/A	0.1	0.1	0.3	0.3	0.3	0.3	0.3	0.4	0.4	0.4

Licensee Comments: none

Reactor Coolant System Leakage



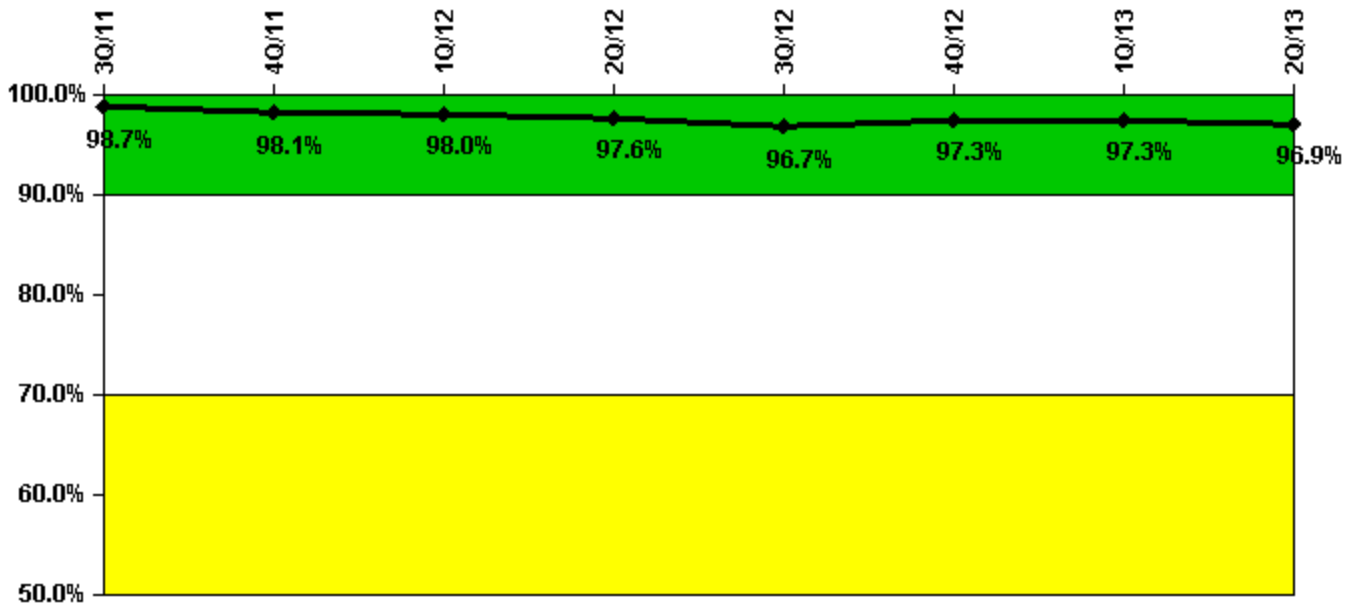
Thresholds: White > 50.0 Yellow > 100.0

Notes

Reactor Coolant System Leakage	7/11	8/11	9/11	10/11	11/11	12/11	1/12	2/12	3/12	4/12	5/12	6/12
Maximum leakage	0.042	0.040	0.040	0.040	0.040	0.040	0.040	0.040	N/A	N/A	N/A	N/A
Technical specification limit	10.0	10.0	10.0	10.0	10.0	10.0	10.0	10.0	10.0	10.0	10.0	10.0
Indicator value	0.4	0.4	0.4	0.4	0.4	0.4	0.4	0.4	N/A	N/A	N/A	N/A
Reactor Coolant System Leakage	7/12	8/12	9/12	10/12	11/12	12/12	1/13	2/13	3/13	4/13	5/13	6/13
Maximum leakage	N/A	0.060	0.040	0.040	0.045	0.050	0.030	0.030	0.040	0.040	0.040	0.040
Technical specification limit	10.0	10.0	10.0	10.0	10.0	10.0	10.0	10.0	10.0	10.0	10.0	10.0
Indicator value	N/A	0.6	0.4	0.4	0.5	0.5	0.3	0.3	0.4	0.4	0.4	0.4

Licensee Comments: none

Drill/Exercise Performance



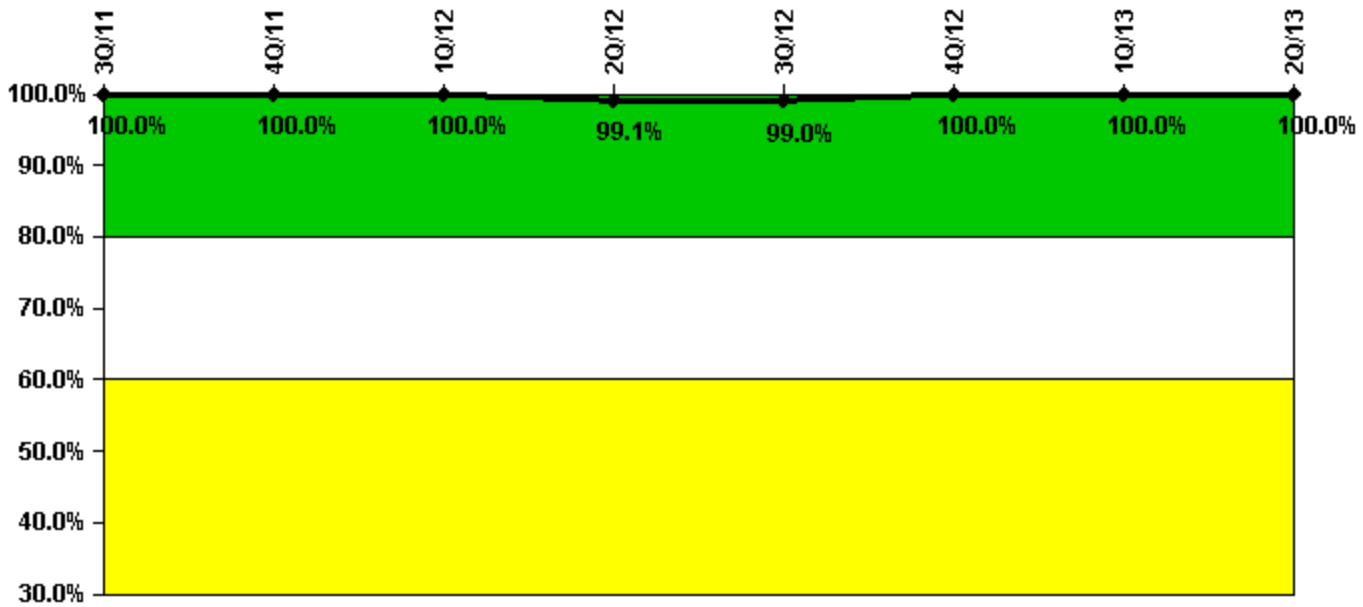
Thresholds: White < 90.0% Yellow < 70.0%

Notes

Drill/Exercise Performance	3Q/11	4Q/11	1Q/12	2Q/12	3Q/12	4Q/12	1Q/13	2Q/13
Successful opportunities	58.0	40.0	24.0	22.0	35.0	55.0	10.0	40.0
Total opportunities	59.0	42.0	24.0	23.0	38.0	55.0	10.0	42.0
Indicator value	98.7%	98.1%	98.0%	97.6%	96.7%	97.3%	97.3%	96.9%

Licensee Comments: none

ERO Drill Participation



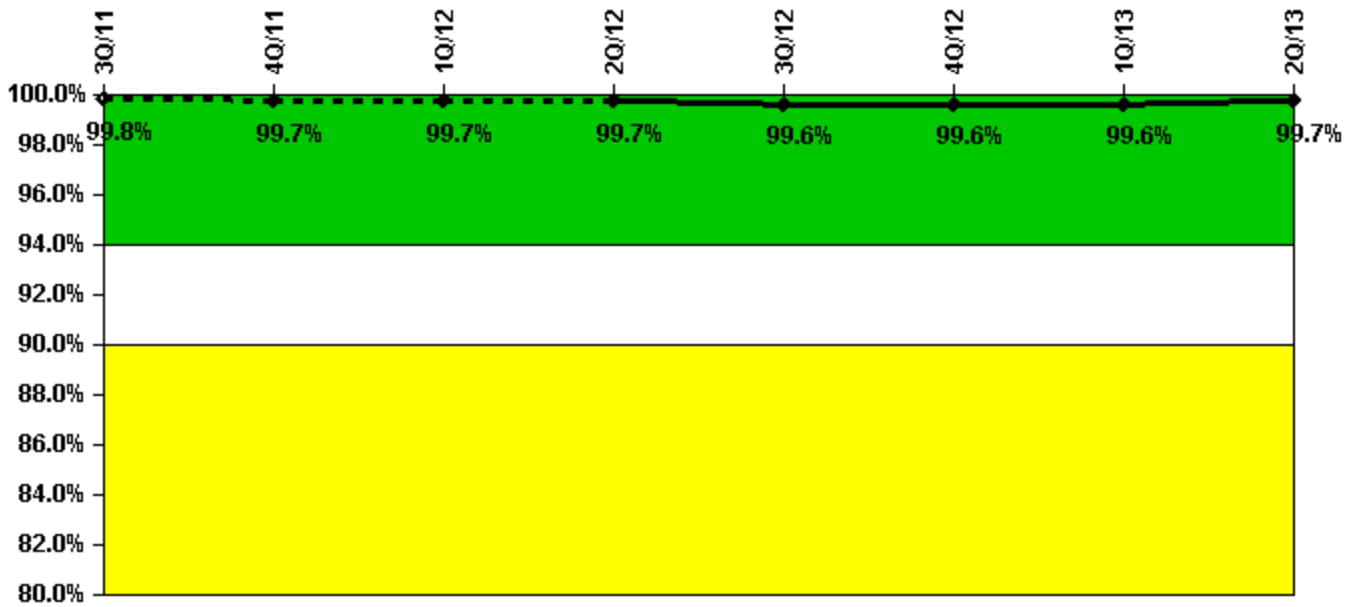
Thresholds: White < 80.0% Yellow < 60.0%

Notes

ERO Drill Participation	3Q/11	4Q/11	1Q/12	2Q/12	3Q/12	4Q/12	1Q/13	2Q/13
Participating Key personnel	117.0	113.0	104.0	106.0	98.0	103.0	97.0	106.0
Total Key personnel	117.0	113.0	104.0	107.0	99.0	103.0	97.0	106.0
Indicator value	100.0%	100.0%	100.0%	99.1%	99.0%	100.0%	100.0%	100.0%

Licensee Comments: none

Alert & Notification System



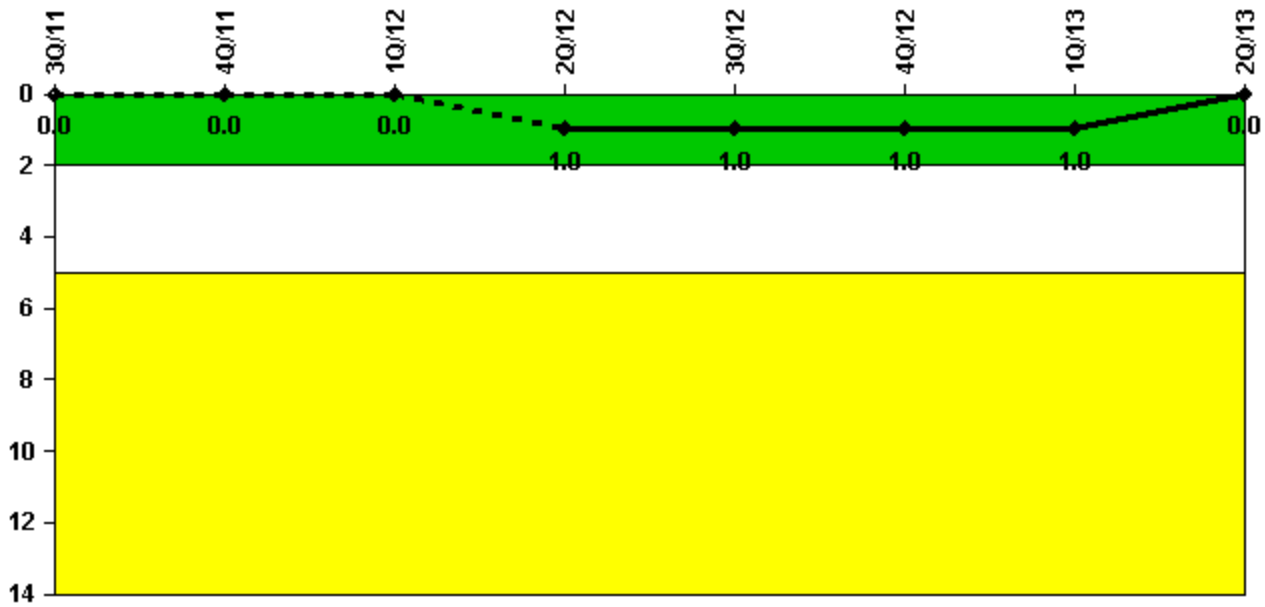
Thresholds: White < 94.0% Yellow < 90.0%

Notes

Alert & Notification System	3Q/11	4Q/11	1Q/12	2Q/12	3Q/12	4Q/12	1Q/13	2Q/13
Successful siren-tests	375	328	375	328	374	328	375	329
Total sirens-tests	376	329	376	329	376	329	376	329
Indicator value	99.8%	99.7%	99.7%	99.7%	99.6%	99.6%	99.6%	99.7%

Licensee Comments: none

Occupational Exposure Control Effectiveness



Thresholds: White > 2.0 Yellow > 5.0

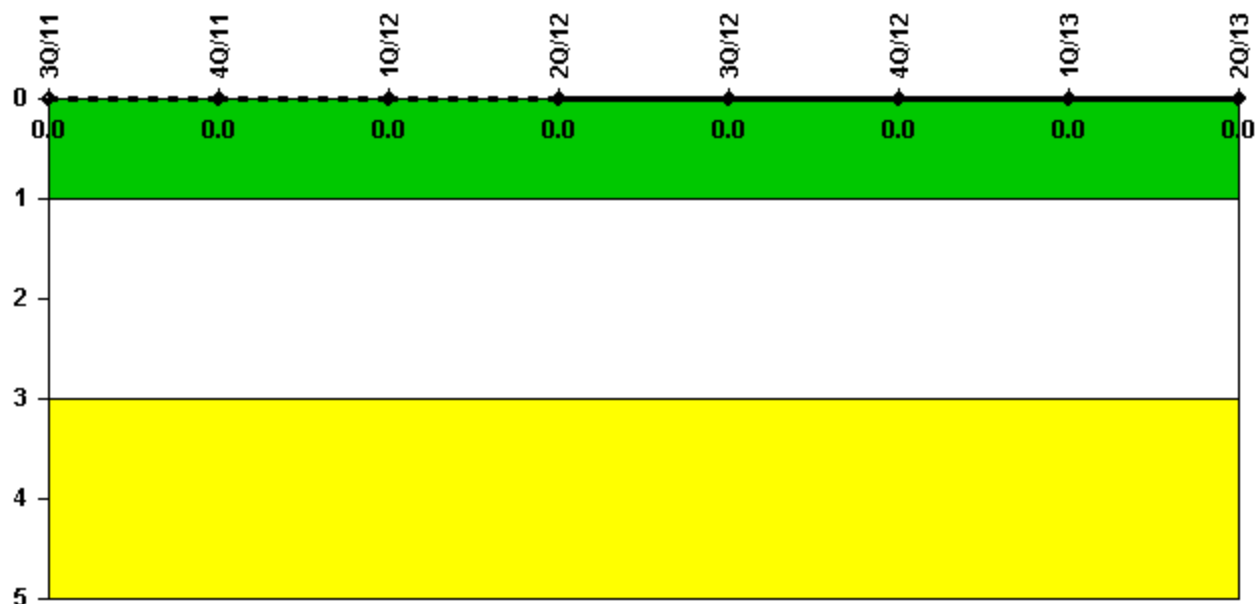
Notes

Occupational Exposure Control Effectiveness	3Q/11	4Q/11	1Q/12	2Q/12	3Q/12	4Q/12	1Q/13	2Q/13
High radiation area occurrences	0	0	0	1	0	0	0	0
Very high radiation area occurrences	0	0	0	0	0	0	0	0
Unintended exposure occurrences	0	0	0	0	0	0	0	0
Indicator value	0	0	0	1	1	1	1	0

Licensee Comments:

2Q/12: Turkey Point Unit 3 High Radiation Occurrence on 4-28-12; Condition Report 1760652

RETS/ODCM Radiological Effluent



Thresholds: White > 1.0 Yellow > 3.0

Notes

RETS/ODCM Radiological Effluent	3Q/11	4Q/11	1Q/12	2Q/12	3Q/12	4Q/12	1Q/13	2Q/13
RETS/ODCM occurrences	0	0	0	0	0	0	0	0
Indicator value	0	0	0	0	0	0	0	0

Licensee Comments: none

Although the Security Cornerstone is included in the Reactor Oversight Process assessment program, the Commission has decided that specific information related to findings and performance indicators pertaining to the Security Cornerstone will not be publicly available to ensure that security information is not provided to a possible adversary. Other than the fact that a finding or performance indicator is Green or Greater-Than-Green, security related information will not be displayed on the public web page.

 [Action Matrix Summary](#) | [Inspection Findings Summary](#) | [PI Summary](#) | [Reactor Oversight Process](#)

Last Modified: August 19, 2013