

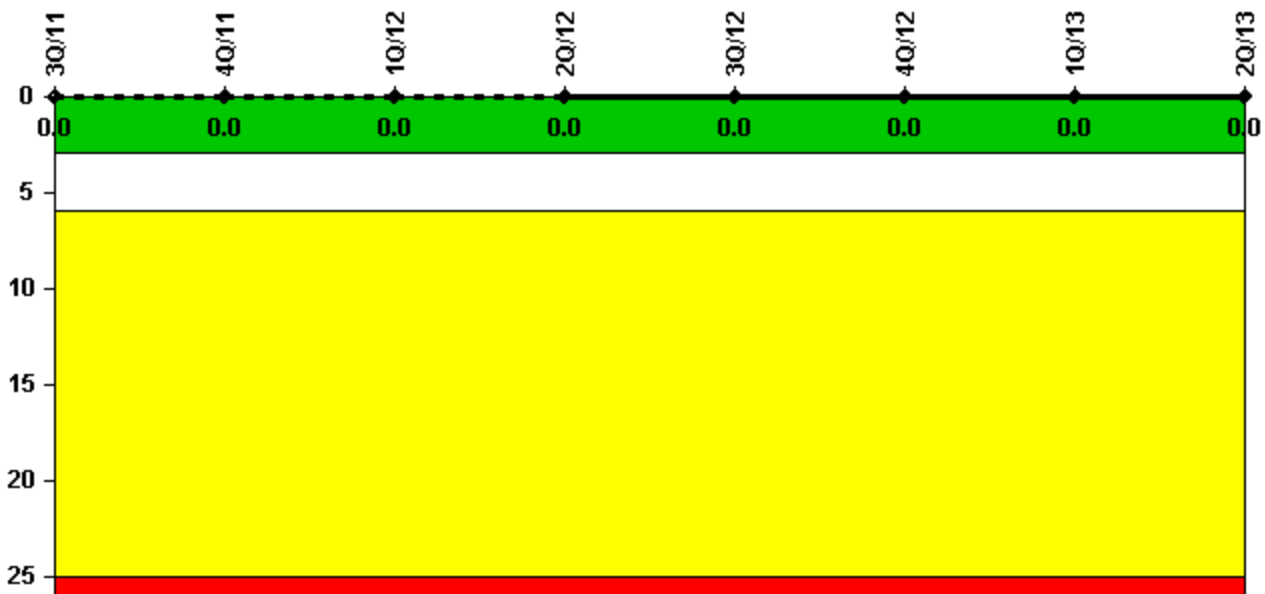
Oconee 2

2Q/2013 Performance Indicators

The solid trend line represents the current reporting period.

Licensee's General Comments: none

Unplanned Scrams per 7000 Critical Hrs



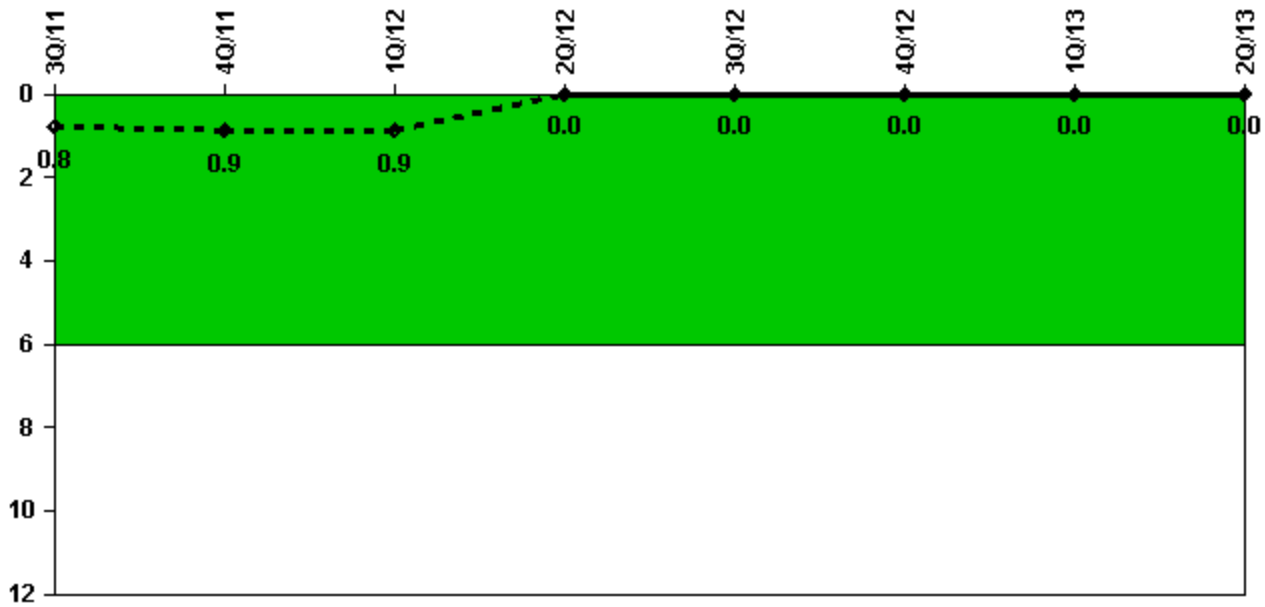
Thresholds: White > 3.0 Yellow > 6.0 Red > 25.0

Notes

Unplanned Scrams per 7000 Critical Hrs	3Q/11	4Q/11	1Q/12	2Q/12	3Q/12	4Q/12	1Q/13	2Q/13
Unplanned scrams	0	0	0	0	0	0	0	0
Critical hours	2208.0	1570.2	2183.0	2166.3	2208.0	2209.0	2159.0	2184.0
Indicator value	0	0	0	0	0	0	0	0

Licensee Comments: none

Unplanned Power Changes per 7000 Critical Hrs



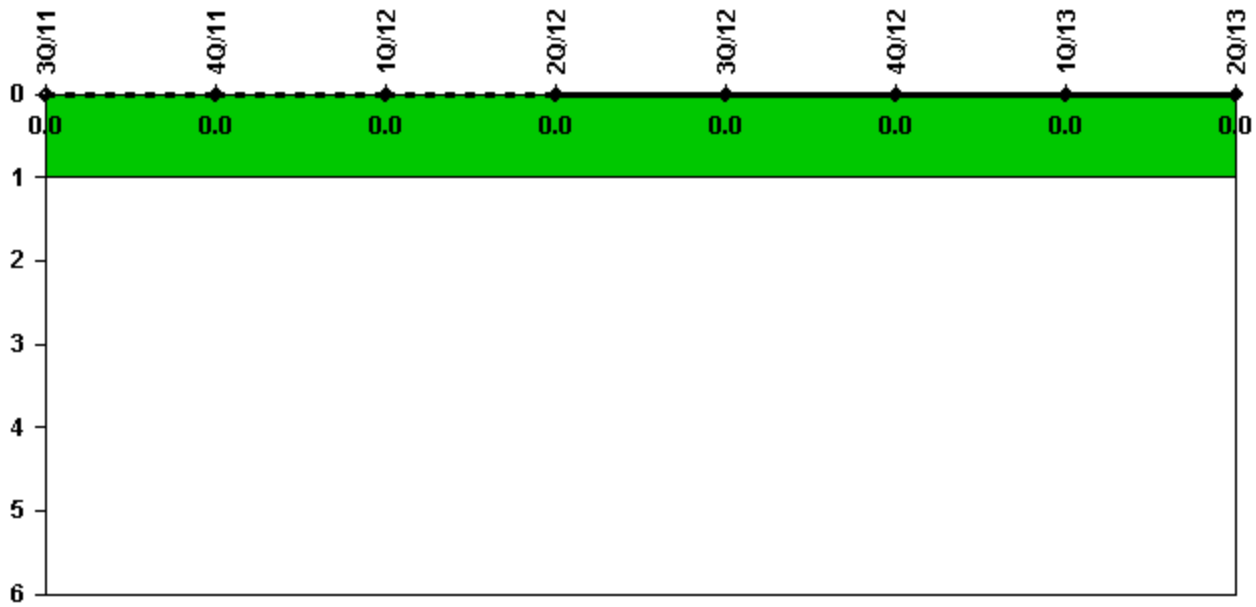
Thresholds: White > 6.0

Notes

Unplanned Power Changes per 7000 Critical Hrs	3Q/11	4Q/11	1Q/12	2Q/12	3Q/12	4Q/12	1Q/13	2Q/13
Unplanned power changes	0	0	0	0	0	0	0	0
Critical hours	2208.0	1570.2	2183.0	2166.3	2208.0	2209.0	2159.0	2184.0
Indicator value	0.8	0.9	0.9	0	0	0	0	0

Licensee Comments: none

Unplanned Scrams with Complications



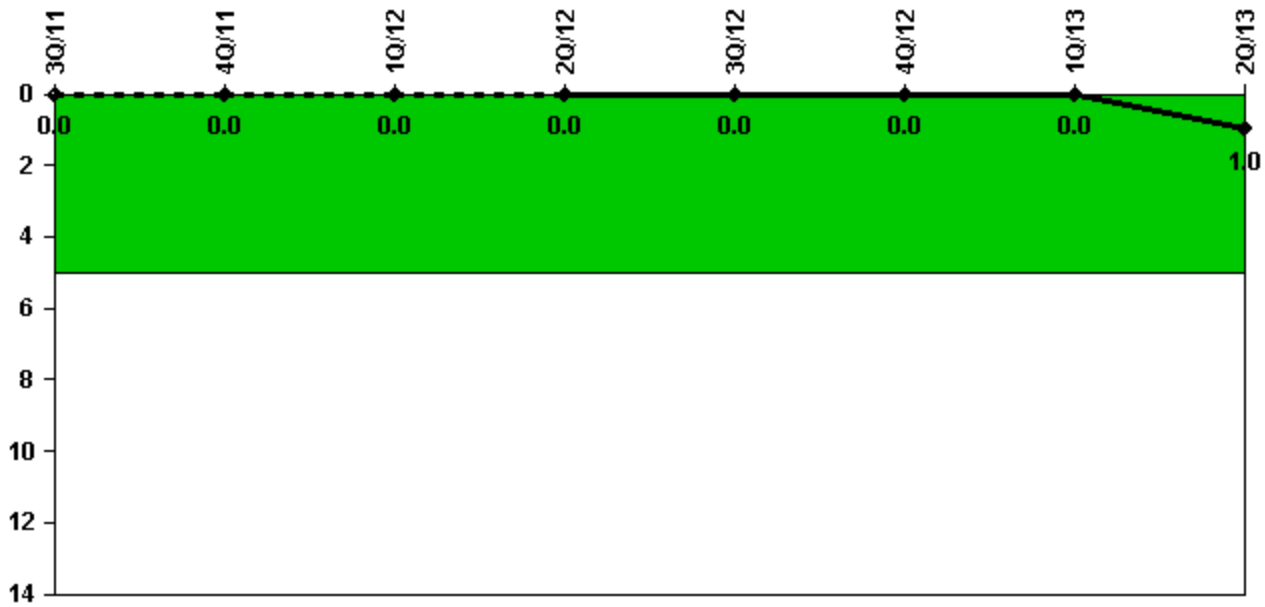
Thresholds: White > 1.0

Notes

Unplanned Scrams with Complications	3Q/11	4Q/11	1Q/12	2Q/12	3Q/12	4Q/12	1Q/13	2Q/13
Scrams with complications	0	0	0	0	0	0	0	0
Indicator value	0.0	0.0	0.0	0.0	0.0	0.0	0.0	0.0

Licensee Comments: none

Safety System Functional Failures (PWR)



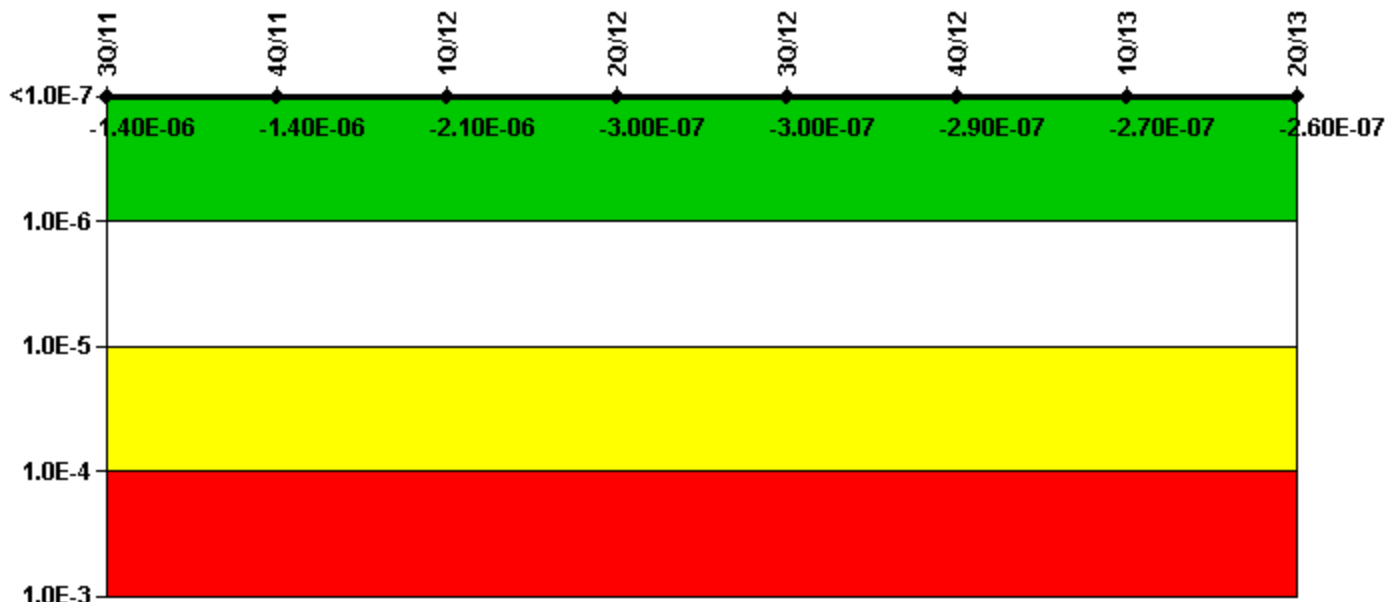
Thresholds: White > 5.0

Notes

Safety System Functional Failures (PWR)	3Q/11	4Q/11	1Q/12	2Q/12	3Q/12	4Q/12	1Q/13	2Q/13
Safety System Functional Failures	0	0	0	0	0	0	0	1
Indicator value	0	0	0	0	0	0	0	1

Licensee Comments: none

Mitigating Systems Performance Index, Emergency AC Power System



Thresholds: White > 1.00E-6 Yellow > 1.00E-5 Red > 1.00E-4

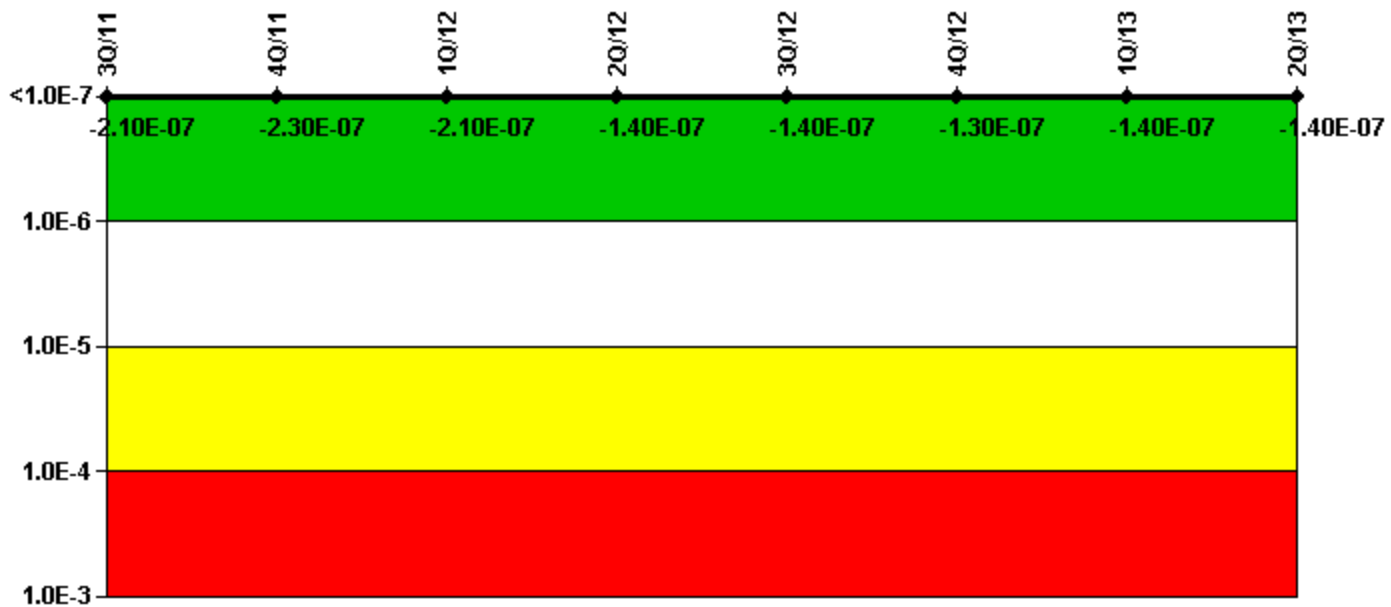
Notes

Mitigating Systems Performance Index, Emergency AC Power System	3Q/11	4Q/11	1Q/12	2Q/12	3Q/12	4Q/12	1Q/13	2Q/13
UAI (Δ CDF)	4.87E-07	4.59E-07	-4.68E-08	2.87E-08	3.06E-08	3.30E-08	5.83E-08	6.80E-08
URI (Δ CDF)	-1.86E-06	-1.86E-06	-2.04E-06	-3.27E-07	-3.27E-07	-3.27E-07	-3.27E-07	-3.27E-07
PLE	NO	NO	NO	NO	NO	NO	NO	NO
Indicator value	-1.40E-06	-1.40E-06	-2.10E-06	-3.00E-07	-3.00E-07	-2.90E-07	-2.70E-07	-2.60E-07

Licensee Comments:

1Q/12: PRA Updated. Grayed unckecked MSPI & URI being investigated, no errors in Deriavtion Reports

Mitigating Systems Performance Index, High Pressure Injection System



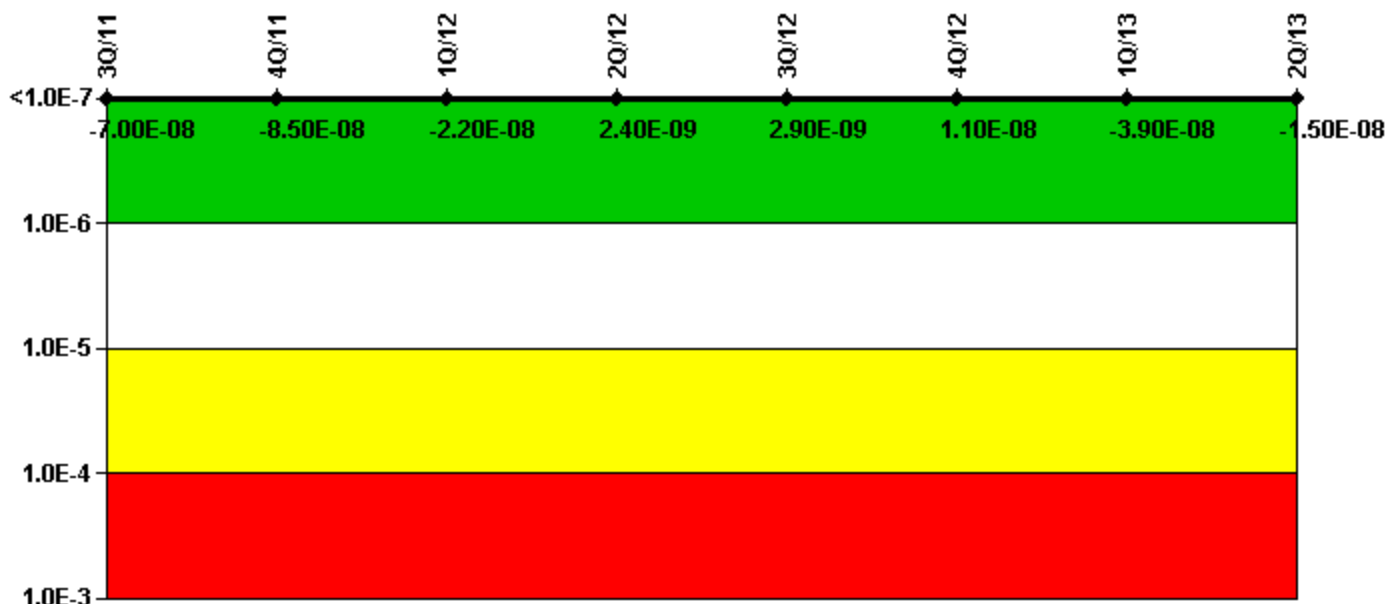
Thresholds: White > 1.00E-6 Yellow > 1.00E-5 Red > 1.00E-4

Notes

Mitigating Systems Performance Index, High Pressure Injection System	3Q/11	4Q/11	1Q/12	2Q/12	3Q/12	4Q/12	1Q/13	2Q/13
UAI (Δ CDF)	-4.14E-08	-5.55E-08	-3.98E-08	-6.61E-10	-6.61E-10	-5.38E-10	-7.17E-10	-7.52E-10
URI (Δ CDF)	-1.73E-07	-1.73E-07	-1.73E-07	-1.34E-07	-1.34E-07	-1.34E-07	-1.34E-07	-1.34E-07
PLE	NO	NO	NO	NO	NO	NO	NO	NO
Indicator value	-2.10E-07	-2.30E-07	-2.10E-07	-1.40E-07	-1.40E-07	-1.30E-07	-1.40E-07	-1.40E-07

Licensee Comments: none

Mitigating Systems Performance Index, Heat Removal System



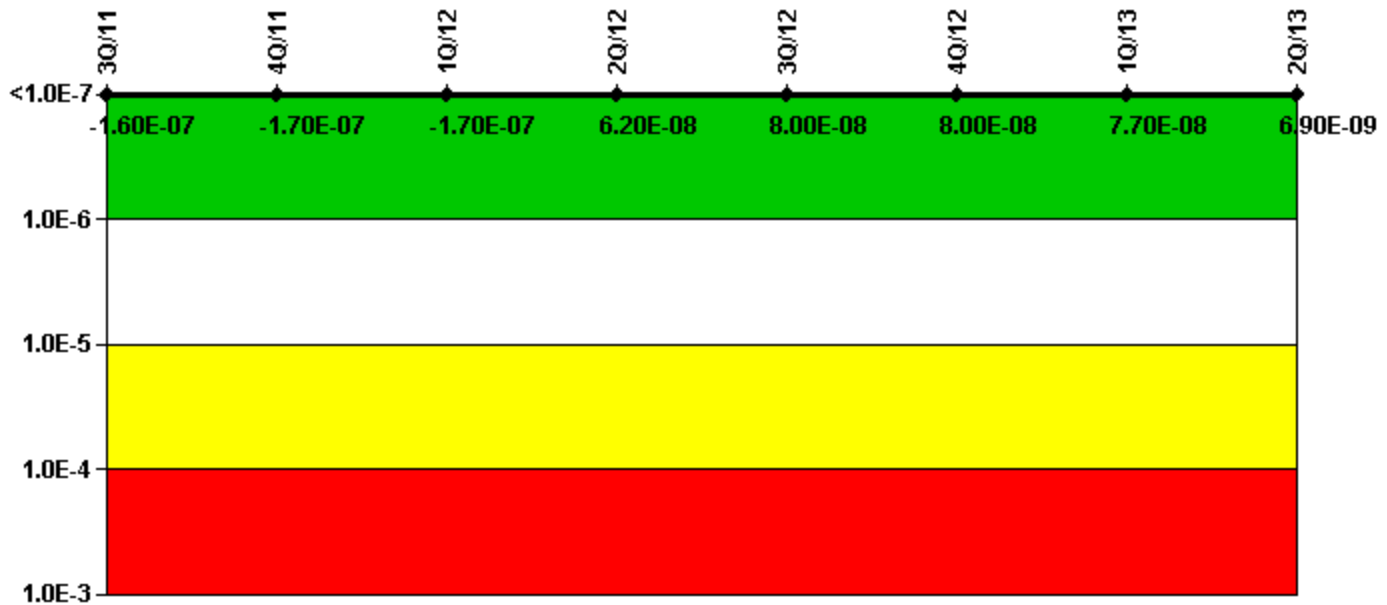
Thresholds: White > 1.00E-6 Yellow > 1.00E-5 Red > 1.00E-4

Notes

Mitigating Systems Performance Index, Heat Removal System	3Q/11	4Q/11	1Q/12	2Q/12	3Q/12	4Q/12	1Q/13	2Q/13
UAI (Δ CDF)	1.18E-07	1.03E-07	1.66E-07	8.19E-08	8.24E-08	9.04E-08	4.00E-08	6.43E-08
URI (Δ CDF)	-1.88E-07	-1.88E-07	-1.88E-07	-7.95E-08	-7.95E-08	-7.95E-08	-7.95E-08	-7.95E-08
PLE	NO	NO	NO	NO	NO	NO	NO	NO
Indicator value	-7.00E-08	-8.50E-08	-2.20E-08	2.40E-09	2.90E-09	1.10E-08	-3.90E-08	-1.50E-08

Licensee Comments: none

Mitigating Systems Performance Index, Residual Heat Removal System




Thresholds: White > 1.00E-6 Yellow > 1.00E-5 Red > 1.00E-4

Notes

Mitigating Systems Performance Index, Residual Heat Removal System	3Q/11	4Q/11	1Q/12	2Q/12	3Q/12	4Q/12	1Q/13	2Q/13
UAI (Δ CDF)	-3.86E-08	-4.49E-08	-4.49E-08	1.58E-07	1.76E-07	1.77E-07	1.73E-07	1.03E-07
URI (Δ CDF)	-1.25E-07	-1.25E-07	-1.25E-07	-9.65E-08	-9.65E-08	-9.65E-08	-9.65E-08	-9.65E-08
PLE	NO	NO	NO	NO	NO	NO	NO	NO
Indicator value	-1.60E-07	-1.70E-07	-1.70E-07	6.20E-08	8.00E-08	8.00E-08	7.70E-08	6.90E-09

Licensee Comments: none

Mitigating Systems Performance Index, Cooling Water Systems



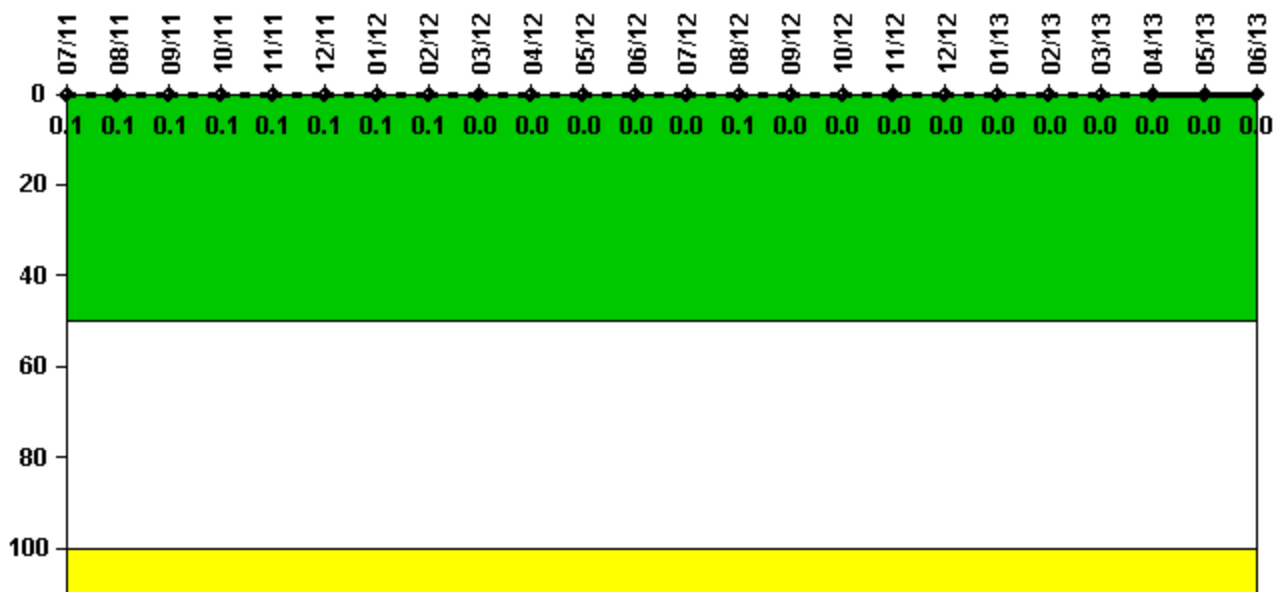
Thresholds: White > 1.00E-6 Yellow > 1.00E-5 Red > 1.00E-4

Notes

Mitigating Systems Performance Index, Cooling Water Systems	3Q/11	4Q/11	1Q/12	2Q/12	3Q/12	4Q/12	1Q/13	2Q/13
UAI (Δ CDF)	-5.77E-08	-5.20E-08	-5.56E-08	-4.76E-08	-5.47E-08	-5.94E-08	-5.76E-08	-6.59E-08
URI (Δ CDF)	-4.20E-08	-4.20E-08	-4.20E-08	-3.00E-08	-3.00E-08	-3.00E-08	-3.00E-08	-3.00E-08
PLE	NO	NO	NO	NO	NO	NO	NO	NO
Indicator value	-1.00E-07	-9.40E-08	-9.80E-08	-7.80E-08	-8.50E-08	-8.90E-08	-8.80E-08	-9.60E-08

Licensee Comments: none

Reactor Coolant System Activity



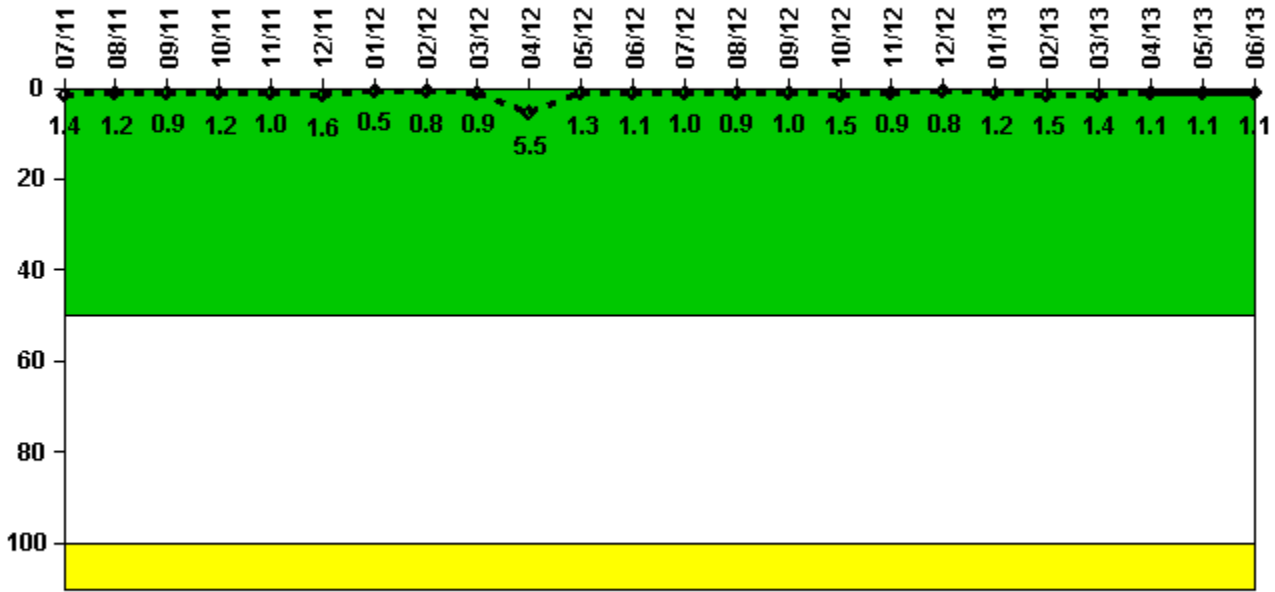
Thresholds: White > 50.0 Yellow > 100.0

Notes

Reactor Coolant System Activity	7/11	8/11	9/11	10/11	11/11	12/11	1/12	2/12	3/12	4/12	5/12	6/12
Maximum activity	0.001194	0.001276	0.001200	0.001121	0.000590	0.000574	0.000722	0.000852	0.000302	0.000278	0.000361	0.000336
Technical specification limit	1.0	1.0	1.0	1.0	1.0	1.0	1.0	1.0	1.0	1.0	1.0	1.0
Indicator value	0.1	0.1	0.1	0.1	0.1	0.1	0.1	0.1	0	0	0	0
Reactor Coolant System Activity	7/12	8/12	9/12	10/12	11/12	12/12	1/13	2/13	3/13	4/13	5/13	6/13
Maximum activity	0.000338	0.001059	0.000404	0.000346	0.000272	0.000229	0.000299	0.000255	0.000291	0.000298	0.000295	0.000246
Technical specification limit	1.0	1.0	1.0	1.0	1.0	1.0	1.0	1.0	1.0	1.0	1.0	1.0
Indicator value	0	0.1	0	0	0	0	0	0	0	0	0	0

Licensee Comments: none

Reactor Coolant System Leakage



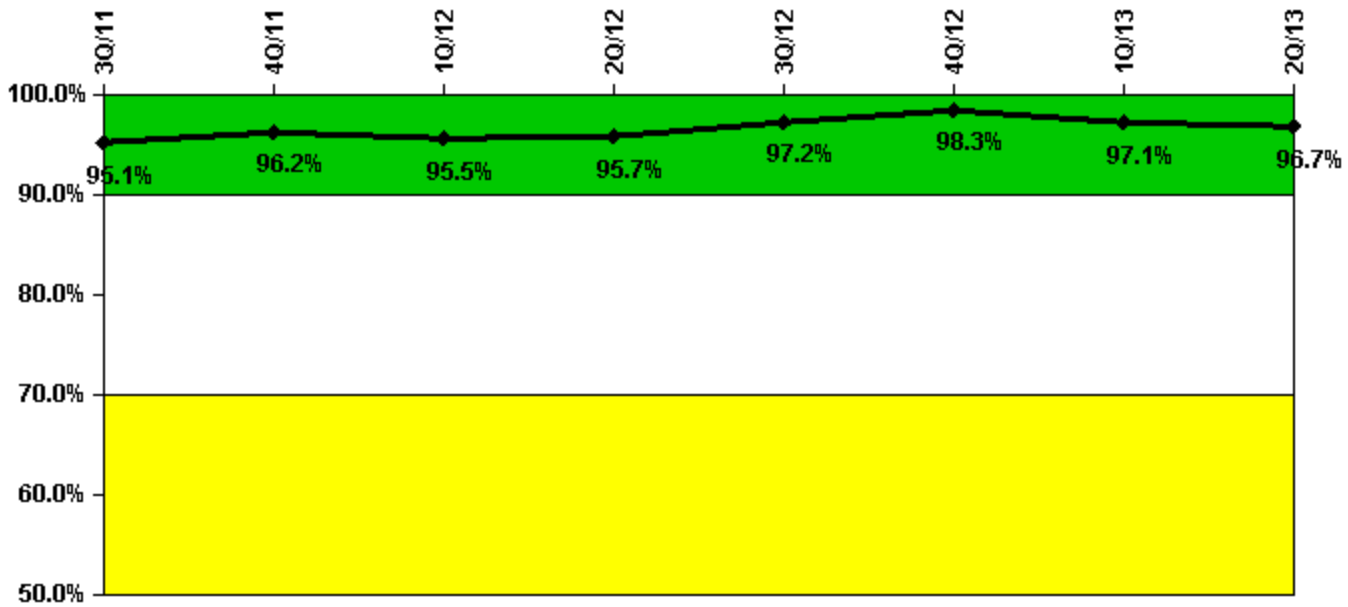
Thresholds: White > 50.0 Yellow > 100.0

Notes

Reactor Coolant System Leakage	7/11	8/11	9/11	10/11	11/11	12/11	1/12	2/12	3/12	4/12	5/12	6/12
Maximum leakage	0.141	0.120	0.093	0.124	0.102	0.163	0.051	0.076	0.089	0.549	0.128	0.114
Technical specification limit	10.0	10.0	10.0	10.0	10.0	10.0	10.0	10.0	10.0	10.0	10.0	10.0
Indicator value	1.4	1.2	0.9	1.2	1.0	1.6	0.5	0.8	0.9	5.5	1.3	1.1
Reactor Coolant System Leakage	7/12	8/12	9/12	10/12	11/12	12/12	1/13	2/13	3/13	4/13	5/13	6/13
Maximum leakage	0.095	0.094	0.099	0.147	0.090	0.081	0.115	0.149	0.136	0.106	0.108	0.106
Technical specification limit	10.0	10.0	10.0	10.0	10.0	10.0	10.0	10.0	10.0	10.0	10.0	10.0
Indicator value	1.0	0.9	1.0	1.5	0.9	0.8	1.2	1.5	1.4	1.1	1.1	1.1

Licensee Comments: none

Drill/Exercise Performance



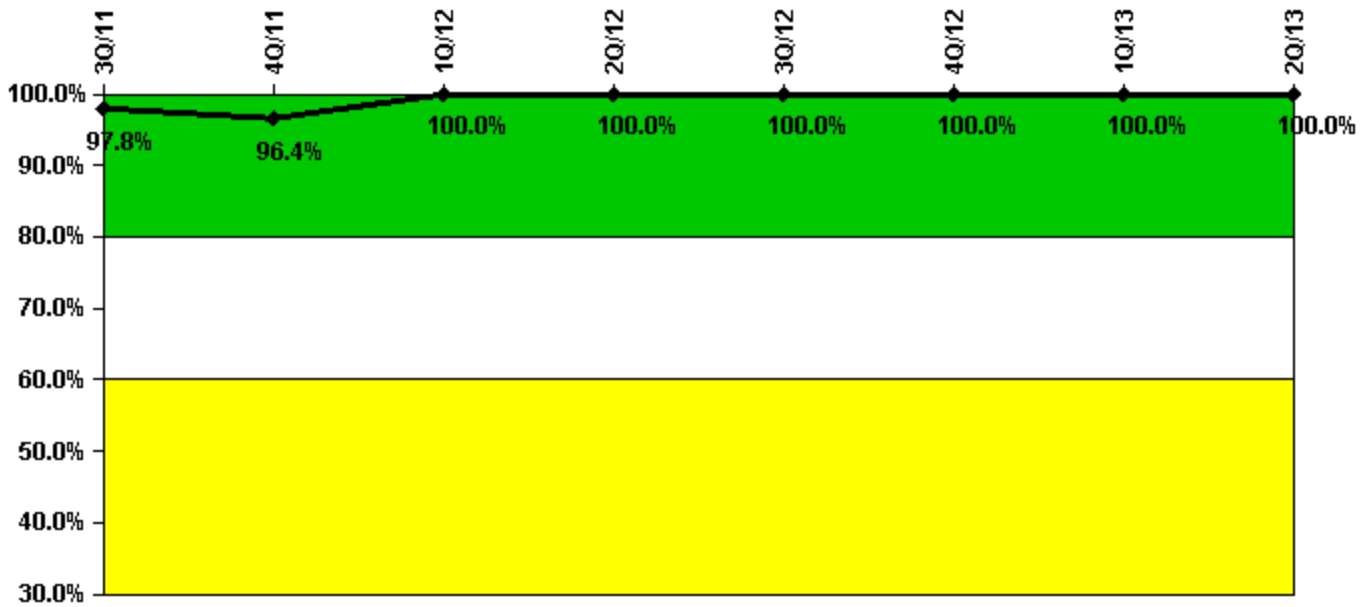
Thresholds: White < 90.0% Yellow < 70.0%

Notes

Drill/Exercise Performance	3Q/11	4Q/11	1Q/12	2Q/12	3Q/12	4Q/12	1Q/13	2Q/13
Successful opportunities	39.0	18.0	48.0	12.0	38.0	26.0	40.0	41.0
Total opportunities	40.0	18.0	50.0	12.0	38.0	26.0	44.0	43.0
Indicator value	95.1%	96.2%	95.5%	95.7%	97.2%	98.3%	97.1%	96.7%

Licensee Comments: none

ERO Drill Participation



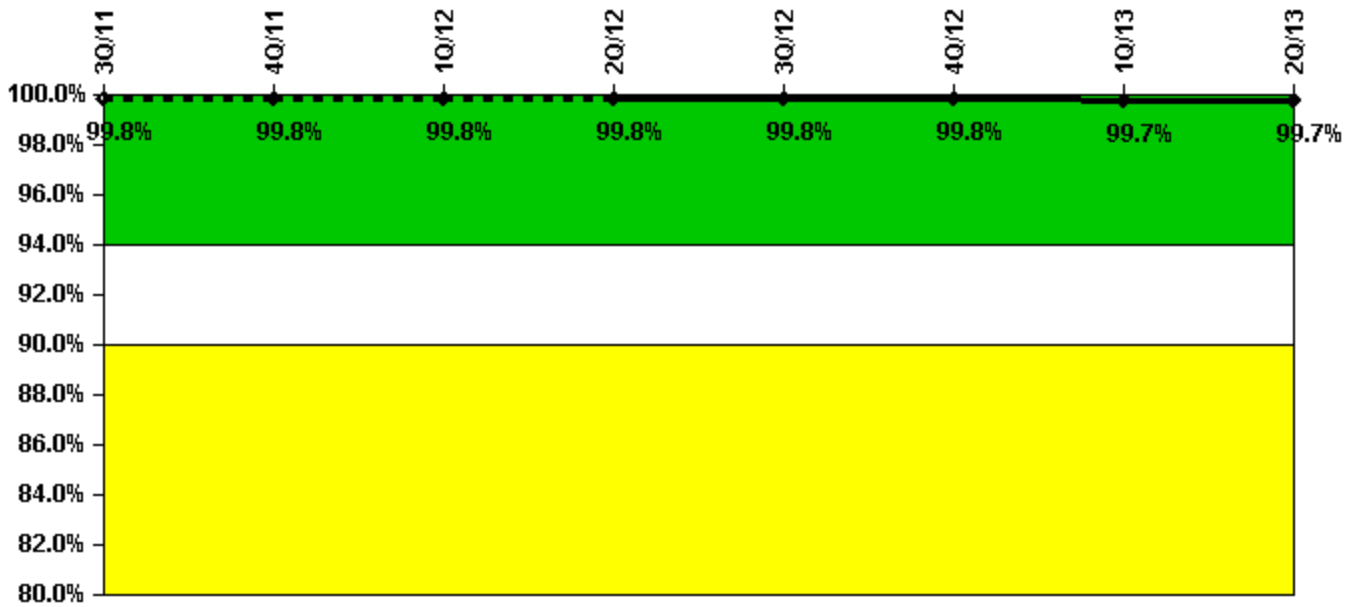
Thresholds: White < 80.0% Yellow < 60.0%

Notes

ERO Drill Participation	3Q/11	4Q/11	1Q/12	2Q/12	3Q/12	4Q/12	1Q/13	2Q/13
Participating Key personnel	136.0	135.0	133.0	132.0	130.0	124.0	130.0	130.0
Total Key personnel	139.0	140.0	133.0	132.0	130.0	124.0	130.0	130.0
Indicator value	97.8%	96.4%	100.0%	100.0%	100.0%	100.0%	100.0%	100.0%

Licensee Comments: none

Alert & Notification System



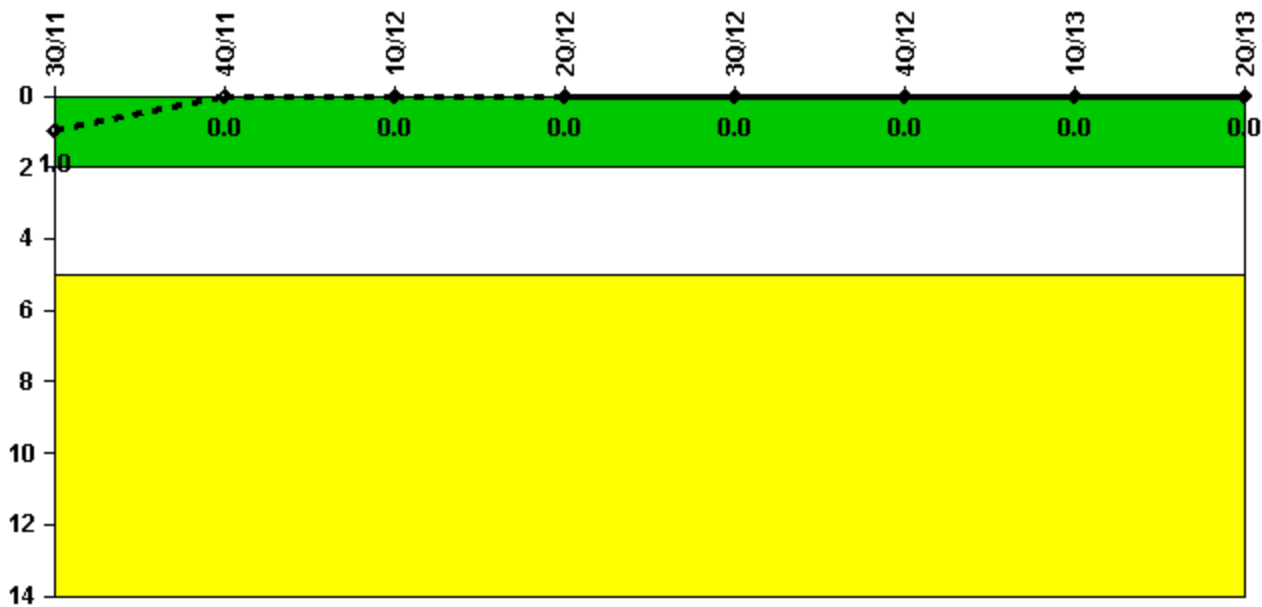
Thresholds: White < 94.0% Yellow < 90.0%

Notes

Alert & Notification System	3Q/11	4Q/11	1Q/12	2Q/12	3Q/12	4Q/12	1Q/13	2Q/13
Successful siren-tests	1753	1752	1753	1686	1750	1815	1685	1748
Total sirens-tests	1755	1755	1755	1690	1755	1820	1690	1755
Indicator value	99.8%	99.8%	99.8%	99.8%	99.8%	99.8%	99.7%	99.7%

Licensee Comments: none

Occupational Exposure Control Effectiveness



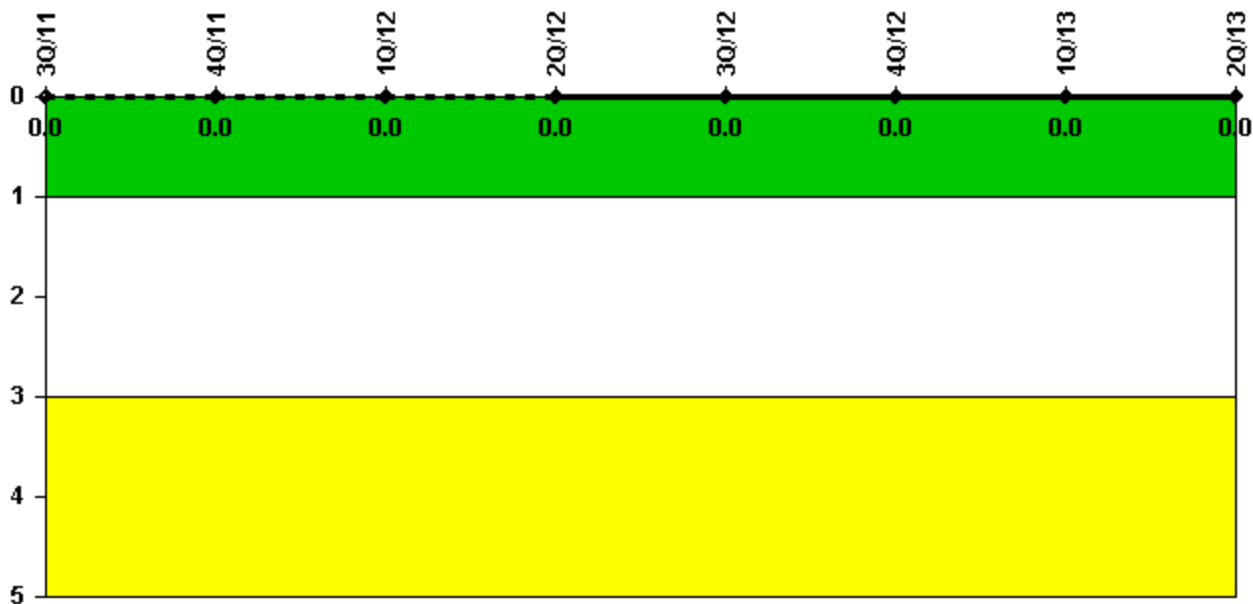
Thresholds: White > 2.0 Yellow > 5.0

Notes

Occupational Exposure Control Effectiveness	3Q/11	4Q/11	1Q/12	2Q/12	3Q/12	4Q/12	1Q/13	2Q/13
High radiation area occurrences	0	0	0	0	0	0	0	0
Very high radiation area occurrences	0	0	0	0	0	0	0	0
Unintended exposure occurrences	0	0	0	0	0	0	0	0
Indicator value	1	0	0	0	0	0	0	0

Licensee Comments: none

RETS/ODCM Radiological Effluent



Thresholds: White > 1.0 Yellow > 3.0

Notes

RETS/ODCM Radiological Effluent	3Q/11	4Q/11	1Q/12	2Q/12	3Q/12	4Q/12	1Q/13	2Q/13
RETS/ODCM occurrences	0	0	0	0	0	0	0	0
Indicator value	0	0	0	0	0	0	0	0

Licensee Comments: none

Although the Security Cornerstone is included in the Reactor Oversight Process assessment program, the Commission has decided that specific information related to findings and performance indicators pertaining to the Security Cornerstone will not be publicly available to ensure that security information is not provided to a possible adversary. Other than the fact that a finding or performance indicator is Green or Greater-Than-Green, security related information will not be displayed on the public web page.

 [Action Matrix Summary](#) | [Inspection Findings Summary](#) | [PI Summary](#) | [Reactor Oversight Process](#)

Last Modified: August 19, 2013