

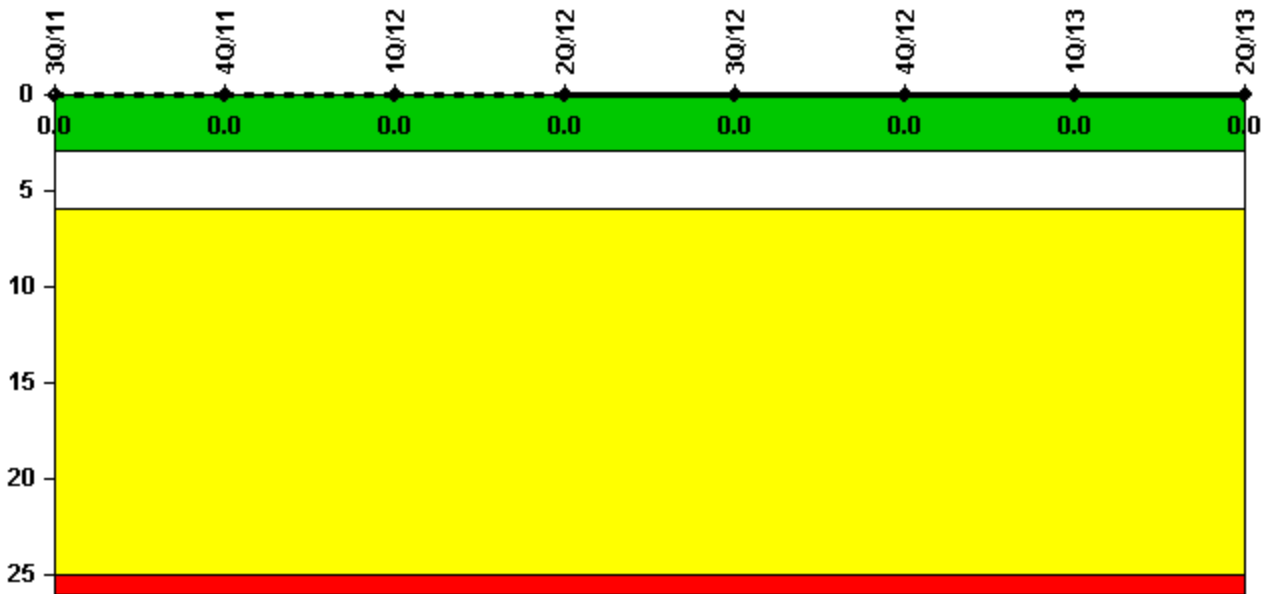
Braidwood 1

2Q/2013 Performance Indicators

The solid trend line represents the current reporting period.

Licensee's General Comments: none

Unplanned Scrams per 7000 Critical Hrs



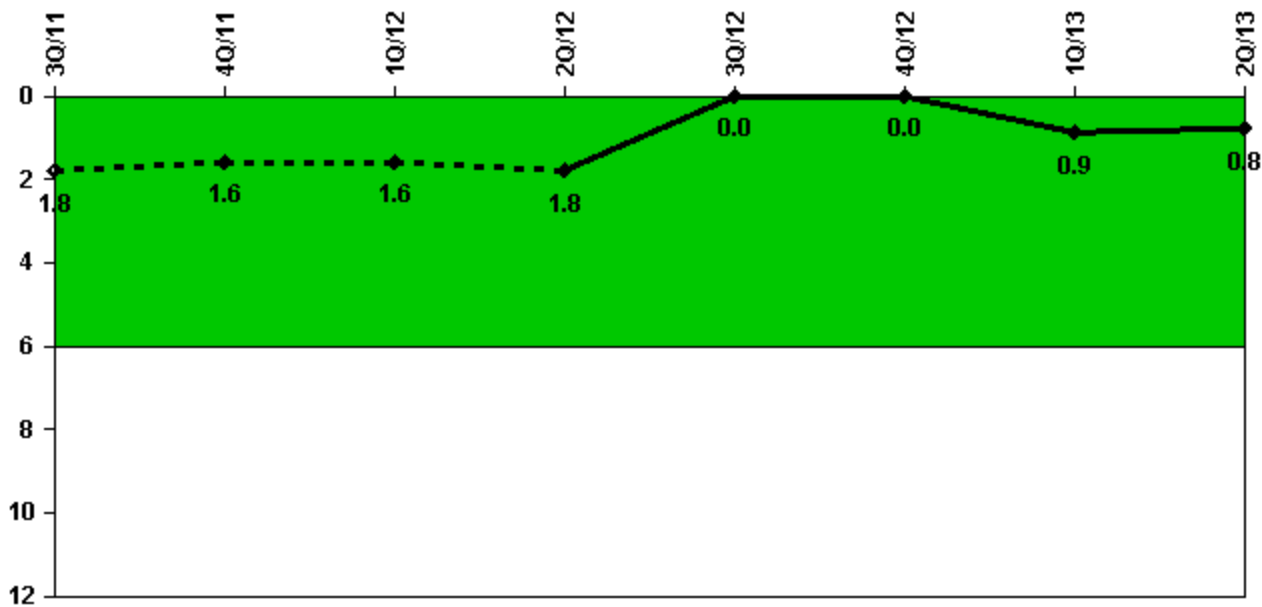
Thresholds: White > 3.0 Yellow > 6.0 Red > 25.0

Notes

Unplanned Scrams per 7000 Critical Hrs	3Q/11	4Q/11	1Q/12	2Q/12	3Q/12	4Q/12	1Q/13	2Q/13
Unplanned scrams	0	0	0	0	0	0	0	0
Critical hours	2208.0	2209.0	2183.0	1382.3	2208.0	2209.0	2159.0	2184.0
Indicator value	0	0	0	0	0	0	0	0

Licensee Comments: none

Unplanned Power Changes per 7000 Critical Hrs



Thresholds: White > 6.0

Notes

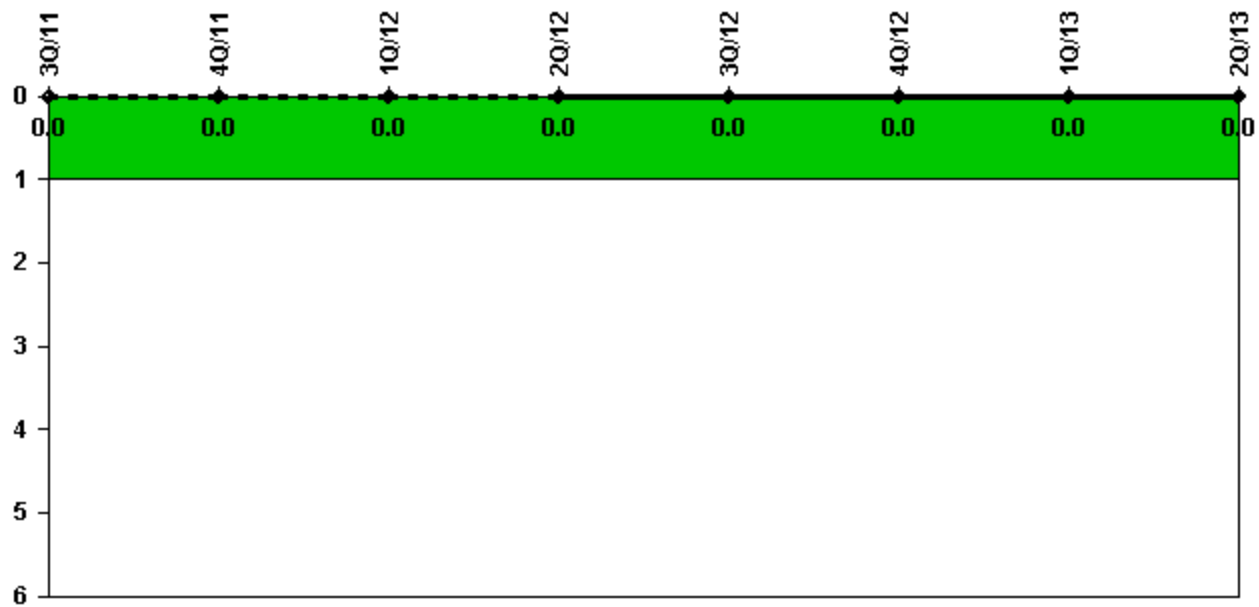
Unplanned Power Changes per 7000 Critical Hrs	3Q/11	4Q/11	1Q/12	2Q/12	3Q/12	4Q/12	1Q/13	2Q/13
Unplanned power changes	2.0	0	0	0	0	0	1.0	0
Critical hours	2208.0	2209.0	2183.0	1382.3	2208.0	2209.0	2159.0	2184.0
Indicator value	1.8	1.6	1.6	1.8	0	0	0.9	0.8

Licensee Comments:

1Q/13: 1/24/13 power reduction due to an issue with 1C RCP motor lower radial bearing.

3Q/11: 1 - 7/16/11 Power reduction for repairs to a pressurizer spray bypass valve; 2 - 09/02/2011 Power reduction due to throttle valve failure.

Unplanned Scrams with Complications



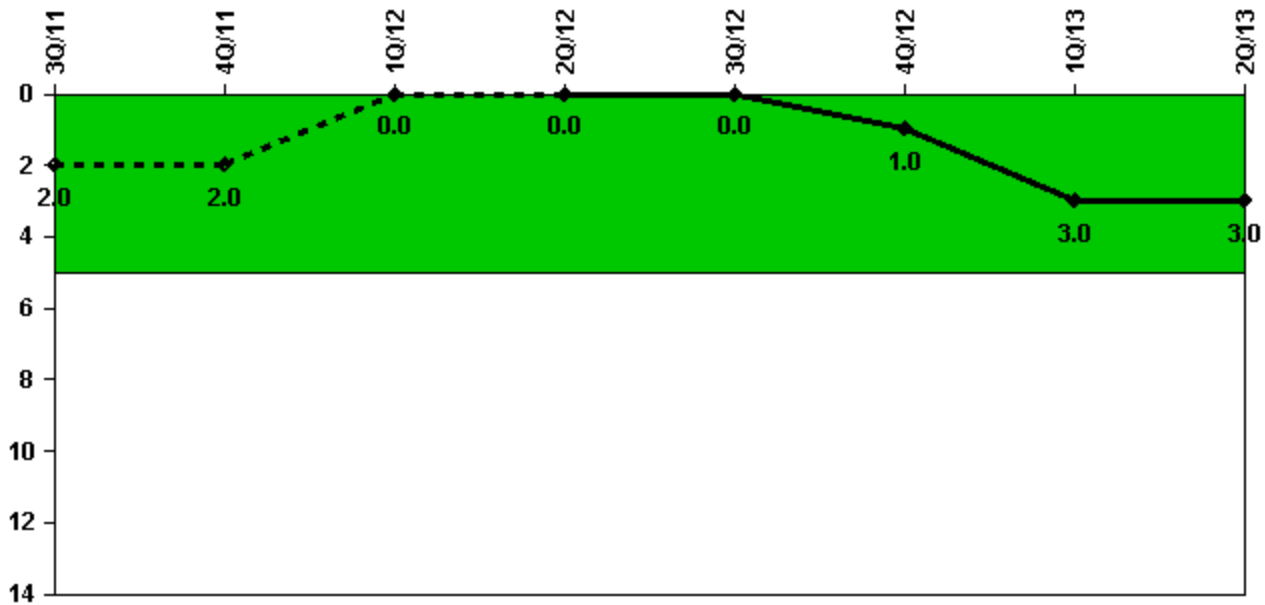
Thresholds: White > 1.0

Notes

Unplanned Scrams with Complications	3Q/11	4Q/11	1Q/12	2Q/12	3Q/12	4Q/12	1Q/13	2Q/13
Scrams with complications	0	0	0	0	0	0	0	0
Indicator value	0.0	0.0	0.0	0.0	0.0	0.0	0.0	0.0

Licensee Comments: none

Safety System Functional Failures (PWR)



Thresholds: White > 5.0

Notes

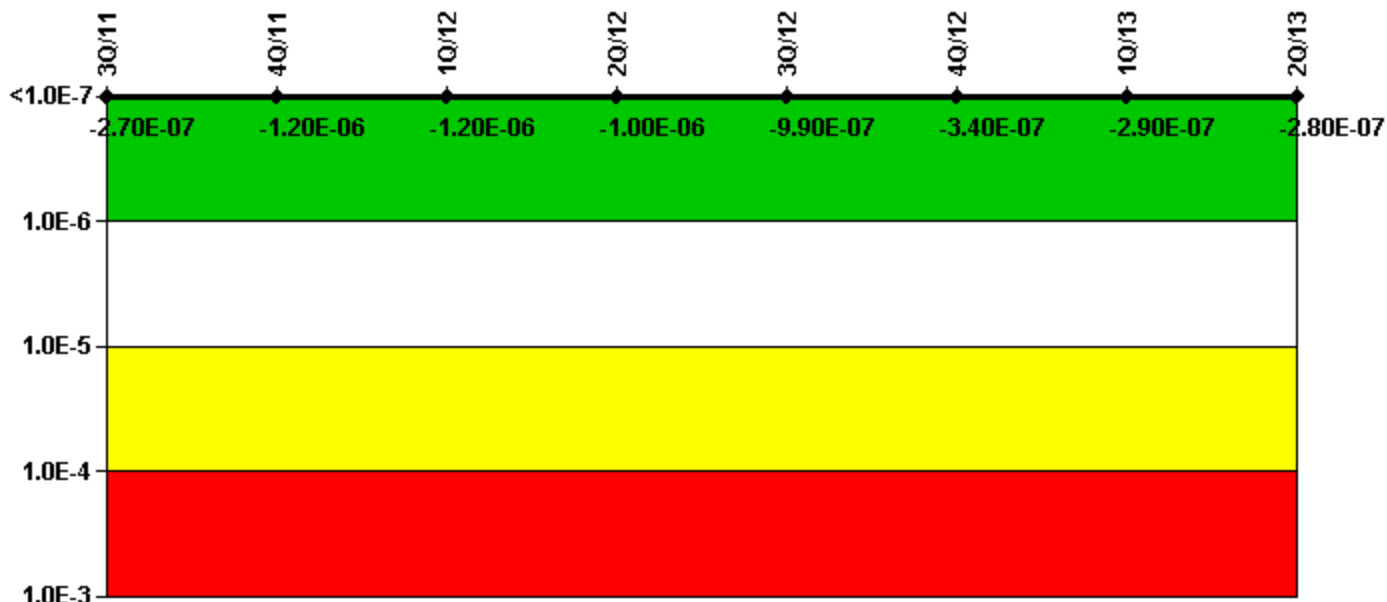
Safety System Functional Failures (PWR)	3Q/11	4Q/11	1Q/12	2Q/12	3Q/12	4Q/12	1Q/13	2Q/13
Safety System Functional Failures	0	0	0	0	0	1	2	0
Indicator value	2	2	0	0	0	1	3	3

Licensee Comments:

1Q/13: LER 2012-005-00, Incorrect Procedure Guidance Results in Inoperable 1A/1B EDG. LER 2012-003-01, Fuel Handling Incident Area Radiation Monitors Inoperable.

4Q/12: 1 SSFF - Licensee Event Report 2012-004-01 - Notice of Enforcement Discretion Received for Ultimate Heat Sink Temperature Exceeding Technical Specifications Requirements Due to Prolonged Hot Weather

Mitigating Systems Performance Index, Emergency AC Power System



Thresholds: White > 1.00E-6 Yellow > 1.00E-5 Red > 1.00E-4

Notes

Mitigating Systems Performance Index, Emergency AC Power System	3Q/11	4Q/11	1Q/12	2Q/12	3Q/12	4Q/12	1Q/13	2Q/13
UAI (ΔCDF)	2.73E-08	8.19E-08	1.22E-07	4.19E-08	2.99E-08	5.40E-10	4.09E-08	4.15E-08
URI (ΔCDF)	-3.00E-07	-1.29E-06	-1.28E-06	-1.07E-06	-1.02E-06	-3.39E-07	-3.31E-07	-3.25E-07
PLE	NO	NO	NO	NO	NO	NO	NO	NO
Indicator value	-2.70E-07	-1.20E-06	-1.20E-06	-1.00E-06	-9.90E-07	-3.40E-07	-2.90E-07	-2.80E-07

Licensee Comments:

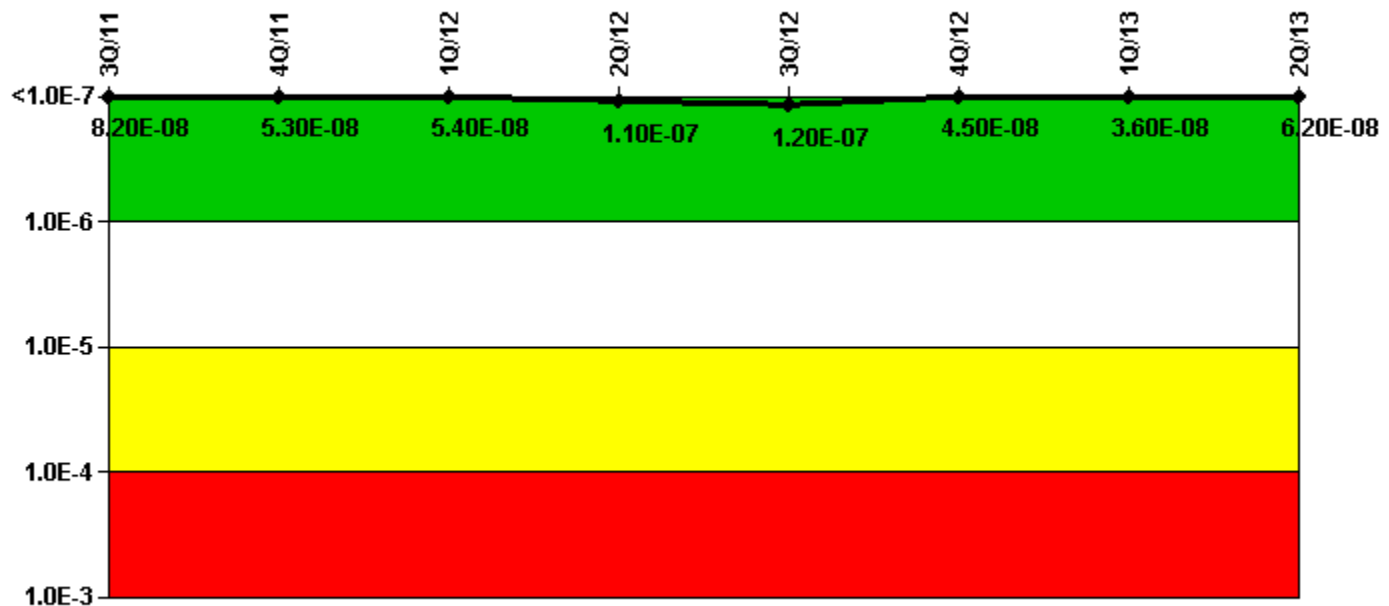
4Q/12: 1/15/2013 - Braidwood PRA Model Revision No: BB011b approved September 30, 2012, revised Unit 1 and Unit 2 PRA inputs due to eliminating conservative configurations, taking some credit for realigning the 0 CC pump, and the addition of credit for the SX007 valves to be manipulated manually.

2Q/12: Changed PRA Parameter(s). 7/20/12 - 1) Braidwood PRA Model Revision No: BB011a approved March 29, 2012, revised Unit 1 and Unit 2 PRA inputs due to a periodic PRA model update. This included new data analysis, new HRA dependency analysis, and new pre-initiator HRA. This update also removed credit for operator action to crosstie AFW. 2) During an investigation of the why the Unit 2 CWS MSPI became White, it was identified that the model change made for the fourth quarter 2011 reporting period eliminated credit for opposite unit components/trains for the shared Component Cooling Water System. It was not recognized at the time that this required re-scoping of the CWS and EAC indexes. An evaluation of this oversight for the fourth quarter 2011 and 1st quarter 2012 was performed and determined there was no impact on the reported colors for EAC and CWS. CDE inputs to properly reflect this scope change were made for the second quarter 2012.

1Q/12: Risk Cap Invoked. Changed PRA Parameter(s).

4Q/11: Risk Cap Invoked. Changed PRA Parameter(s). Braidwood PRA Model Revision No: 6F approved September 29, 2011, revised Unit 1 and Unit 2 PRA inputs due to a change in the plant operations which calls for preemptively splitting CC trains Post-LOCA and the addition of a revised internal flooding study. Additionally, the RH8716 valves were removed from MSPI scope due to a sufficiently low Birnbaum value.

Mitigating Systems Performance Index, High Pressure Injection System



Thresholds: White > 1.00E-6 Yellow > 1.00E-5 Red > 1.00E-4

Notes

Mitigating Systems Performance Index, High Pressure Injection System	3Q/11	4Q/11	1Q/12	2Q/12	3Q/12	4Q/12	1Q/13	2Q/13
UAI (Δ CDF)	8.53E-08	5.50E-08	5.61E-08	1.10E-07	1.23E-07	5.39E-08	4.45E-08	7.03E-08
URI (Δ CDF)	-3.33E-09	-2.27E-09	-2.25E-09	-3.90E-09	-3.73E-09	-8.88E-09	-8.96E-09	-8.76E-09
PLE	NO	NO	NO	NO	NO	NO	NO	NO
Indicator value	8.20E-08	5.30E-08	5.40E-08	1.10E-07	1.20E-07	4.50E-08	3.60E-08	6.20E-08

Licensee Comments:

4Q/12: 1/15/2013 - Braidwood PRA Model Revision No: BB011b approved September 30, 2012, revised Unit 1 and Unit 2 PRA inputs due to eliminating conservative configurations, taking some credit for realigning the 0 CC pump, and the addition of credit for the SX007 valves to be manipulated manually.

2Q/12: Changed PRA Parameter(s). 7/20/12 - Braidwood PRA Model Revision No: BB011a approved March 29, 2012, revised Unit 1 and Unit 2 PRA inputs due to a periodic PRA model update. This included new data analysis, new HRA dependency analysis, and new pre-initiator HRA. This update also removed credit for operator action to crosstie AFW.

1Q/12: Changed PRA Parameter(s).

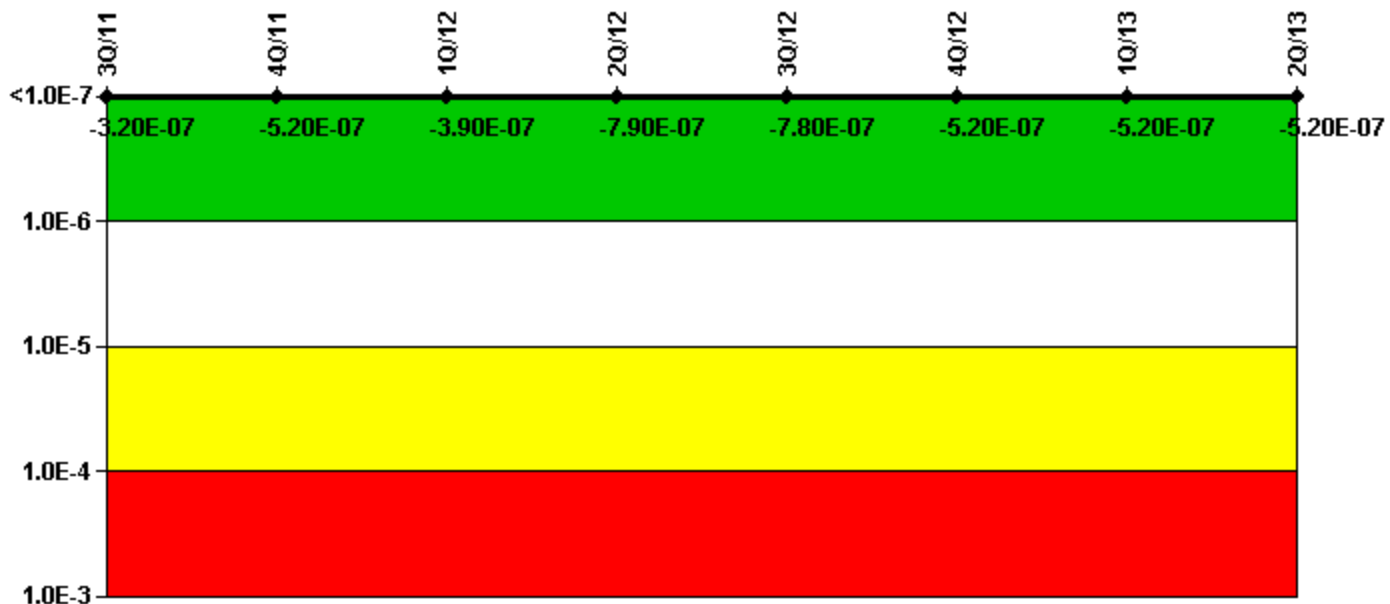
1Q/12: Changed PRA Parameter(s). 7/23/12: During incorporation of PRA Model Revision No: BB011a for 2Q2012, a change was incorrectly entered for 2Q2006. This has been corrected, but caused the System Generated PI Comment ???PRA Parameters Changed???. Review verified no change to Unreliability Index or Unavailability Index.

4Q/11: Changed PRA Parameter(s). Braidwood PRA Model Revision No: 6F approved September 29, 2011, revised Unit 1 and Unit 2 PRA inputs due to a change in the plant operations which calls for preemptively splitting CC trains Post-LOCA and the addition of a revised internal flooding study. Additionally, the RH8716 valves were remove from MSPI scope due to a sufficiently low Birnbaum value. 7/23/12: During incorporation of PRA Model Revision No: BB011a for 2Q2012, a change was incorrectly entered for 2Q2006. This has been corrected, but caused the System Generated PI Comment ???PRA Parameters Changed???. Review verified no change to Unreliability Index or Unavailability Index.

4Q/11: Changed PRA Parameter(s). Braidwood PRA Model Revision No: 6F approved September 29, 2011, revised Unit 1 and Unit 2 PRA inputs due to a change in the plant operations which calls for preemptively splitting CC trains Post-LOCA and the addition of a revised internal flooding study. Additionally, the RH8716 valves were remove from MSPI scope due to a sufficiently low Birnbaum value.

3Q/11: Changed PRA Parameter(s). 7/23/12: During incorporation of PRA Model Revision No: BB011a for 2Q2012, a change was incorrectly entered for 2Q2006. This has been corrected, but caused the System Generated PI Comment ???PRA Parameters Changed???. Review verified no change to Unreliability Index or Unavailability Index.

Mitigating Systems Performance Index, Heat Removal System



Thresholds: White > 1.00E-6 Yellow > 1.00E-5 Red > 1.00E-4

Notes

Mitigating Systems Performance Index, Heat Removal System	3Q/11	4Q/11	1Q/12	2Q/12	3Q/12	4Q/12	1Q/13	2Q/13
UAI (ΔCDF)	-4.92E-08	1.43E-08	1.36E-07	-9.11E-08	-9.11E-08	-6.39E-08	-6.39E-08	-6.39E-08
URI (ΔCDF)	-2.74E-07	-5.30E-07	-5.25E-07	-6.99E-07	-6.86E-07	-4.56E-07	-4.60E-07	-4.60E-07
PLE	NO	NO	NO	NO	NO	NO	NO	NO
Indicator value	-3.20E-07	-5.20E-07	-3.90E-07	-7.90E-07	-7.80E-07	-5.20E-07	-5.20E-07	-5.20E-07

Licensee Comments:

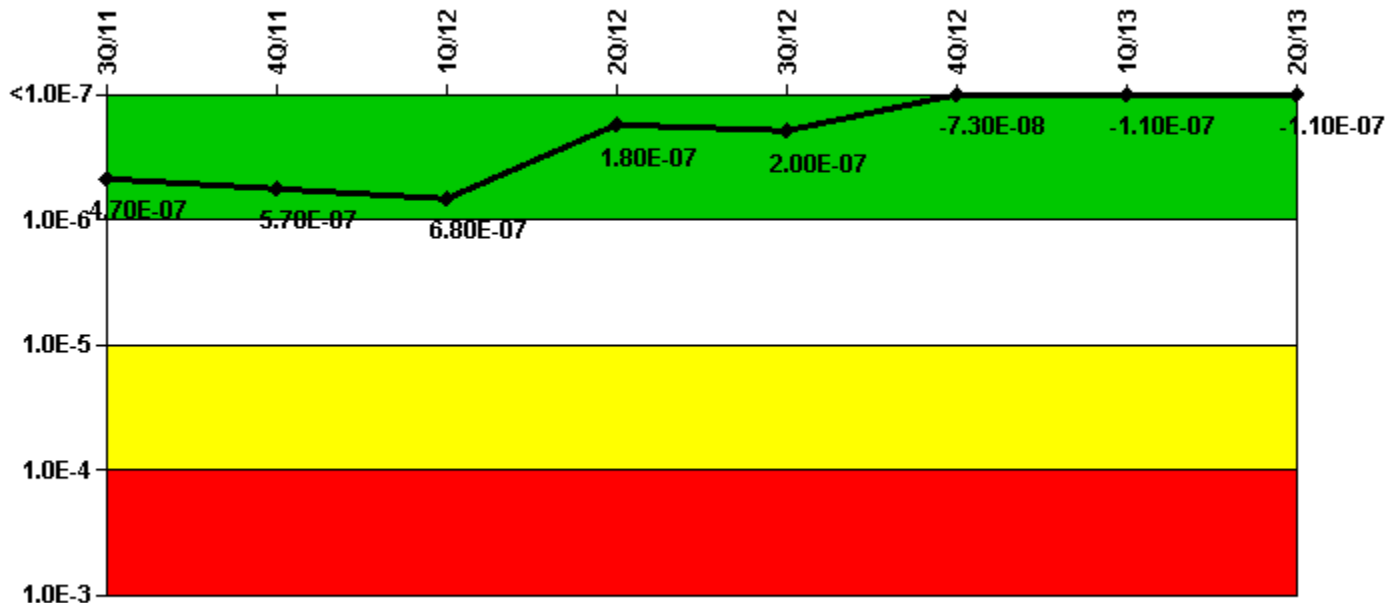
4Q/12: 1/15/2013 - Braidwood PRA Model Revision No: BB011b approved September 30, 2012, revised Unit 1 and Unit 2 PRA inputs due to eliminating conservative configurations, taking some credit for realigning the 0 CC pump, and the addition of credit for the SX007 valves to be manipulated manually.

2Q/12: Changed PRA Parameter(s). 7/20/12 - Braidwood PRA Model Revision No: BB011a approved March 29, 2012, revised Unit 1 and Unit 2 PRA inputs due to a periodic PRA model update. This included new data analysis, new HRA dependency analysis, and new pre-initiator HRA. This update also removed credit for operator action to crosstie AFW.

1Q/12: Changed PRA Parameter(s).

4Q/11: Changed PRA Parameter(s). Braidwood PRA Model Revision No: 6F approved September 29, 2011, revised Unit 1 and Unit 2 PRA inputs due to a change in the plant operations which calls for preemptively splitting CC trains Post-LOCA and the addition of a revised internal flooding study. Additionally, the RH8716 valves were removed from MSPI scope due to a sufficiently low Birnbaum value.

Mitigating Systems Performance Index, Residual Heat Removal System



Thresholds: White > 1.00E-6 Yellow > 1.00E-5 Red > 1.00E-4

Notes

Mitigating Systems Performance Index, Residual Heat Removal System	3Q/11	4Q/11	1Q/12	2Q/12	3Q/12	4Q/12	1Q/13	2Q/13
UAI (ΔCDF)	1.52E-07	1.32E-07	2.35E-07	6.99E-08	8.72E-08	2.91E-08	-6.41E-09	-6.41E-09
URI (ΔCDF)	3.19E-07	4.42E-07	4.47E-07	1.15E-07	1.16E-07	-1.02E-07	-1.02E-07	-1.02E-07
PLE	NO	NO	NO	NO	NO	NO	NO	NO
Indicator value	4.70E-07	5.70E-07	6.80E-07	1.80E-07	2.00E-07	-7.30E-08	-1.10E-07	-1.10E-07

Licensee Comments:

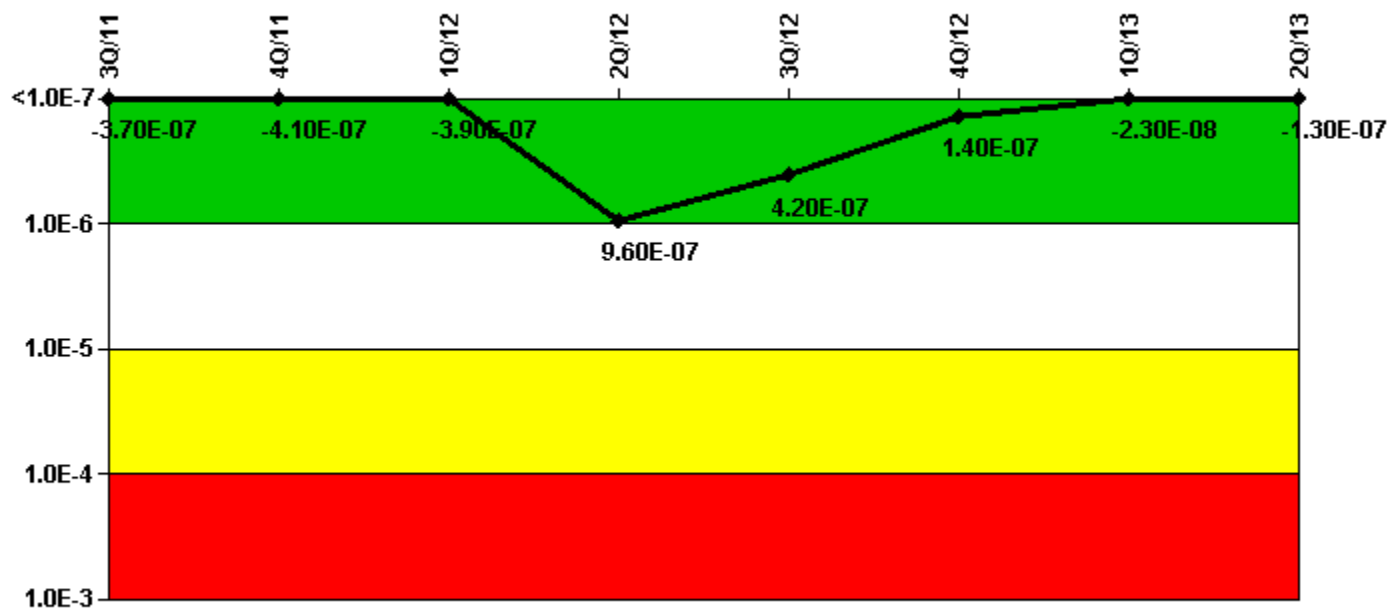
4Q/12: 1/15/2013 - Braidwood PRA Model Revision No: BB011b approved September 30, 2012, revised Unit 1 and Unit 2 PRA inputs due to eliminating conservative configurations, taking some credit for realigning the 0 CC pump, and the addition of credit for the SX007 valves to be manipulated manually.

2Q/12: Changed PRA Parameter(s). 7/20/12 - Braidwood PRA Model Revision No: BB011a approved March 29, 2012, revised Unit 1 and Unit 2 PRA inputs due to a periodic PRA model update. This included new data analysis, new HRA dependency analysis, and new pre-initiator HRA. This update also removed credit for operator action to crosstie AFW.

1Q/12: Changed PRA Parameter(s).

4Q/11: Changed PRA Parameter(s). Braidwood PRA Model Revision No: 6F approved September 29, 2011, revised Unit 1 and Unit 2 PRA inputs due to a change in the plant operations which calls for preemptively splitting CC trains Post-LOCA and the addition of a revised internal flooding study. Additionally, the RH8716 valves were remove from MSPI scope due to a sufficiently low Birnbaum value.

Mitigating Systems Performance Index, Cooling Water Systems



Thresholds: White > 1.00E-6 Yellow > 1.00E-5 Red > 1.00E-4

Notes

Mitigating Systems Performance Index, Cooling Water Systems	3Q/11	4Q/11	1Q/12	2Q/12	3Q/12	4Q/12	1Q/13	2Q/13
UAI (Δ CDF)	2.20E-07	1.87E-07	1.98E-07	2.06E-07	2.17E-07	1.12E-07	1.41E-07	2.69E-08
URI (Δ CDF)	-5.92E-07	-5.93E-07	-5.88E-07	7.51E-07	2.07E-07	2.64E-08	-1.63E-07	-1.59E-07
PLE	NO	NO	NO	NO	NO	NO	NO	NO
Indicator value	-3.70E-07	-4.10E-07	-3.90E-07	9.60E-07	4.20E-07	1.40E-07	-2.30E-08	-1.30E-07

Licensee Comments:

2Q/13: Changed PRA Parameter(s).

4Q/12: 1/15/2013 - Braidwood PRA Model Revision No: BB011b approved September 30, 2012, revised Unit 1

and Unit 2 PRA inputs due to eliminating conservative configurations, taking some credit for realigning the 0 CC pump, and the addition of credit for the SX007 valves to be manipulated manually.

3Q/12: Risk Cap Invoked.

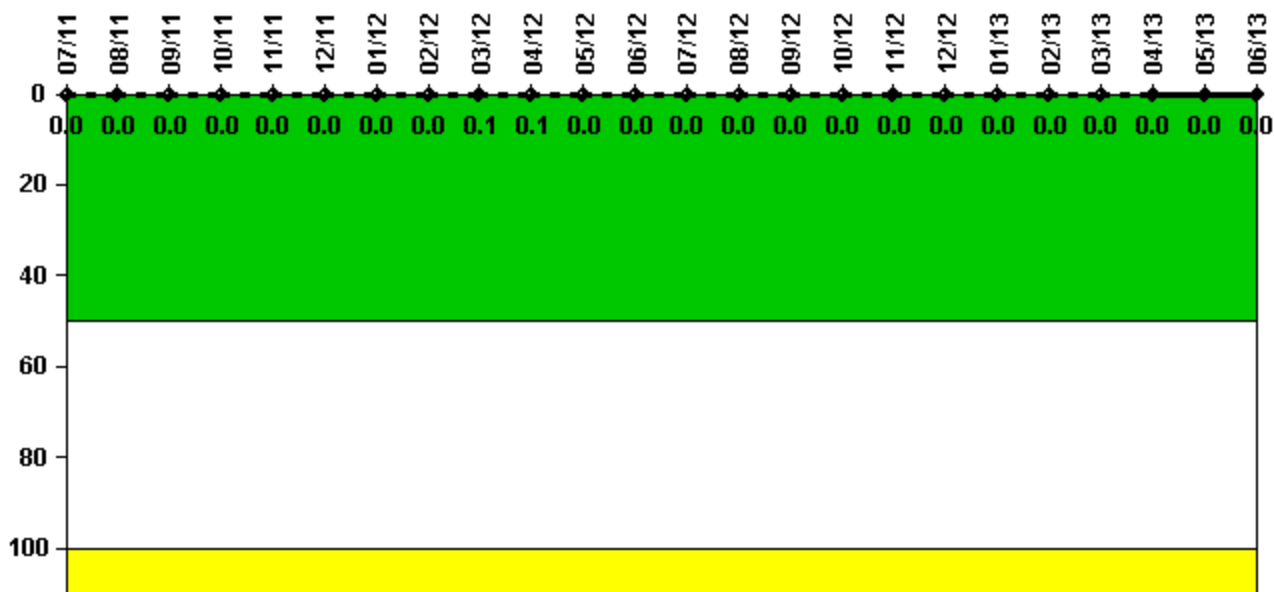
2Q/12: Risk Cap Invoked. Changed PRA Parameter(s). 7/20/12 - 1) Braidwood PRA Model Revision No: BB011a approved March 29, 2012, revised Unit 1 and Unit 2 PRA inputs due to a periodic PRA model update. This included new data analysis, new HRA dependency analysis, and new pre-initiator HRA. This update also removed credit for operator action to crosstie AFW. 2) During an investigation of the why the Unit 2 CWS MSPI became White, it was identified that the model change made for the fourth quarter 2011 reporting period eliminated credit for opposite unit components/trains for the shared Component Cooling Water System. It was not recognized at the time that this required re-scoping of the CWS and EAC indexes. An evaluation of this oversight for the fourth quarter 2011 and 1st quarter 2012 was performed and determined there was no impact on the reported colors for EAC and CWS. CDE inputs to properly reflect this scope change were made for the second quarter 2012.

2Q/12: Risk Cap Invoked. Changed PRA Parameter(s). 7/20/12 - 1) Braidwood PRA Model Revision No: BB011a approved March 29, 2012, revised Unit 1 and Unit 2 PRA inputs due to a periodic PRA model update. This included new data analysis, new HRA dependency analysis, and new pre-initiator HRA. This update also removed credit for operator action to crosstie AFW. 2) During an investigation of the why the Unit 2 CWS MSPI became White, it was identified that the model change made for the fourth quarter 2011 reporting period eliminated credit for opposite unit components/trains for the shared Component Cooling Water System. It was not recognized at the time that this required re-scoping of the CWS and EAC indexes. An evaluation of this oversight for the fourth quarter 2011 and 1st quarter 2012 was performed and determined there was no impact on the reported colors for EAC and CWS. CDE inputs to properly reflect this scope change were made for the second quarter 2012. 10/18/12: Per MSPI Basis Document Rev. 9 (approved 10/17/12), PRA inputs changed to reflect use of a greater number of significant digits. Resulted in minor increase in UAI and MSPI PI; MSPI remained Green for 2nd QTR 2012.

1Q/12: Changed PRA Parameter(s).

4Q/11: Changed PRA Parameter(s). Braidwood PRA Model Revision No: 6F approved September 29, 2011, revised Unit 1 and Unit 2 PRA inputs due to a change in the plant operations which calls for preemptively splitting CC trains Post-LOCA and the addition of a revised internal flooding study. Additionally, the RH8716 valves were removed from MSPI scope due to a sufficiently low Birnbaum value.

Reactor Coolant System Activity



Thresholds: White > 50.0 Yellow > 100.0

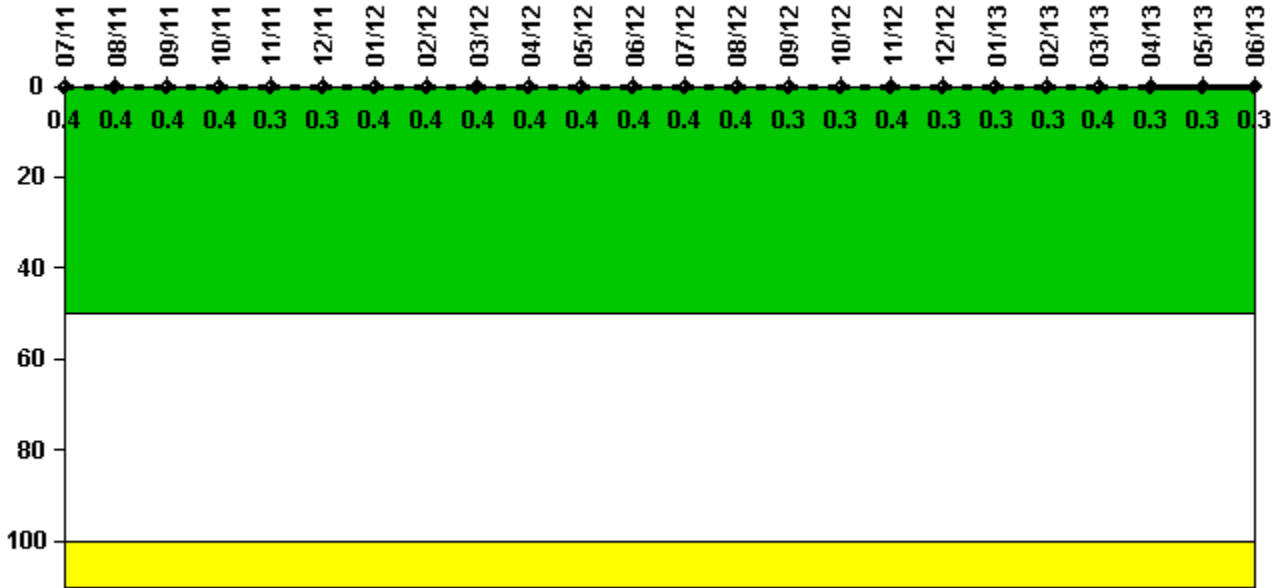
Notes

Reactor Coolant System Activity	7/11	8/11	9/11	10/11	11/11	12/11	1/12	2/12	3/12	4/12	5/12	6/12
Maximum activity	0.000372	0.000391	0.000407	0.000415	0.000478	0.000473	0.000474	0.000483	0.000505	0.000501	0.000148	0.000163
Technical specification limit	1.0	1.0	1.0	1.0	1.0	1.0	1.0	1.0	1.0	1.0	1.0	1.0
Indicator value	0	0	0	0	0	0	0	0	0.1	0.1	0	0

Reactor Coolant System Activity	7/12	8/12	9/12	10/12	11/12	12/12	1/13	2/13	3/13	4/13	5/13	6/13
Maximum activity	0.000172	0.000185	0.000199	0.000202	0.000210	0.000248	0.000227	0.000240	0.000257	0.000266	0.000275	0.000297
Technical specification limit	1.0	1.0	1.0	1.0	1.0	1.0	1.0	1.0	1.0	1.0	1.0	1.0
Indicator value	0	0	0	0	0	0	0	0	0	0	0	0

Licensee Comments: none

Reactor Coolant System Leakage



Thresholds: White > 50.0 Yellow > 100.0

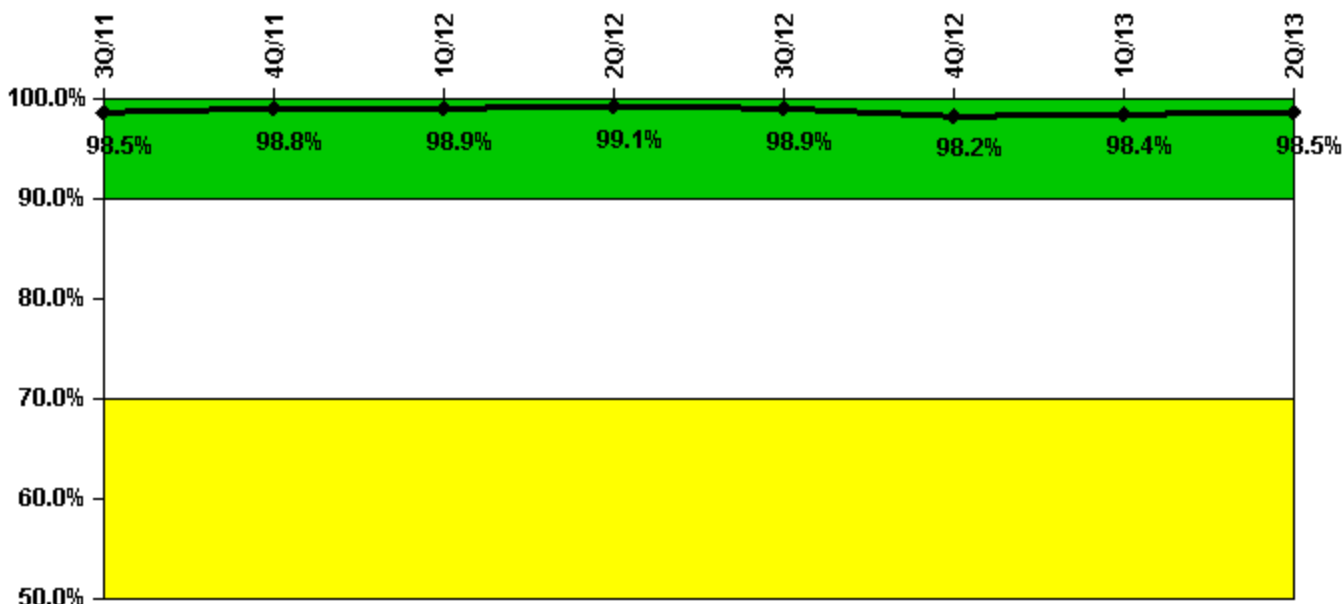
Notes

Reactor Coolant System Leakage	7/11	8/11	9/11	10/11	11/11	12/11	1/12	2/12	3/12	4/12	5/12	6/12
Maximum leakage	0.043	0.043	0.037	0.039	0.034	0.033	0.038	0.040	0.038	0.036	0.039	0.036
Technical specification limit	10.0	10.0	10.0	10.0	10.0	10.0	10.0	10.0	10.0	10.0	10.0	10.0
Indicator value	0.4	0.4	0.4	0.4	0.3	0.3	0.4	0.4	0.4	0.4	0.4	0.4

Reactor Coolant System Leakage	7/12	8/12	9/12	10/12	11/12	12/12	1/13	2/13	3/13	4/13	5/13	6/13
Maximum leakage	0.044	0.038	0.034	0.033	0.036	0.031	0.033	0.034	0.036	0.034	0.033	0.033
Technical specification limit	10.0	10.0	10.0	10.0	10.0	10.0	10.0	10.0	10.0	10.0	10.0	10.0
Indicator value	0.4	0.4	0.3	0.3	0.4	0.3	0.3	0.3	0.4	0.3	0.3	0.3

Licensee Comments: none

Drill/Exercise Performance



Thresholds: White < 90.0% Yellow < 70.0%

Notes

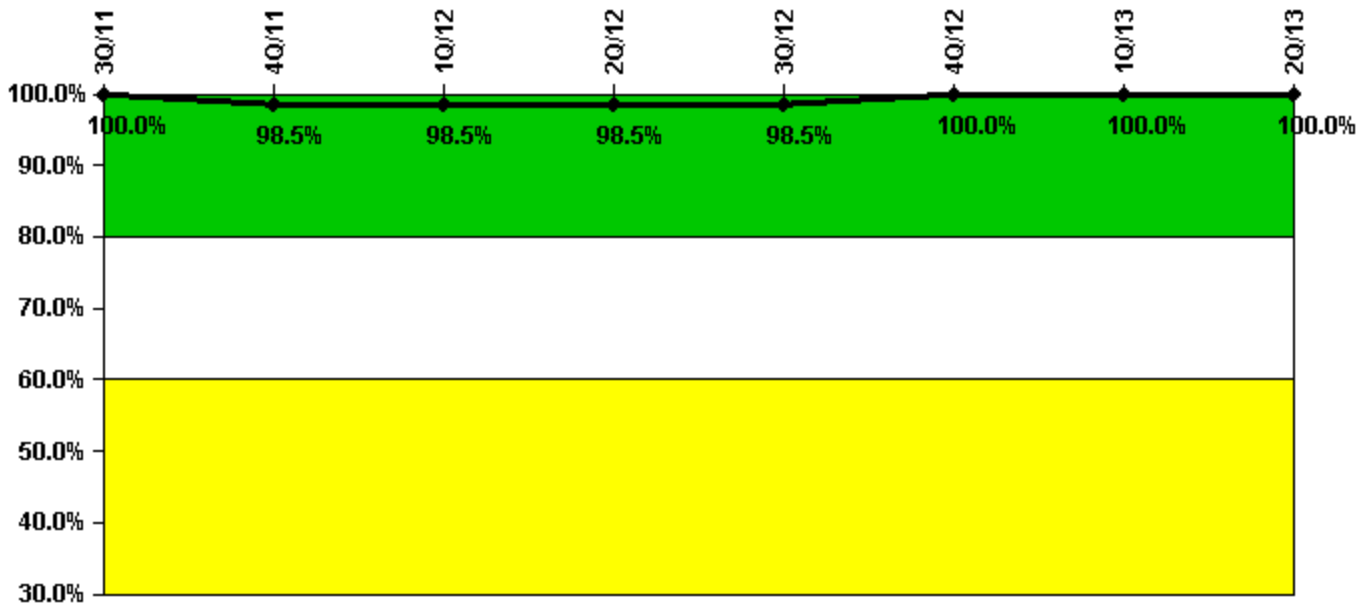
Drill/Exercise Performance	3Q/11	4Q/11	1Q/12	2Q/12	3Q/12	4Q/12	1Q/13	2Q/13
Successful opportunities	56.0	78.0	67.0	20.0	70.0	31.0	22.0	39.0
Total opportunities	56.0	78.0	69.0	20.0	72.0	33.0	22.0	39.0
Indicator value	98.5%	98.8%	98.9%	99.1%	98.9%	98.2%	98.4%	98.5%

Licensee Comments:

4Q/12: 6/10/13 - December 2012 data corrected a December 2012 Drill and Exercise Opportunities that per FAQ 12.06 is determined to NOT be a failure. Data changed from 18 successful opportunities to 19 successful opportunities.

2Q/12: 12/2012 - June 2012 data corrected remove two May 2012 DEPs that had already been counted in May, 2012. Data changed from 16 event opportunities to 14 event opportunities.

ERO Drill Participation



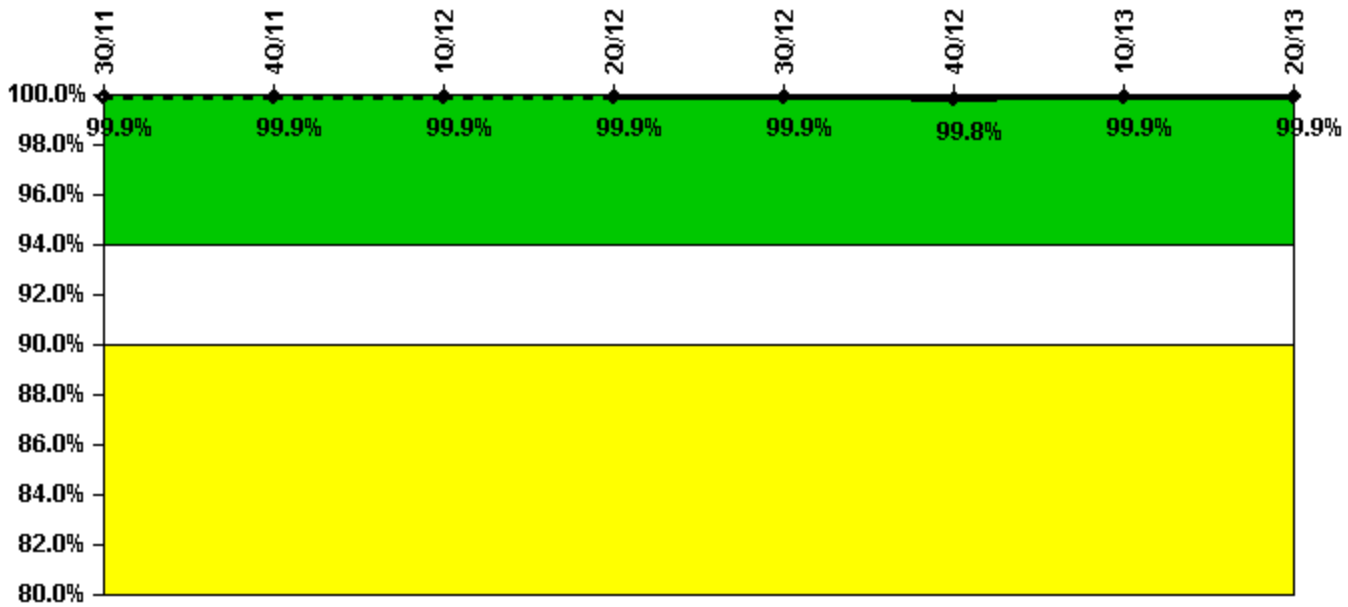
Thresholds: White < 80.0% Yellow < 60.0%

Notes

ERO Drill Participation	3Q/11	4Q/11	1Q/12	2Q/12	3Q/12	4Q/12	1Q/13	2Q/13
Participating Key personnel	65.0	65.0	67.0	66.0	65.0	65.0	62.0	66.0
Total Key personnel	65.0	66.0	68.0	67.0	66.0	65.0	62.0	66.0
Indicator value	100.0%	98.5%	98.5%	98.5%	98.5%	100.0%	100.0%	100.0%

Licensee Comments: none

Alert & Notification System



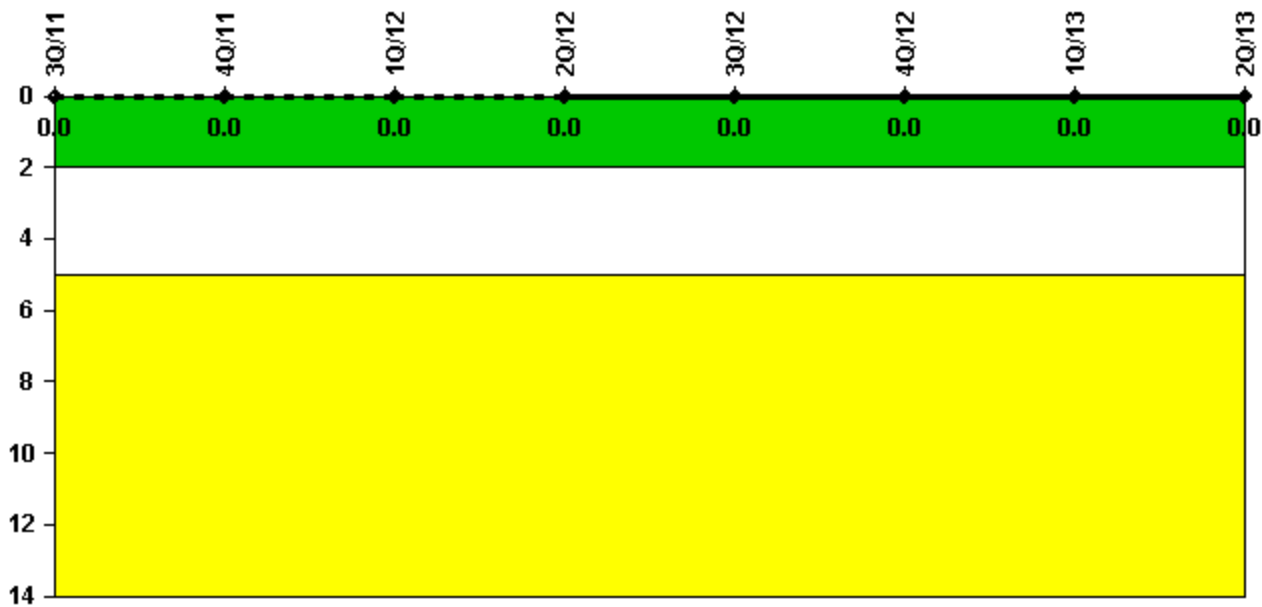
Thresholds: White < 94.0% Yellow < 90.0%

Notes

Alert & Notification System	3Q/11	4Q/11	1Q/12	2Q/12	3Q/12	4Q/12	1Q/13	2Q/13
Successful siren-tests	3070	3071	3117	3063	3019	3070	3070	3065
Total sirens-tests	3072	3072	3120	3072	3024	3072	3072	3072
Indicator value	99.9%	99.9%	99.9%	99.9%	99.9%	99.8%	99.9%	99.9%

Licensee Comments: none

Occupational Exposure Control Effectiveness



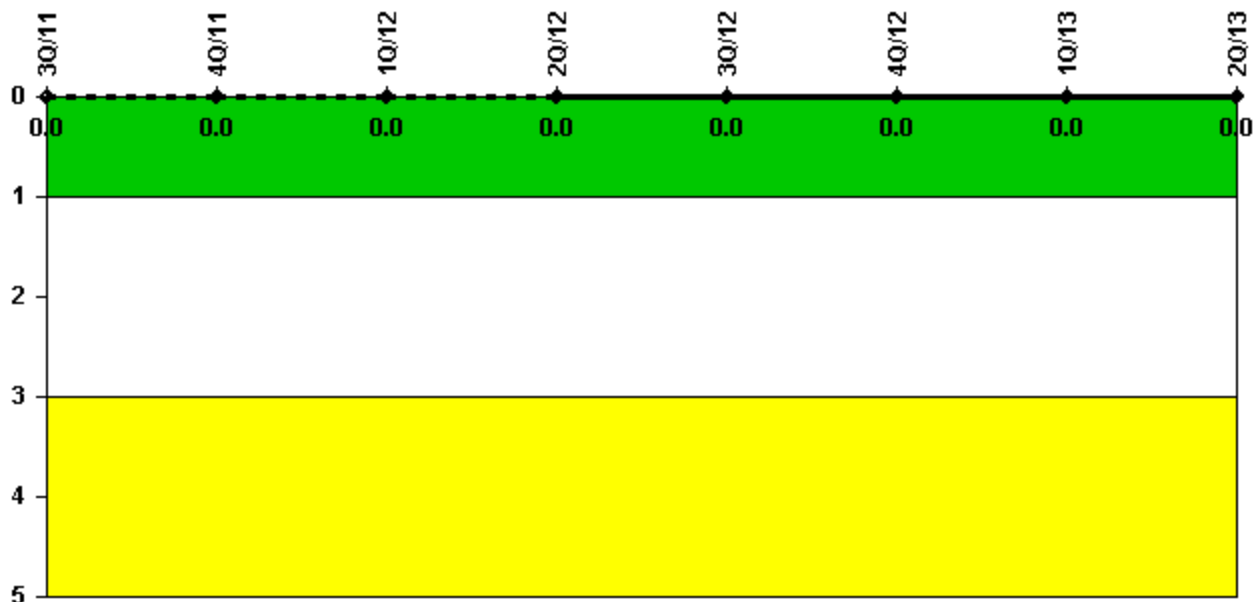
Thresholds: White > 2.0 Yellow > 5.0

Notes

Occupational Exposure Control Effectiveness	3Q/11	4Q/11	1Q/12	2Q/12	3Q/12	4Q/12	1Q/13	2Q/13
High radiation area occurrences	0	0	0	0	0	0	0	0
Very high radiation area occurrences	0	0	0	0	0	0	0	0
Unintended exposure occurrences	0	0	0	0	0	0	0	0
Indicator value	0	0	0	0	0	0	0	0

Licensee Comments: none

RETS/ODCM Radiological Effluent



Thresholds: White > 1.0 Yellow > 3.0

Notes

RETS/ODCM Radiological Effluent	3Q/11	4Q/11	1Q/12	2Q/12	3Q/12	4Q/12	1Q/13	2Q/13
RETS/ODCM occurrences	0	0	0	0	0	0	0	0
Indicator value	0	0	0	0	0	0	0	0

Licensee Comments: none

Although the Security Cornerstone is included in the Reactor Oversight Process assessment program, the Commission has decided that specific information related to findings and performance indicators pertaining to the Security Cornerstone will not be publicly available to ensure that security information is not provided to a possible adversary. Other than the fact that a finding or performance indicator is Green or Greater-Than-Green, security related information will not be displayed on the public web page.

 [Action Matrix Summary](#) | [Inspection Findings Summary](#) | [PI Summary](#) | [Reactor Oversight Process](#)

Last Modified: August 19, 2013