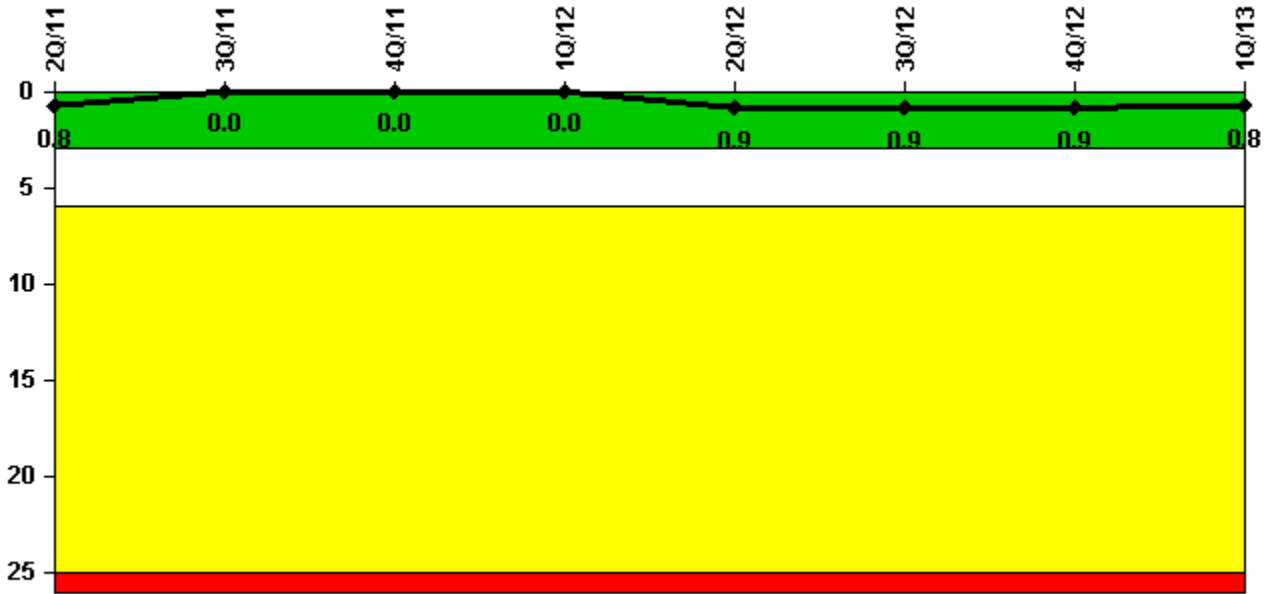


Quad Cities 2

1Q/2013 Performance Indicators

Licensee's General Comments: none

Unplanned Scrams per 7000 Critical Hrs



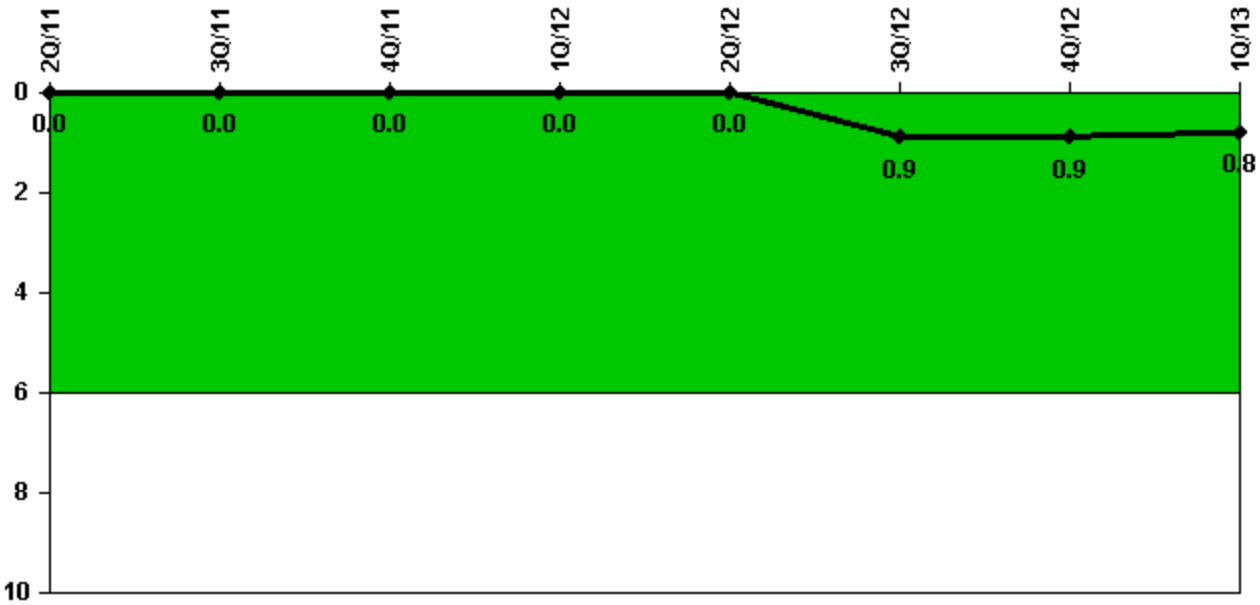
Thresholds: White > 3.0 Yellow > 6.0 Red > 25.0

Notes

Unplanned Scrams per 7000 Critical Hrs	2Q/11	3Q/11	4Q/11	1Q/12	2Q/12	3Q/12	4Q/12	1Q/13
Unplanned scrams	0	0	0	0	1.0	0	0	0
Critical hours	2184.0	2208.0	2209.0	1872.8	1780.2	2208.0	2209.0	2133.9
Indicator value	0.8	0	0	0	0.9	0.9	0.9	0.8

Licensee Comments: none

Unplanned Power Changes per 7000 Critical Hrs



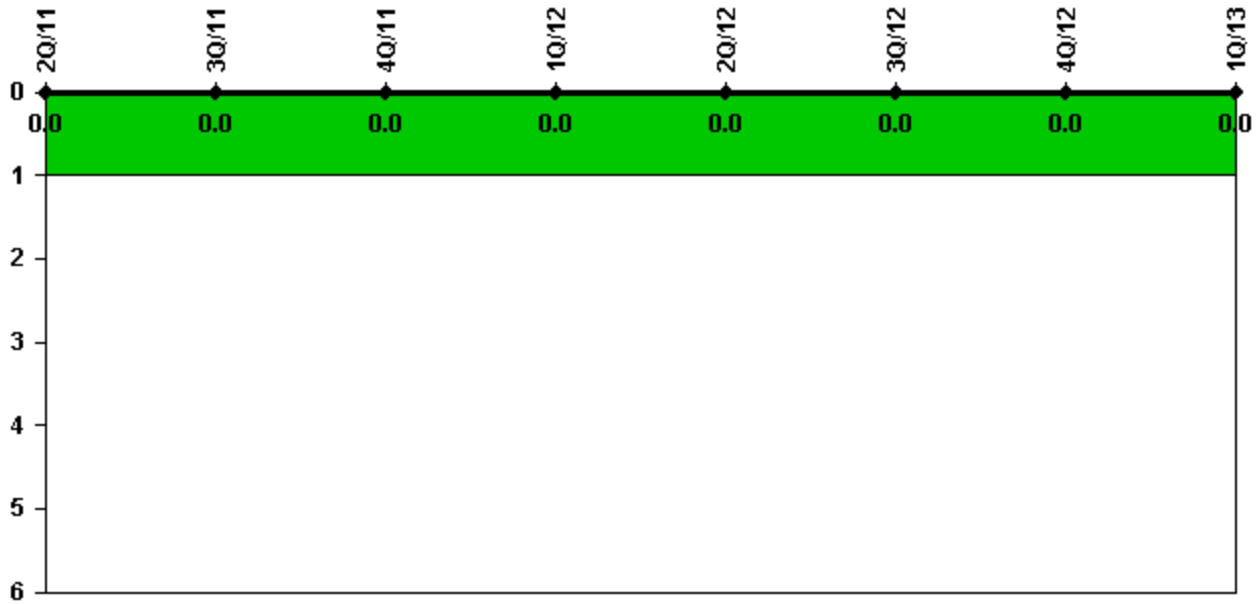
Thresholds: White > 6.0

Notes

Unplanned Power Changes per 7000 Critical Hrs	2Q/11	3Q/11	4Q/11	1Q/12	2Q/12	3Q/12	4Q/12	1Q/13
Unplanned power changes	0	0	0	0	0	1.0	0	0
Critical hours	2184.0	2208.0	2209.0	1872.8	1780.2	2208.0	2209.0	2133.9
Indicator value	0	0	0	0	0	0.9	0.9	0.8

Licensee Comments: none

Unplanned Scrams with Complications



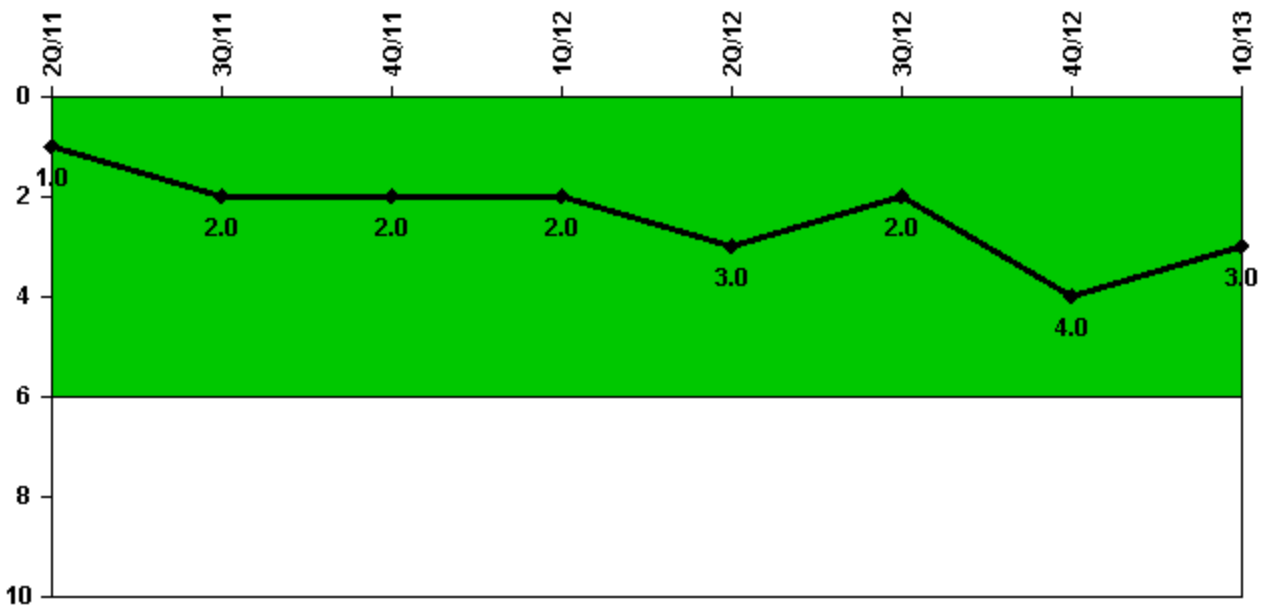
Thresholds: White > 1.0

Notes

Unplanned Scrams with Complications	2Q/11	3Q/11	4Q/11	1Q/12	2Q/12	3Q/12	4Q/12	1Q/13
Scrams with complications	0	0	0	0	0	0	0	0
Indicator value	0.0	0.0	0.0	0.0	0.0	0.0	0.0	0.0

Licensee Comments: none

Safety System Functional Failures (BWR)



Thresholds: White > 6.0

Notes

Safety System Functional Failures (BWR)	2Q/11	3Q/11	4Q/11	1Q/12	2Q/12	3Q/12	4Q/12	1Q/13
Safety System Functional Failures	0	1	0	1	1	0	2	0
Indicator value	1	2	2	2	3	2	4	3

Licensee Comments:


4Q/12: LER 254/2012-004-00, Breach in Secondary Containment (11-5-12), (SSFF applies to both Units 1 and 2). LER 265/2012-004-00, Drywell Radiation Monitor Failed Downscale (11-20-12).

2Q/12: As part of this 3rd quarter submittal, a change package is being generated for 2nd quarter 2012 to include previously omitted comments pertaining to SSFF. This change is administrative in nature and does not change the color of the indicator. LER 265/2012-003-00, Unit 2 Auto Reactor Scram Due to DEHC System Failure (6-14-12), (SSFF also applies to Unit 1).

1Q/12: As part of this 3rd quarter submittal, a change package is being generated for 1st quarter 2012 to include previously omitted comments pertaining to SSFF. This change is administrative in nature and does not change the color of the indicator. Quad Cities LER 254/2012-001-00, Control Room Emergency Ventilation Air Conditioning System Inoperable (Breaker Trip), (Unit 1 LER, common to both units).

3Q/11: Quad Cities LER 254/2011-003-00, Control Room Emergency Ventilation Air Conditioning System Inoperable (Unit 2).

Mitigating Systems Performance Index, Emergency AC Power System



Thresholds: White > 1.00E-6 Yellow > 1.00E-5 Red > 1.00E-4

Notes

Mitigating Systems Performance Index, Emergency AC Power System	2Q/11	3Q/11	4Q/11	1Q/12	2Q/12	3Q/12	4Q/12	1Q/13
UAI (Δ CDF)	1.57E-07	2.99E-08	1.92E-08	8.97E-09	1.44E-08	1.20E-08	2.07E-08	1.15E-08
URI (Δ CDF)	7.84E-08	-1.48E-09	-4.95E-08	-4.94E-08	7.17E-09	7.54E-09	8.80E-09	7.60E-09
PLE	NO	NO	NO	NO	NO	NO	NO	NO
Indicator value	2.40E-07	2.80E-08	-3.00E-08	-4.00E-08	2.20E-08	2.00E-08	3.00E-08	1.90E-08

Licensee Comments:

2Q/11: Revised FVUAP, UAP, and CDF based on revision 5a of the MSPI Basis Document.

Mitigating Systems Performance Index, High Pressure Injection System



Thresholds: White > 1.00E-6 Yellow > 1.00E-5 Red > 1.00E-4

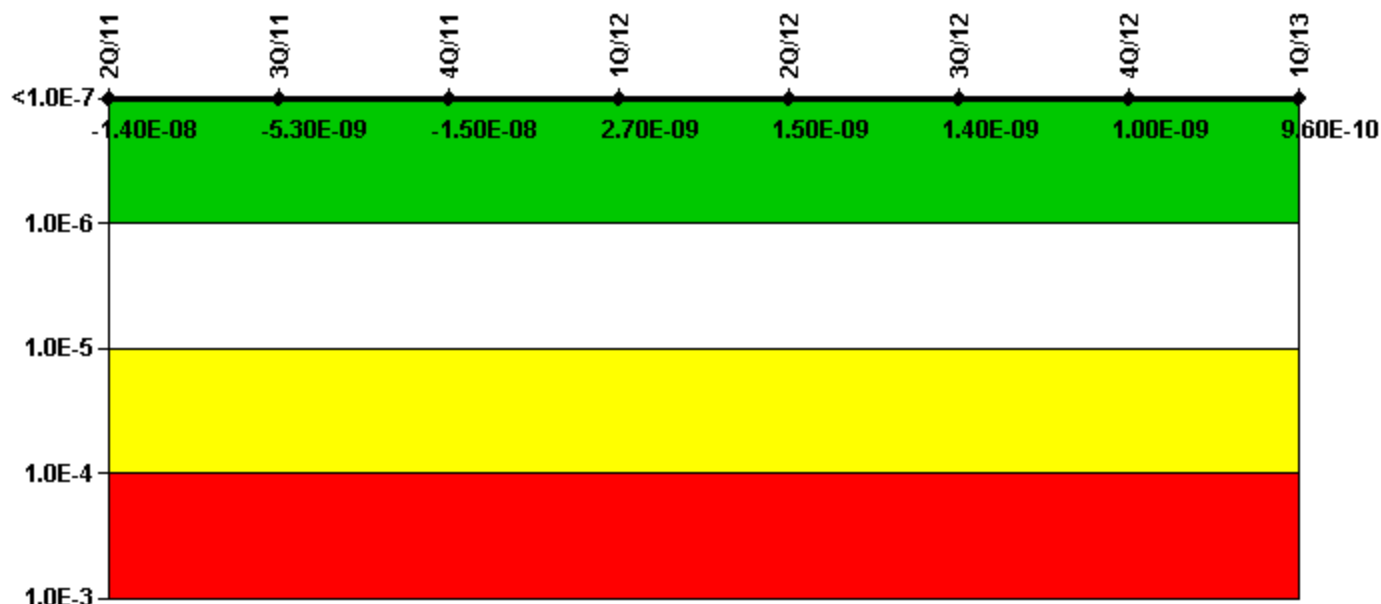
Notes

Mitigating Systems Performance Index, High Pressure Injection System	2Q/11	3Q/11	4Q/11	1Q/12	2Q/12	3Q/12	4Q/12	1Q/13
UAI (Δ CDF)	5.87E-09	2.14E-09	2.31E-09	5.46E-09	5.58E-09	6.75E-09	6.91E-09	9.05E-09
URI (Δ CDF)	-3.89E-08	-1.56E-08	-1.56E-08	-1.56E-08	-1.68E-08	-1.61E-08	-1.61E-08	-1.55E-08
PLE	NO	NO	NO	NO	NO	NO	NO	NO
Indicator value	-3.30E-08	-1.30E-08	-1.30E-08	-1.00E-08	-1.10E-08	-9.30E-09	-9.10E-09	-6.40E-09

Licensee Comments:

2Q/11: Revised FVUAP, UAP, and CDF based on revision 5a of the MSPI Basis Document.

Mitigating Systems Performance Index, Heat Removal System



Thresholds: White > 1.00E-6 Yellow > 1.00E-5 Red > 1.00E-4

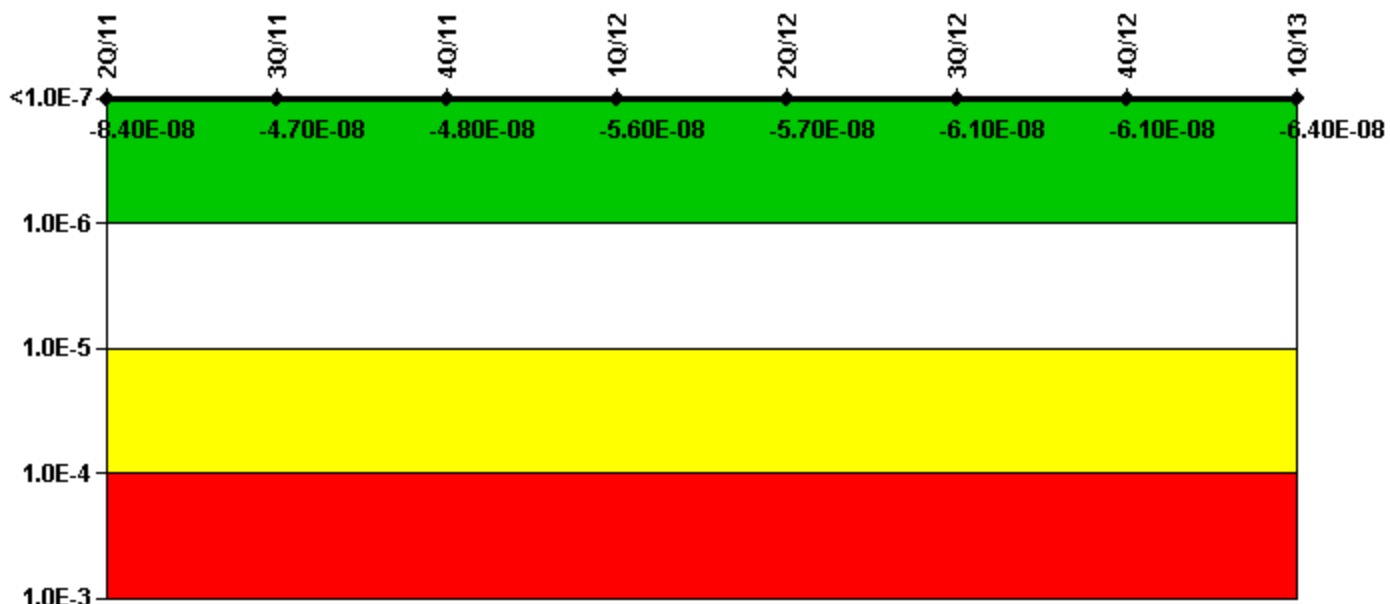
Notes

Mitigating Systems Performance Index, Heat Removal System	2Q/11	3Q/11	4Q/11	1Q/12	2Q/12	3Q/12	4Q/12	1Q/13
UAI (Δ CDF)	1.38E-08	6.24E-09	-2.57E-09	1.52E-08	1.55E-08	1.54E-08	1.55E-08	1.59E-08
URI (Δ CDF)	-2.76E-08	-1.15E-08	-1.26E-08	-1.26E-08	-1.40E-08	-1.40E-08	-1.45E-08	-1.49E-08
PLE	NO	NO	NO	NO	NO	NO	NO	NO
Indicator value	-1.40E-08	-5.30E-09	-1.50E-08	2.70E-09	1.50E-09	1.40E-09	1.00E-09	9.60E-10

Licensee Comments:

2Q/11: Revised FVUAP, UAP, and CDF based on revision 5a of the MSPI Basis Document.

Mitigating Systems Performance Index, Residual Heat Removal System



Thresholds: White > 1.00E-6 Yellow > 1.00E-5 Red > 1.00E-4

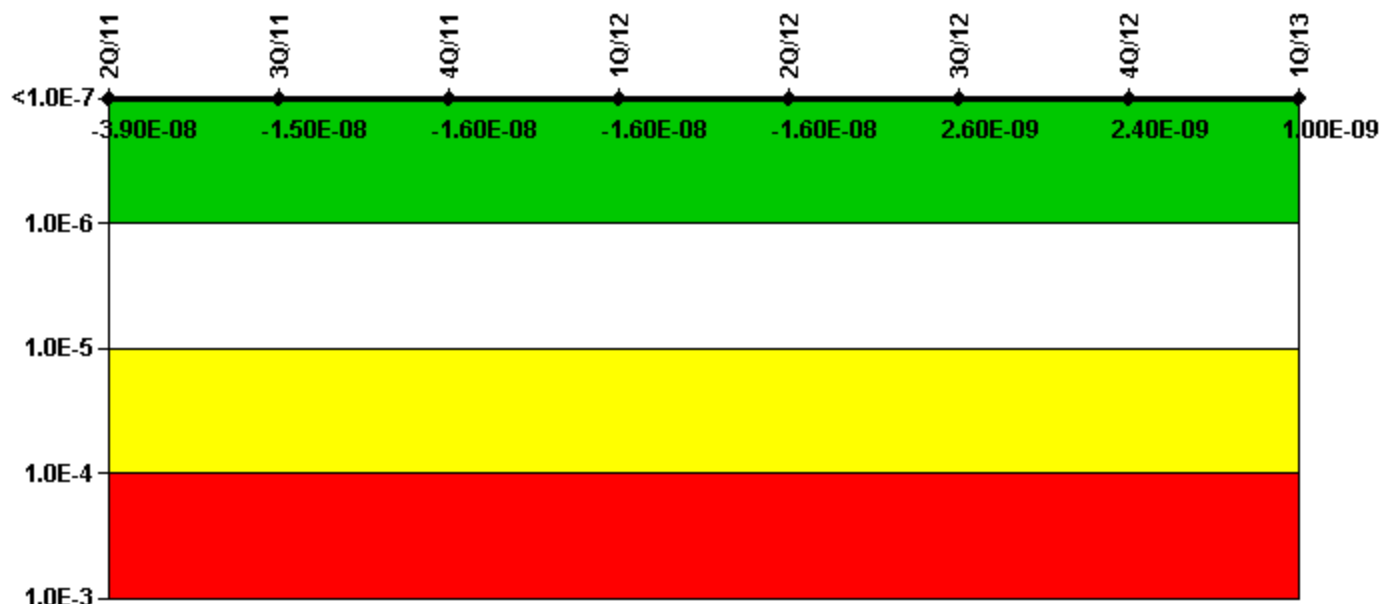
Notes

Mitigating Systems Performance Index, Residual Heat Removal System	2Q/11	3Q/11	4Q/11	1Q/12	2Q/12	3Q/12	4Q/12	1Q/13
UAI (Δ CDF)	1.82E-08	-9.36E-09	-1.08E-08	-1.91E-08	-1.94E-08	-2.38E-08	-2.38E-08	-2.38E-08
URI (Δ CDF)	-1.02E-07	-3.74E-08	-3.74E-08	-3.74E-08	-3.74E-08	-3.74E-08	-3.74E-08	-3.99E-08
PLE	NO	NO	NO	NO	NO	NO	NO	NO
Indicator value	-8.40E-08	-4.70E-08	-4.80E-08	-5.60E-08	-5.70E-08	-6.10E-08	-6.10E-08	-6.40E-08

Licensee Comments:

2Q/11: Revised FVUAP, UAP, and CDF based on revision 5a of the MSPI Basis Document.

Mitigating Systems Performance Index, Cooling Water Systems



Thresholds: White > 1.00E-6 Yellow > 1.00E-5 Red > 1.00E-4

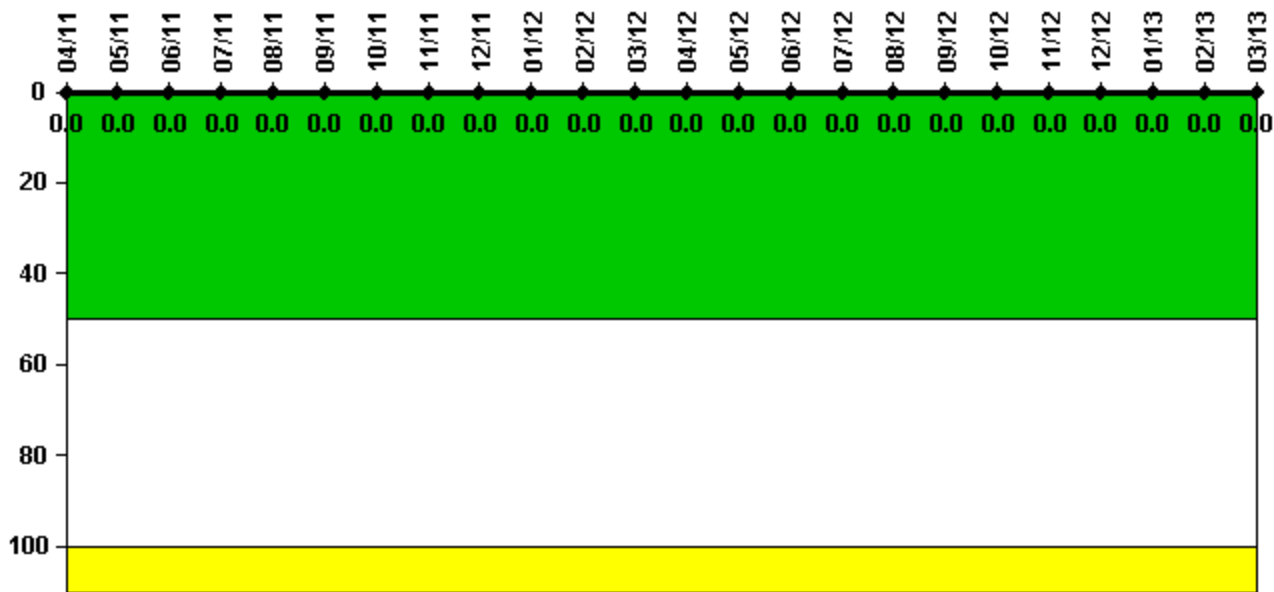
Notes

Mitigating Systems Performance Index, Cooling Water Systems	2Q/11	3Q/11	4Q/11	1Q/12	2Q/12	3Q/12	4Q/12	1Q/13
UAI (Δ CDF)	-3.96E-08	-1.54E-08	-1.57E-08	-1.57E-08	-1.57E-08	2.51E-09	2.28E-09	9.16E-10
URI (Δ CDF)	1.94E-10	1.06E-10	1.06E-10	1.06E-10	1.06E-10	1.06E-10	1.06E-10	1.06E-10
PLE	NO	NO	NO	NO	NO	NO	NO	NO
Indicator value	-3.90E-08	-1.50E-08	-1.60E-08	-1.60E-08	-1.60E-08	2.60E-09	2.40E-09	1.00E-09

Licensee Comments:

2Q/11: Revised FVUAP, UAP, and CDF based on revision 5a of the MSPI Basis Document.

Reactor Coolant System Activity



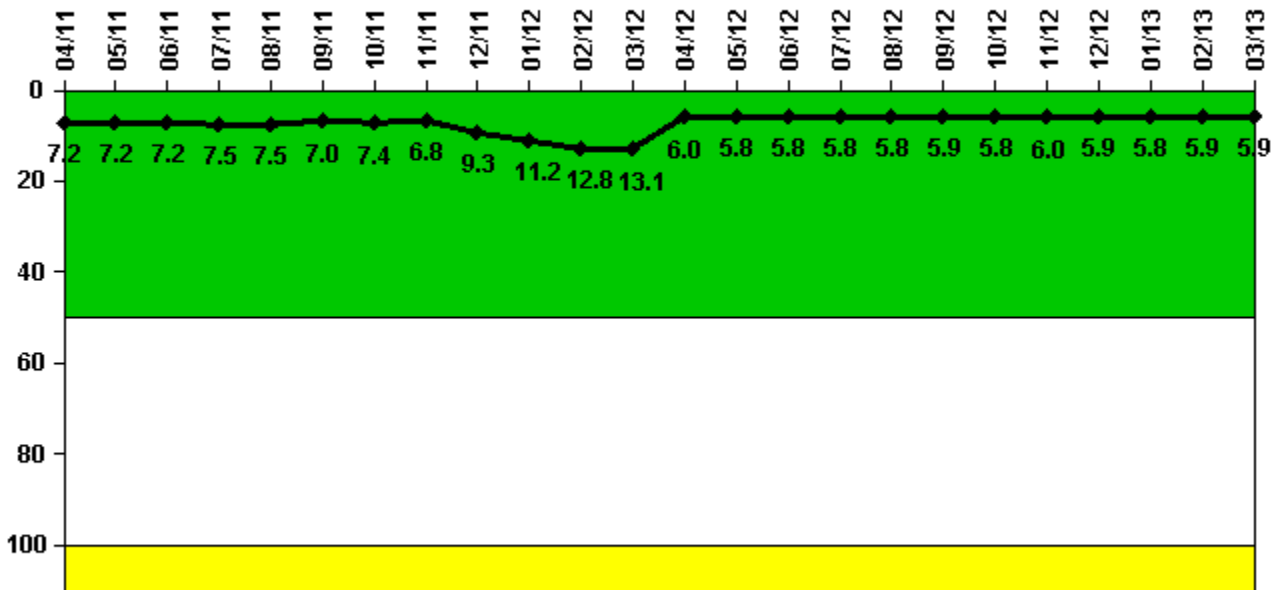
Thresholds: White > 50.0 Yellow > 100.0

Notes

Reactor Coolant System Activity	4/11	5/11	6/11	7/11	8/11	9/11	10/11	11/11	12/11	1/12	2/12	3/12
Maximum activity	0.000009	0.000008	0.000008	0.000004	0.000003	0.000003	0.000007	0.000003	0.000004	0.000004	0.000009	0.000004
Technical specification limit	0.2	0.2	0.2	0.2	0.2	0.2	0.2	0.2	0.2	0.2	0.2	0.2
Indicator value	0	0	0	0	0	0	0	0	0	0	0	0
Reactor Coolant System Activity	4/12	5/12	6/12	7/12	8/12	9/12	10/12	11/12	12/12	1/13	2/13	3/13
Maximum activity	0.000002	0.000003	0.000003	0.000007	0.000011	0.000004	0.000010	0.000003	0.000003	0.000003	0.000004	0.000003
Technical specification limit	0.2	0.2	0.2	0.2	0.2	0.2	0.2	0.2	0.2	0.2	0.2	0.2
Indicator value	0	0	0	0	0	0	0	0	0	0	0	0

Licensee Comments: none

Reactor Coolant System Leakage



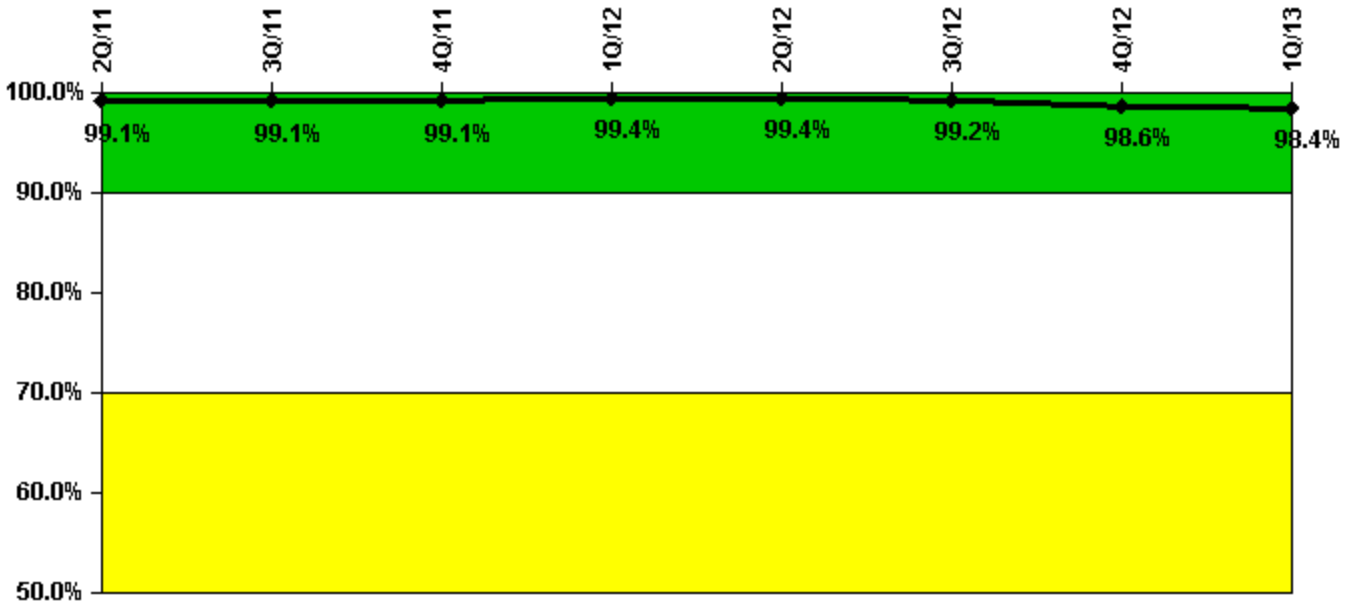
Thresholds: White > 50.0 Yellow > 100.0

Notes

Reactor Coolant System Leakage	4/11	5/11	6/11	7/11	8/11	9/11	10/11	11/11	12/11	1/12	2/12	3/12
Maximum leakage	1.798	1.801	1.795	1.884	1.871	1.749	1.841	1.712	2.318	2.801	3.211	3.287
Technical specification limit	25.0	25.0	25.0	25.0	25.0	25.0	25.0	25.0	25.0	25.0	25.0	25.0
Indicator value	7.2	7.2	7.2	7.5	7.5	7.0	7.4	6.8	9.3	11.2	12.8	13.1
Reactor Coolant System Leakage	4/12	5/12	6/12	7/12	8/12	9/12	10/12	11/12	12/12	1/13	2/13	3/13
Maximum leakage	1.501	1.460	1.452	1.444	1.440	1.473	1.450	1.507	1.477	1.453	1.478	1.474
Technical specification limit	25.0	25.0	25.0	25.0	25.0	25.0	25.0	25.0	25.0	25.0	25.0	25.0
Indicator value	6.0	5.8	5.8	5.8	5.8	5.9	5.8	6.0	5.9	5.8	5.9	5.9

Licensee Comments: none

Drill/Exercise Performance



Thresholds: White < 90.0% Yellow < 70.0%

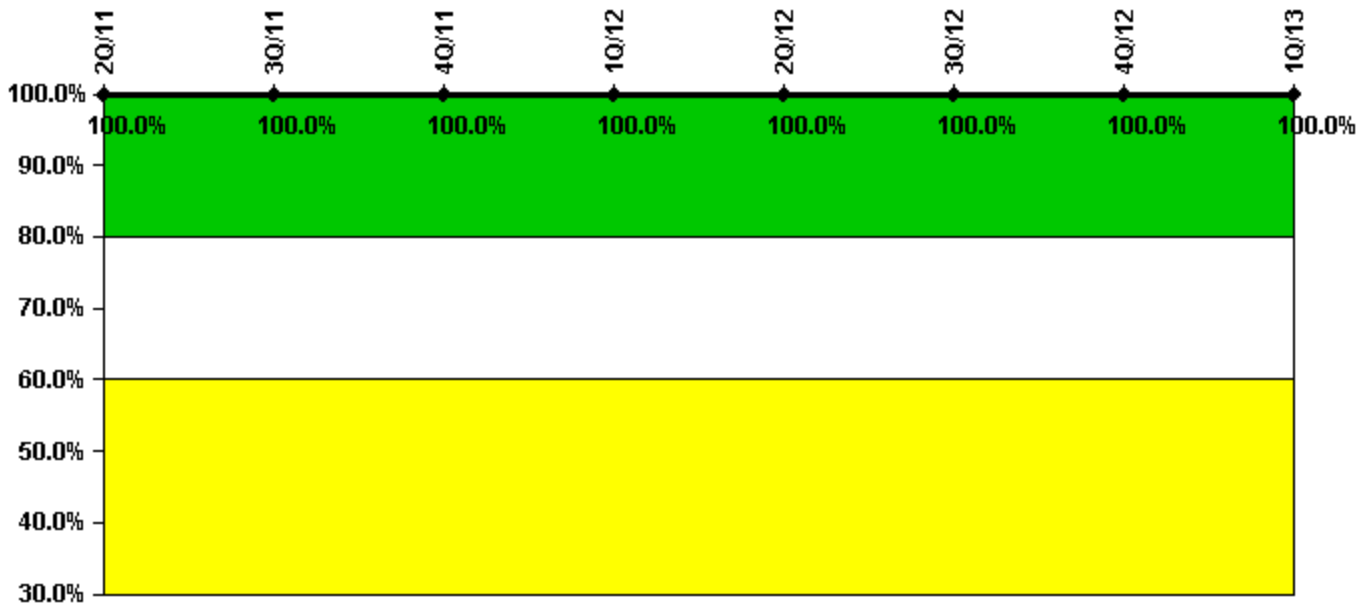
Notes

Drill/Exercise Performance	2Q/11	3Q/11	4Q/11	1Q/12	2Q/12	3Q/12	4Q/12	1Q/13
Successful opportunities	10.0	65.0	44.0	50.0	53.0	31.0	37.0	15.0
Total opportunities	10.0	65.0	44.0	50.0	55.0	32.0	39.0	15.0
Indicator value	99.1%	99.1%	99.1%	99.4%	99.4%	99.2%	98.6%	98.4%

Licensee Comments:

3Q/12: A change package is being submitted for 3rd quarter 2012 to update the September data for Successful drill, exer & event opportunities & Total drill, exer & event opportunities from 7 to 14. This does not affect the color of any indicator.

ERO Drill Participation



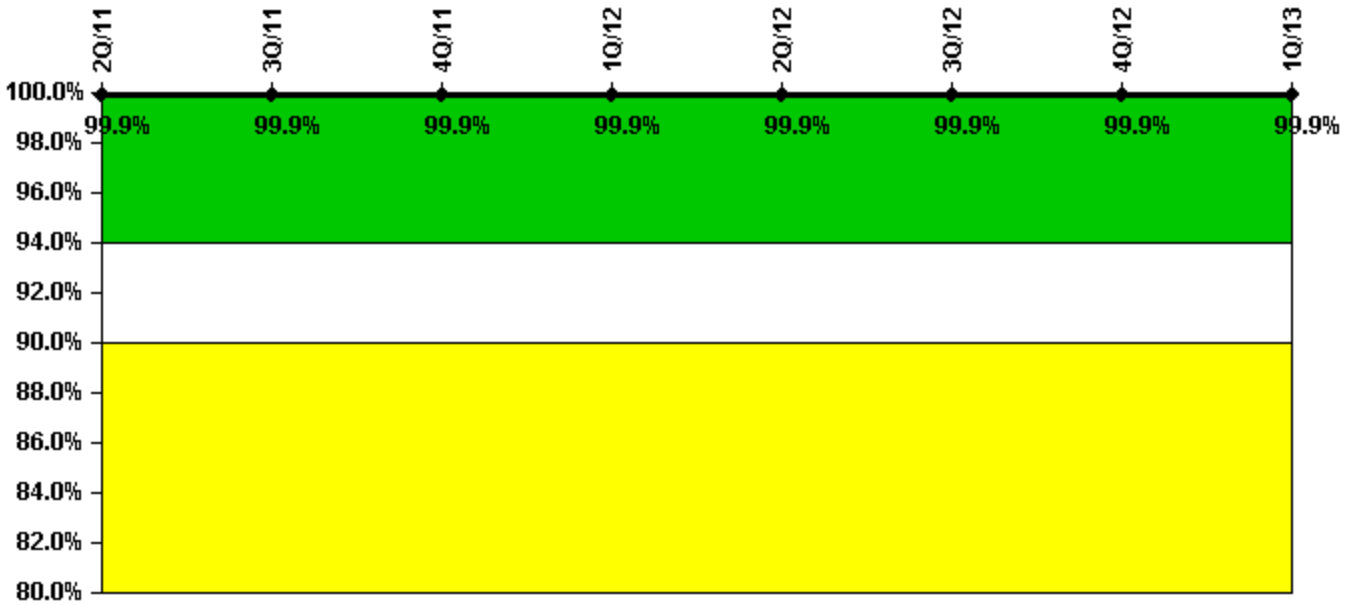
Thresholds: White < 80.0% Yellow < 60.0%

Notes

ERO Drill Participation	2Q/11	3Q/11	4Q/11	1Q/12	2Q/12	3Q/12	4Q/12	1Q/13
Participating Key personnel	75.0	73.0	72.0	75.0	78.0	74.0	75.0	69.0
Total Key personnel	75.0	73.0	72.0	75.0	78.0	74.0	75.0	69.0
Indicator value	100.0%	100.0%	100.0%	100.0%	100.0%	100.0%	100.0%	100.0%

Licensee Comments: none

Alert & Notification System



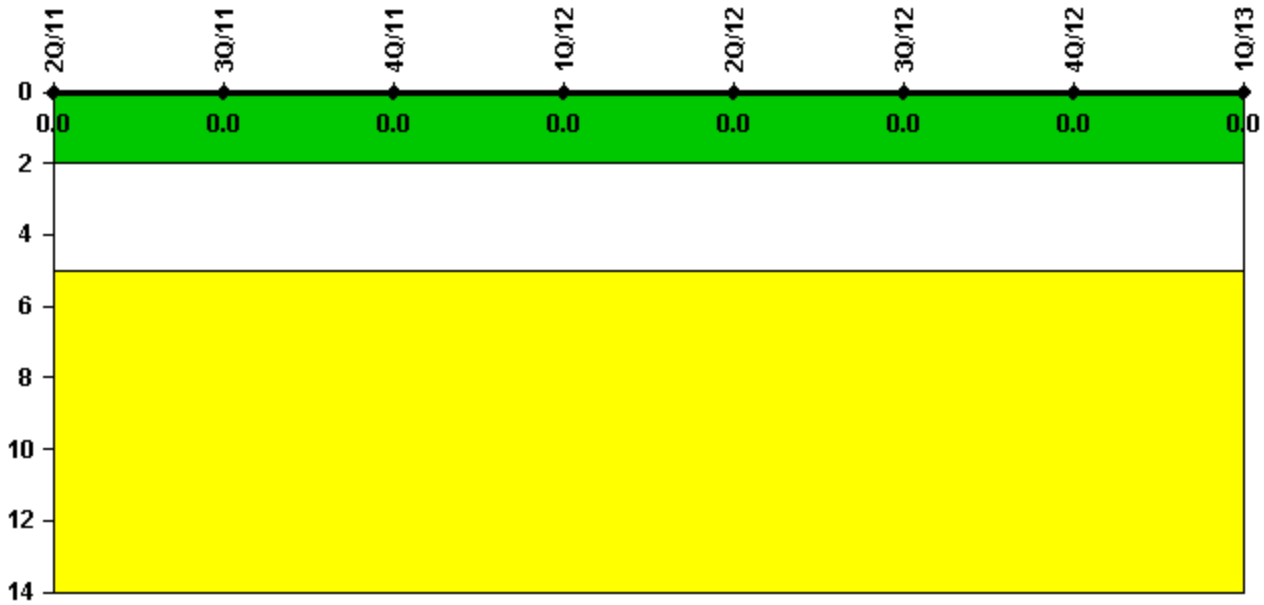
Thresholds: White < 94.0% Yellow < 90.0%

Notes

Alert & Notification System	2Q/11	3Q/11	4Q/11	1Q/12	2Q/12	3Q/12	4Q/12	1Q/13
Successful siren-tests	2686	2685	2687	2727	2686	2640	2688	2685
Total sirens-tests	2688	2688	2688	2730	2688	2646	2688	2688
Indicator value	99.9%	99.9%	99.9%	99.9%	99.9%	99.9%	99.9%	99.9%

Licensee Comments: none

Occupational Exposure Control Effectiveness



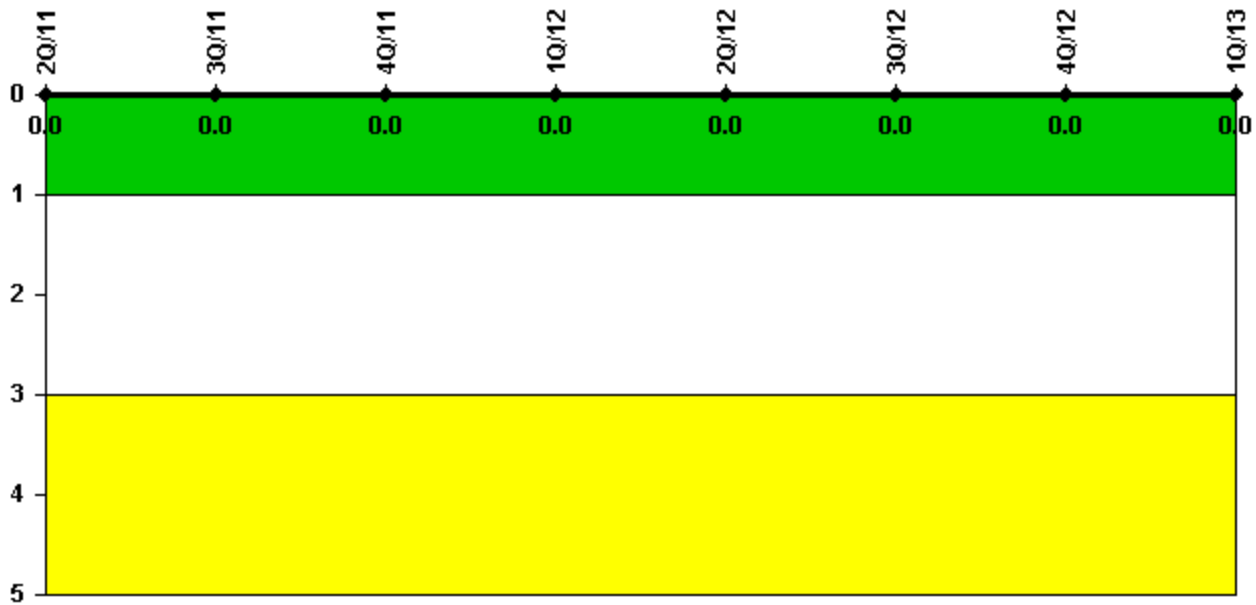
Thresholds: White > 2.0 Yellow > 5.0

Notes

Occupational Exposure Control Effectiveness	2Q/11	3Q/11	4Q/11	1Q/12	2Q/12	3Q/12	4Q/12	1Q/13
High radiation area occurrences	0	0	0	0	0	0	0	0
Very high radiation area occurrences	0	0	0	0	0	0	0	0
Unintended exposure occurrences	0	0	0	0	0	0	0	0
Indicator value	0	0	0	0	0	0	0	0

Licensee Comments: none

RETS/ODCM Radiological Effluent



Thresholds: White > 1.0 Yellow > 3.0

Notes

RETS/ODCM Radiological Effluent	2Q/11	3Q/11	4Q/11	1Q/12	2Q/12	3Q/12	4Q/12	1Q/13
RETS/ODCM occurrences	0	0	0	0	0	0	0	0
Indicator value	0	0	0	0	0	0	0	0

Licensee Comments: none

Although the Security Cornerstone is included in the Reactor Oversight Process assessment program, the Commission has decided that specific information related to findings and performance indicators pertaining to the Security Cornerstone will not be publicly available to ensure that security information is not provided to a possible adversary. Other than the fact that a finding or performance indicator is Green or Greater-Than-Green, security related information will not be displayed on the public web page.

 [Action Matrix Summary](#) | [Inspection Findings Summary](#) | [PI Summary](#) | [Reactor Oversight Process](#)

Last Modified: April 23, 2013