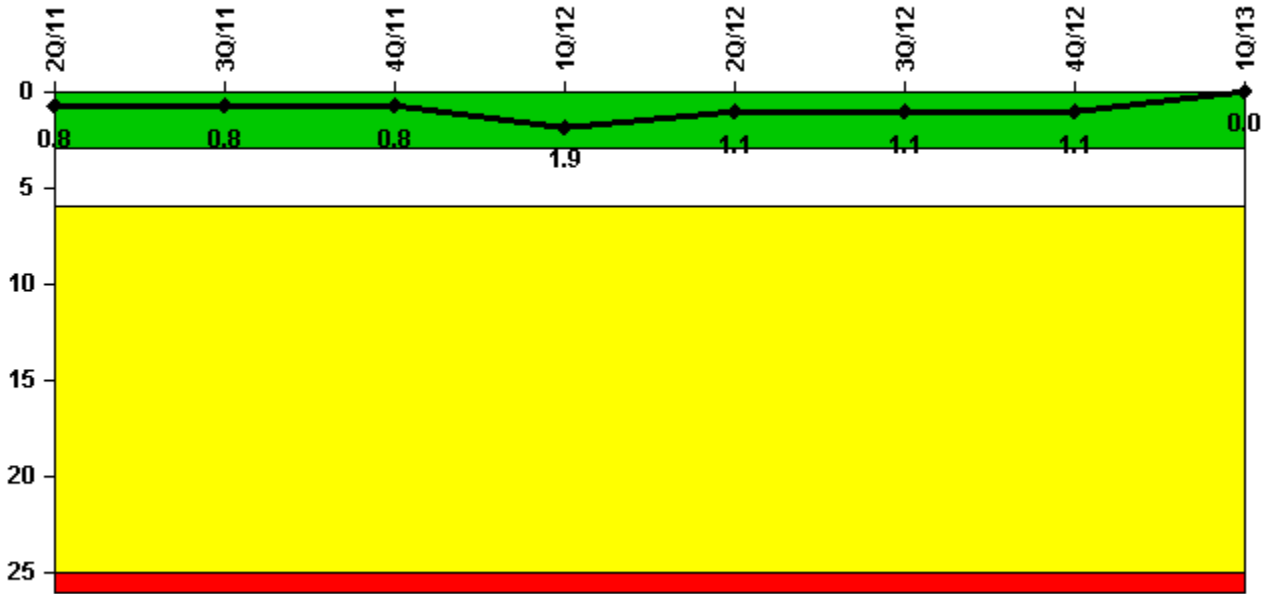


## Prairie Island 2

### 1Q/2013 Performance Indicators

Licensee's General Comments: PP01 - Updated CCTV Compensatory Hours for Security Equipment October 2012.

**Unplanned Scrams per 7000 Critical Hrs**



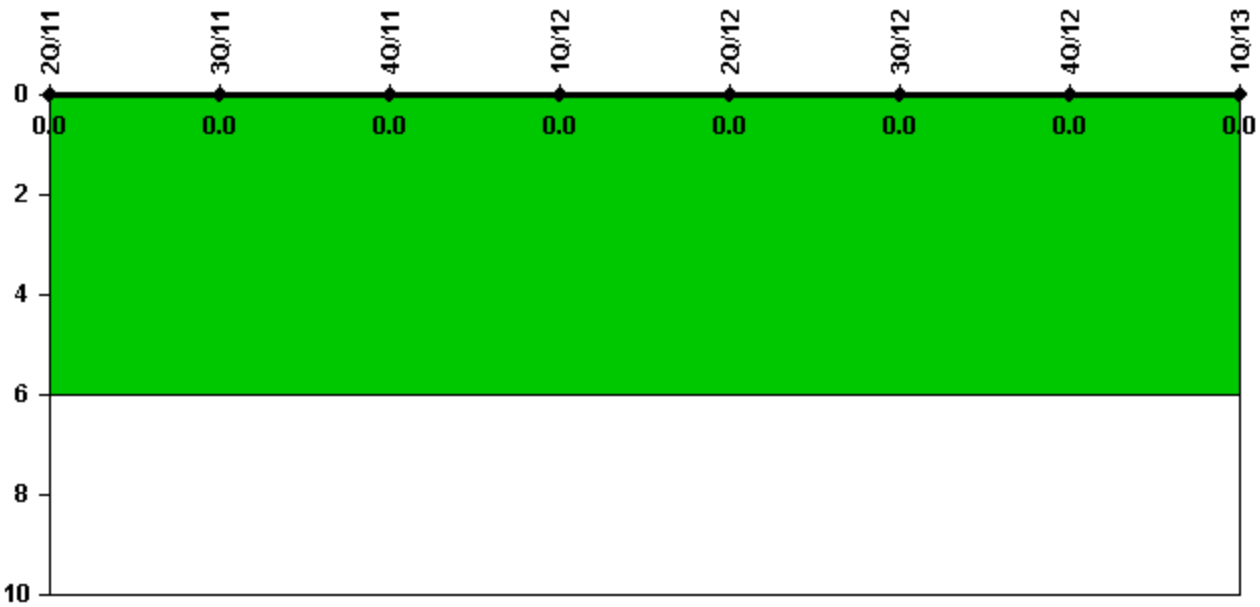
**Thresholds: White > 3.0 Yellow > 6.0 Red > 25.0**

**Notes**

Unplanned Scrams per 7000 Critical Hrs	2Q/11	3Q/11	4Q/11	1Q/12	2Q/12	3Q/12	4Q/12	1Q/13
Unplanned scrams	1.0	0	0	1.0	0	0	0	0
Critical hours	2163.4	2208.0	1849.9	1247.7	814.0	2208.0	2209.0	2159.0
<b>Indicator value</b>	<b>0.8</b>	<b>0.8</b>	<b>0.8</b>	<b>1.9</b>	<b>1.1</b>	<b>1.1</b>	<b>1.1</b>	<b>0</b>

Licensee Comments: none

### Unplanned Power Changes per 7000 Critical Hrs



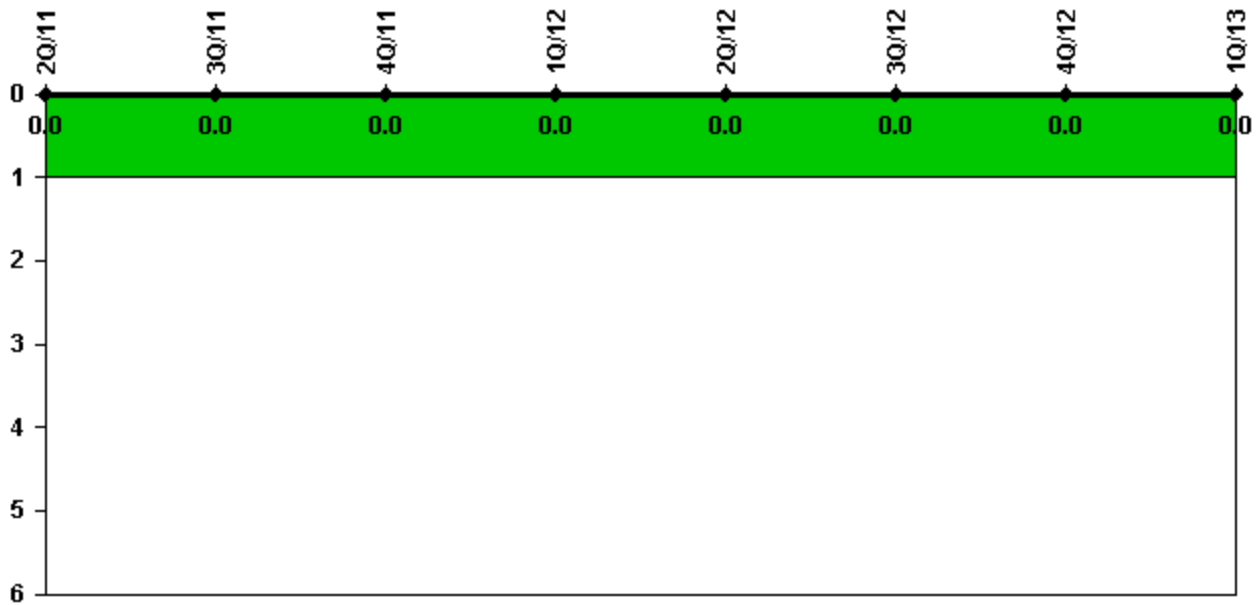
Thresholds: White > 6.0

#### Notes

Unplanned Power Changes per 7000 Critical Hrs	2Q/11	3Q/11	4Q/11	1Q/12	2Q/12	3Q/12	4Q/12	1Q/13
Unplanned power changes	0	0	0	0	0	0	0	0
Critical hours	2163.4	2208.0	1849.9	1247.7	814.0	2208.0	2209.0	2159.0
<b>Indicator value</b>	<b>0</b>	<b>0</b>	<b>0</b>	<b>0</b>	<b>0</b>	<b>0</b>	<b>0</b>	<b>0</b>

Licensee Comments: none

### Unplanned Scrams with Complications



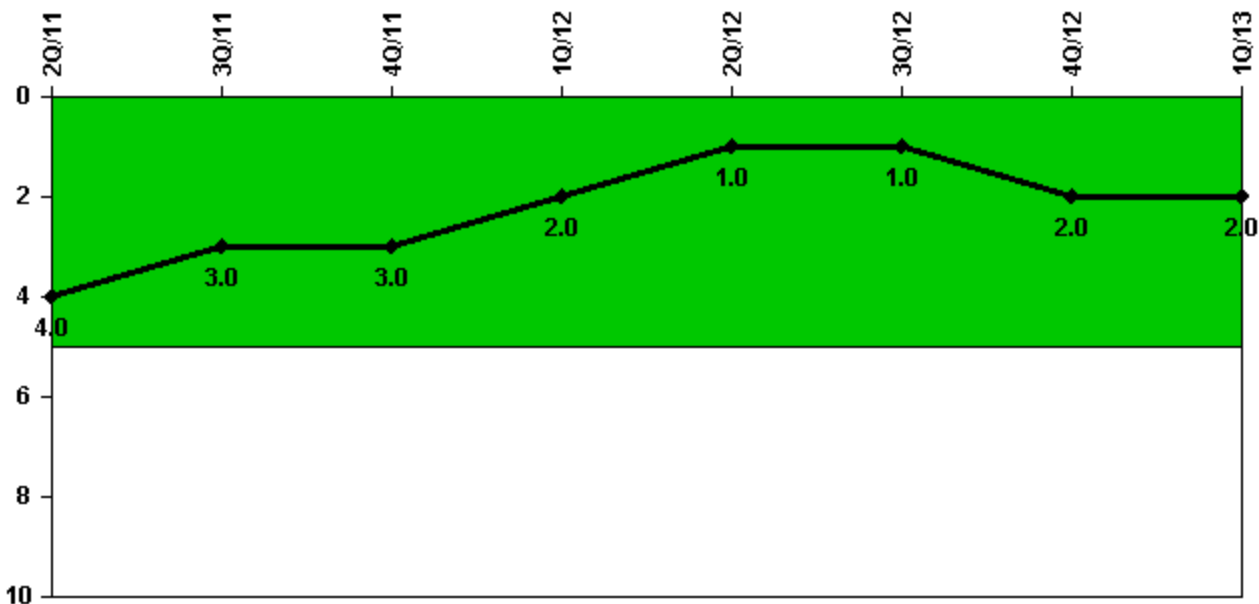
Thresholds: White > 1.0

#### Notes

Unplanned Scrams with Complications	2Q/11	3Q/11	4Q/11	1Q/12	2Q/12	3Q/12	4Q/12	1Q/13
Scrams with complications	0	0	0	0	0	0	0	0
<b>Indicator value</b>	<b>0.0</b>	<b>0.0</b>	<b>0.0</b>	<b>0.0</b>	<b>0.0</b>	<b>0.0</b>	<b>0.0</b>	<b>0.0</b>

Licensee Comments: none

### Safety System Functional Failures (PWR)



Thresholds: White > 5.0

#### Notes

Safety System Functional Failures (PWR)	2Q/11	3Q/11	4Q/11	1Q/12	2Q/12	3Q/12	4Q/12	1Q/13
Safety System Functional Failures	1	1	0	0	0	1	1	0
<b>Indicator value</b>	<b>4</b>	<b>3</b>	<b>3</b>	<b>2</b>	<b>1</b>	<b>1</b>	<b>2</b>	<b>2</b>

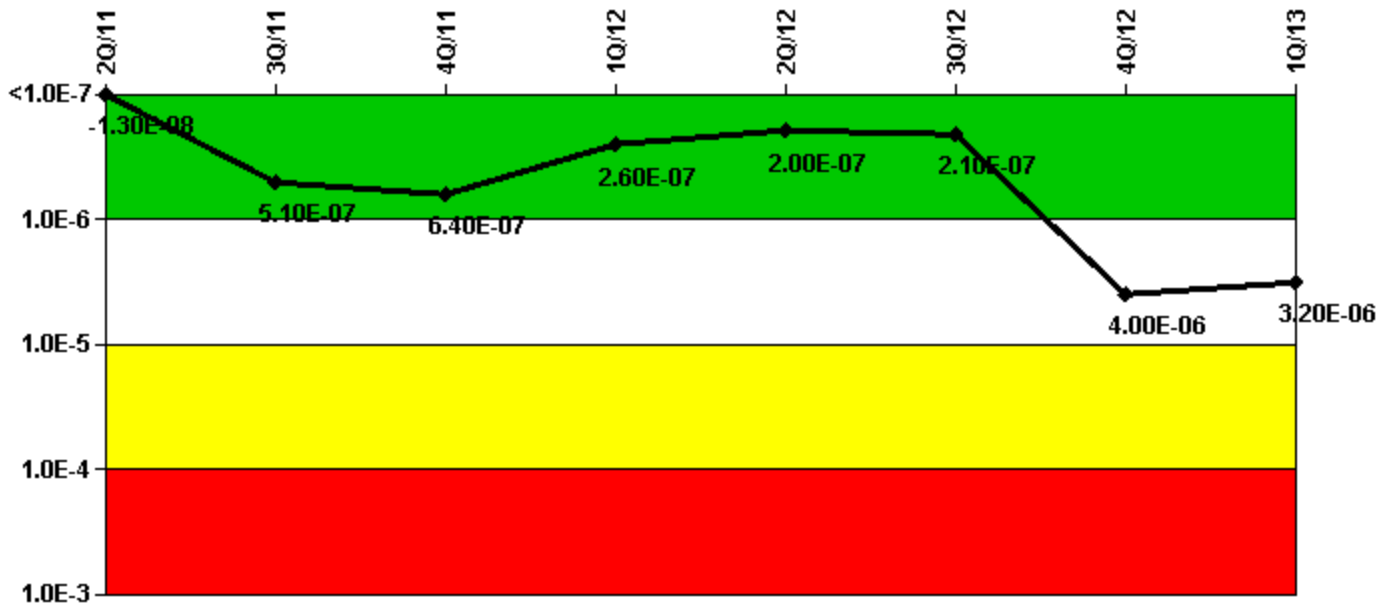
Licensee Comments:

3Q/12: LER 50-306/2012-002-00, Sept 14, 2012, Unit 2 Diesel Generators inoperable due to missing hazard barrier.

3Q/11: LER # 50-306/2011-003-00. Report date 8/23/2011 - Unit 2 Offsite Power Sources Declared Inoperable as a Consequence of the Loss of the 2RY Transformer Bus Duct (L-PI-11-066).

2Q/11: LER 50306/2011-001-00 Unit 2 Shield Building Inoperable

### Mitigating Systems Performance Index, Emergency AC Power System



Thresholds: White > 1.00E-6 Yellow > 1.00E-5 Red > 1.00E-4

**Notes**

Mitigating Systems Performance Index, Emergency AC Power System	2Q/11	3Q/11	4Q/11	1Q/12	2Q/12	3Q/12	4Q/12	1Q/13
UAI (ΔCDF)	9.46E-08	1.17E-07	7.89E-07	4.00E-07	3.26E-07	3.26E-07	4.58E-07	1.55E-07
URI (ΔCDF)	-1.08E-07	3.92E-07	-1.50E-07	-1.37E-07	-1.24E-07	-1.11E-07	3.58E-06	3.02E-06
PLE	NO	NO	NO	NO	NO	NO	NO	NO
Indicator value	-1.30E-08	5.10E-07	6.40E-07	2.60E-07	2.00E-07	2.10E-07	4.00E-06	3.20E-06

Licensee Comments:

1Q/13: Risk Cap Invoked.

4Q/12: Risk Cap Invoked. Revised 4th quarter 2012 indicator based on incomplete data. The indicator exceeded the green/white threshold for 4th quarter 2012. Prairie Island is performing a Root Cause Evaluation to determine causes and actions to improve performance.

3Q/12: Risk Cap Invoked.

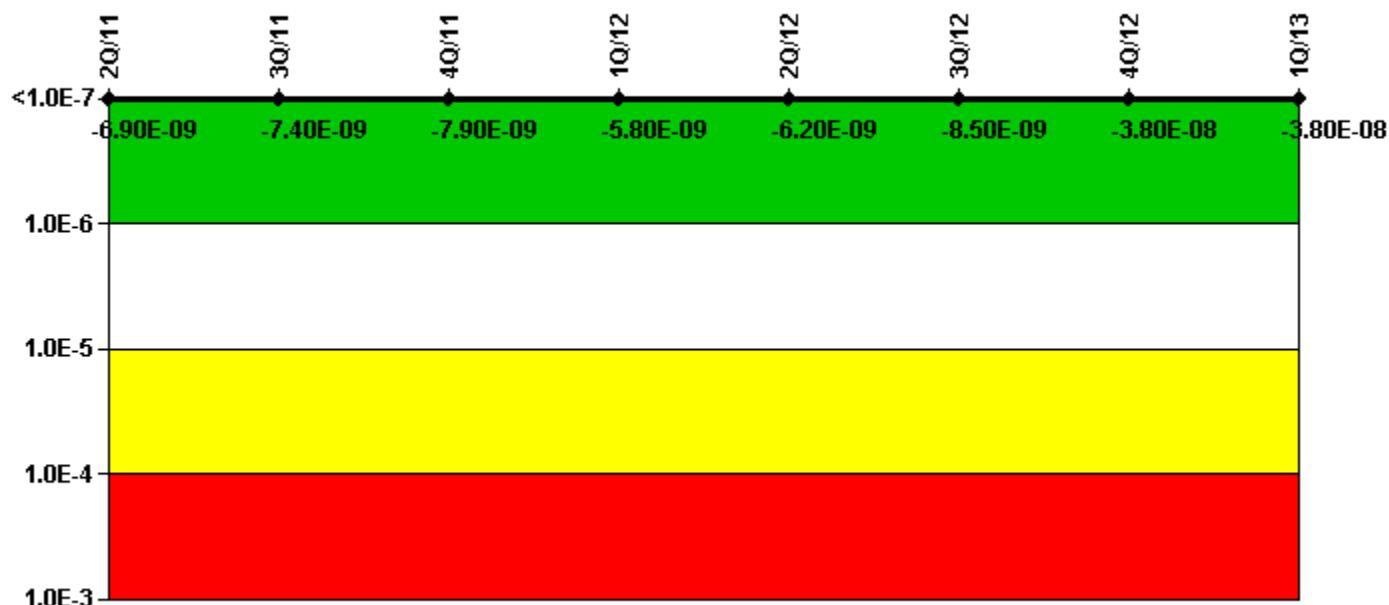
2Q/12: Risk Cap Invoked.

1Q/12: Risk Cap Invoked.

4Q/11: Risk Cap Invoked. Changed PRA Parameter(s).

3Q/11: Risk Cap Invoked.

### Mitigating Systems Performance Index, High Pressure Injection System



Thresholds: White > 1.00E-6 Yellow > 1.00E-5 Red > 1.00E-4

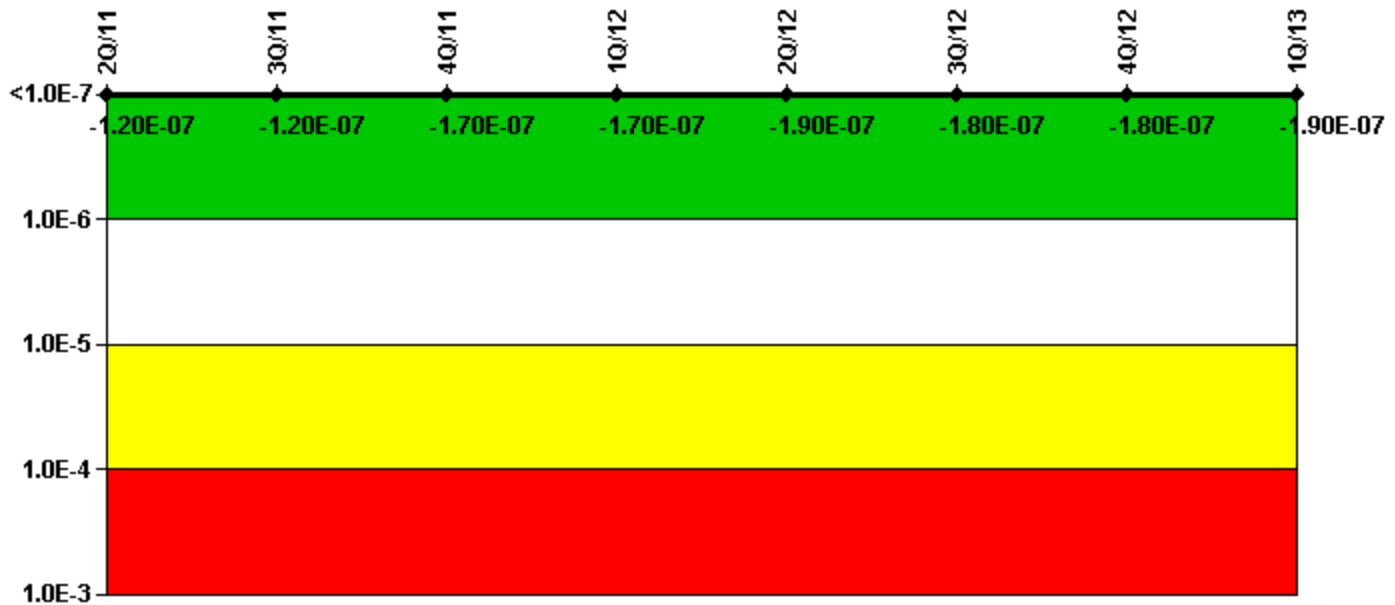
#### Notes

Mitigating Systems Performance Index, High Pressure Injection System	2Q/11	3Q/11	4Q/11	1Q/12	2Q/12	3Q/12	4Q/12	1Q/13
UAI ( $\Delta$ CDF)	1.00E-08	9.53E-09	2.34E-08	2.56E-08	2.55E-08	2.33E-08	-6.31E-09	-6.12E-09
URI ( $\Delta$ CDF)	-1.69E-08	-1.69E-08	-3.13E-08	-3.14E-08	-3.17E-08	-3.18E-08	-3.20E-08	-3.21E-08
PLE	NO	NO	NO	NO	NO	NO	NO	NO
Indicator value	-6.90E-09	-7.40E-09	-7.90E-09	-5.80E-09	-6.20E-09	-8.50E-09	-3.80E-08	-3.80E-08

Licensee Comments:

4Q/11: Changed PRA Parameter(s).

### Mitigating Systems Performance Index, Heat Removal System



Thresholds: White > 1.00E-6 Yellow > 1.00E-5 Red > 1.00E-4

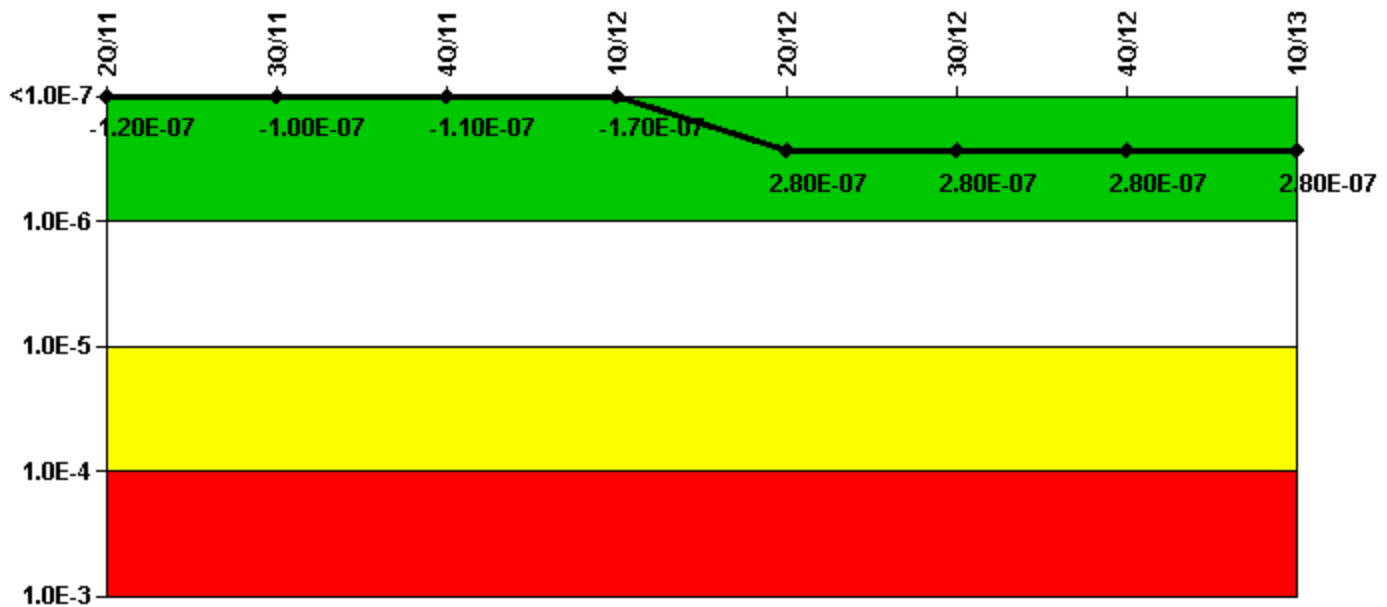
#### Notes

Mitigating Systems Performance Index, Heat Removal System	2Q/11	3Q/11	4Q/11	1Q/12	2Q/12	3Q/12	4Q/12	1Q/13
UAI ( $\Delta$ CDF)	1.42E-08	1.29E-08	1.57E-08	2.01E-08	1.17E-09	3.36E-09	9.42E-09	-2.34E-09
URI ( $\Delta$ CDF)	-1.34E-07	-1.33E-07	-1.81E-07	-1.86E-07	-1.88E-07	-1.88E-07	-1.88E-07	-1.88E-07
PLE	NO	NO	NO	NO	NO	NO	NO	NO
Indicator value	-1.20E-07	-1.20E-07	-1.70E-07	-1.70E-07	-1.90E-07	-1.80E-07	-1.80E-07	-1.90E-07

Licensee Comments:

4Q/11: Changed PRA Parameter(s).

### Mitigating Systems Performance Index, Residual Heat Removal System



Thresholds: White > 1.00E-6 Yellow > 1.00E-5 Red > 1.00E-4

#### Notes

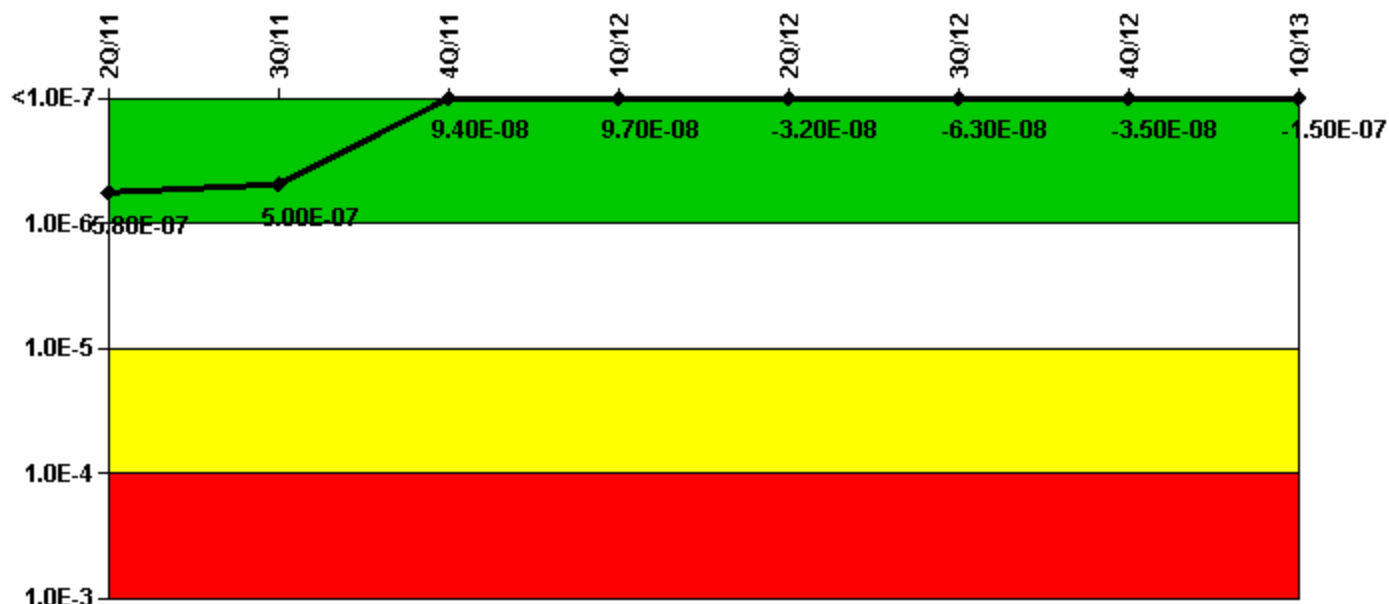
Mitigating Systems Performance Index, Residual Heat Removal System	2Q/11	3Q/11	4Q/11	1Q/12	2Q/12	3Q/12	4Q/12	1Q/13
UAI ( $\Delta$ CDF)	8.93E-09	8.60E-09	1.49E-08	-2.94E-08	-2.94E-08	-2.94E-08	-2.94E-08	-2.94E-08
URI ( $\Delta$ CDF)	-1.31E-07	-1.12E-07	-1.21E-07	-1.38E-07	3.06E-07	3.06E-07	3.06E-07	3.05E-07
PLE	NO	NO	NO	NO	NO	NO	NO	NO
Indicator value	-1.20E-07	-1.00E-07	-1.10E-07	-1.70E-07	2.80E-07	2.80E-07	2.80E-07	2.80E-07

Licensee Comments:

4Q/11: Changed PRA Parameter(s).



### Mitigating Systems Performance Index, Cooling Water Systems



Thresholds: White > 1.00E-6 Yellow > 1.00E-5 Red > 1.00E-4

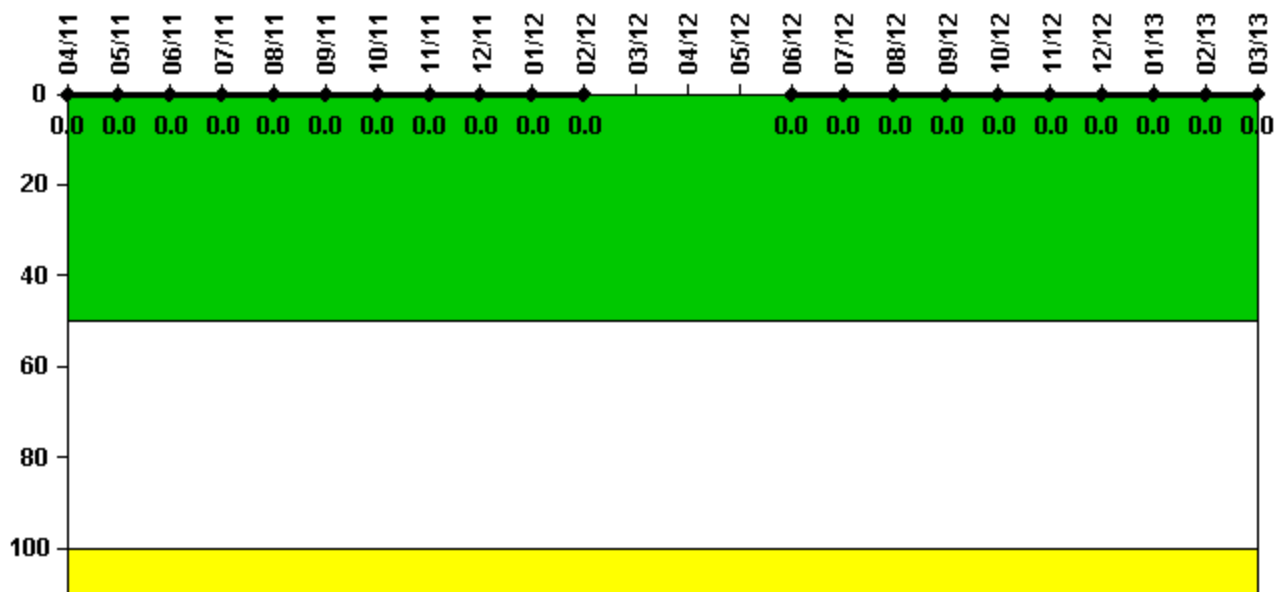
#### Notes

Mitigating Systems Performance Index, Cooling Water Systems	2Q/11	3Q/11	4Q/11	1Q/12	2Q/12	3Q/12	4Q/12	1Q/13
UAI (ΔCDF)	1.03E-06	9.43E-07	3.53E-07	3.58E-07	2.96E-07	2.68E-07	2.90E-07	1.69E-07
URI (ΔCDF)	-4.47E-07	-4.41E-07	-2.59E-07	-2.61E-07	-3.29E-07	-3.31E-07	-3.25E-07	-3.21E-07
PLE	NO	NO	NO	NO	NO	NO	NO	NO
Indicator value	5.80E-07	5.00E-07	9.40E-08	9.70E-08	-3.20E-08	-6.30E-08	-3.50E-08	-1.50E-07

Licensee Comments:

4Q/11: Changed PRA Parameter(s).

### Reactor Coolant System Activity



Thresholds: White > 50.0 Yellow > 100.0

#### Notes

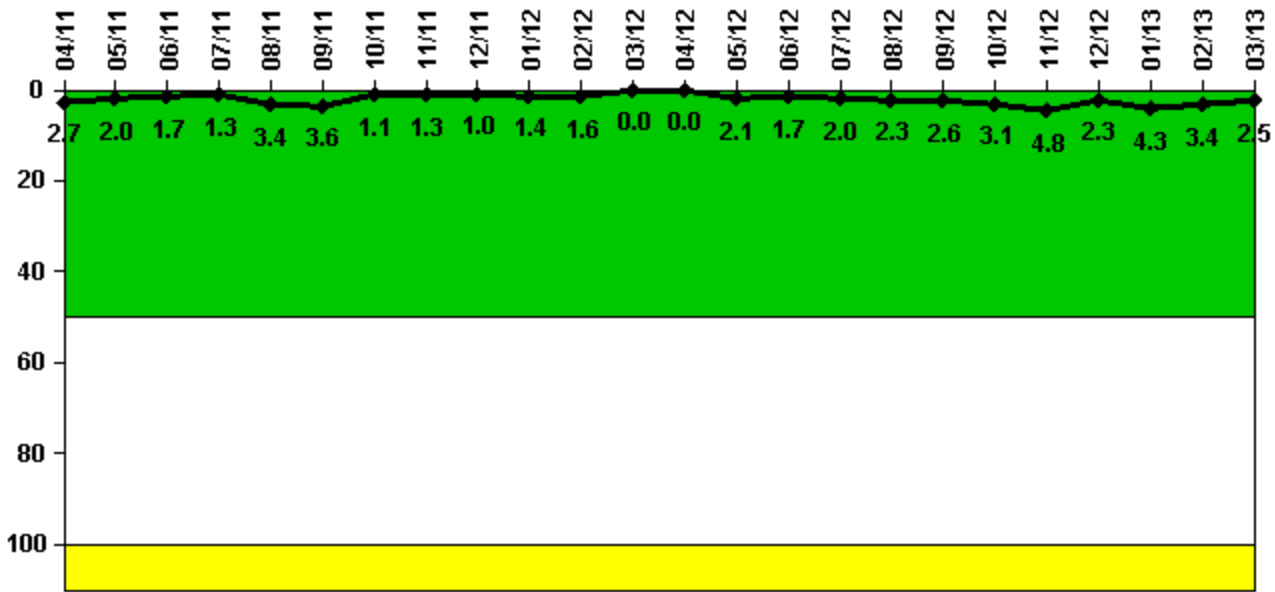
Reactor Coolant System Activity	4/11	5/11	6/11	7/11	8/11	9/11	10/11	11/11	12/11	1/12	2/12	3/12
Maximum activity	0.000169	0.000173	0.000177	0.000211	0.000181	0.000182	0.000195	0.000201	0.000200	0.000213	0.000212	N/A
Technical specification limit	0.5	0.5	0.5	0.5	0.5	0.5	0.5	0.5	0.5	0.5	0.5	0.5
Indicator value	0	0	0	0	0	0	0	0	0	0	0	N/A

Reactor Coolant System Activity	4/12	5/12	6/12	7/12	8/12	9/12	10/12	11/12	12/12	1/13	2/13	3/13
Maximum activity	N/A	N/A	0.000106	0.000110	0.000112	0.000115	0.000122	0.000132	0.000135	0.000145	0.000146	0.000147
Technical specification limit	0.5	0.5	0.5	0.5	0.5	0.5	0.5	0.5	0.5	0.5	0.5	0.5
Indicator value	N/A	N/A	0	0	0	0	0	0	0	0	0	0

Licensee Comments: none

### Reactor Coolant System Leakage



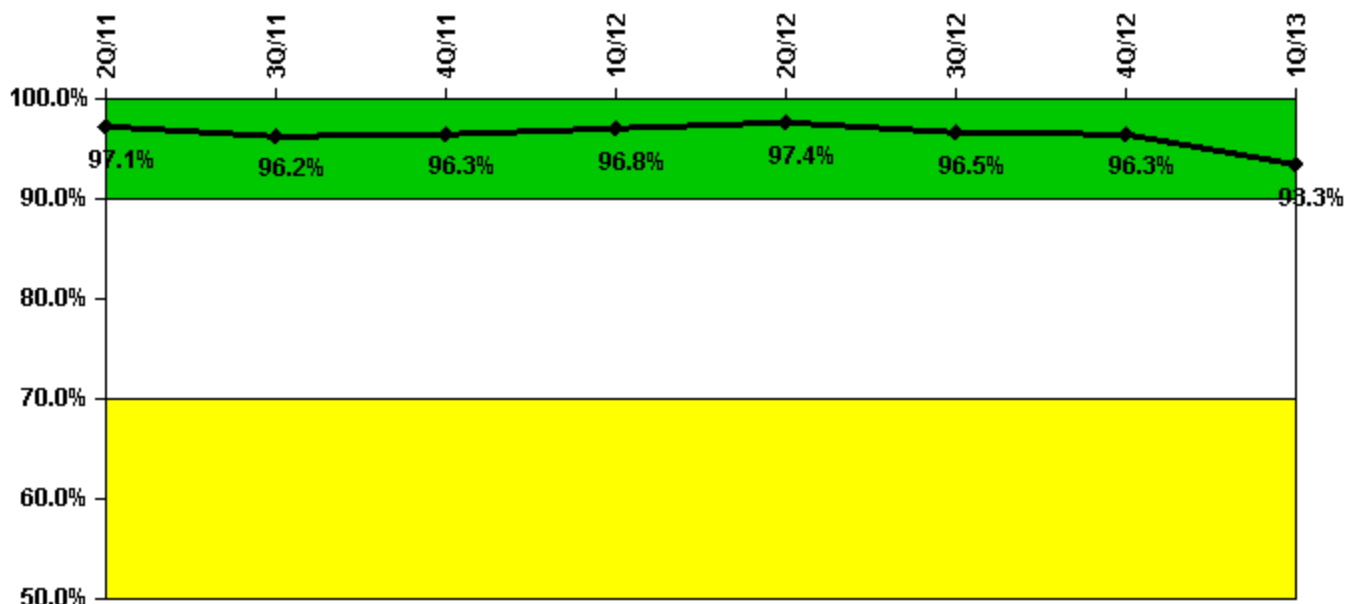
Thresholds: White > 50.0 Yellow > 100.0

#### Notes

Reactor Coolant System Leakage	4/11	5/11	6/11	7/11	8/11	9/11	10/11	11/11	12/11	1/12	2/12	3/12
Maximum leakage	0.267	0.204	0.169	0.125	0.339	0.355	0.109	0.133	0.102	0.144	0.156	0
Technical specification limit	10.0	10.0	10.0	10.0	10.0	10.0	10.0	10.0	10.0	10.0	10.0	10.0
<b>Indicator value</b>	<b>2.7</b>	<b>2.0</b>	<b>1.7</b>	<b>1.3</b>	<b>3.4</b>	<b>3.6</b>	<b>1.1</b>	<b>1.3</b>	<b>1.0</b>	<b>1.4</b>	<b>1.6</b>	<b>0</b>
Reactor Coolant System Leakage	4/12	5/12	6/12	7/12	8/12	9/12	10/12	11/12	12/12	1/13	2/13	3/13
Maximum leakage	0	0.208	0.169	0.201	0.231	0.262	0.306	0.475	0.225	0.425	0.343	0.251
Technical specification limit	10.0	10.0	10.0	10.0	10.0	10.0	10.0	10.0	10.0	10.0	10.0	10.0
<b>Indicator value</b>	<b>0</b>	<b>2.1</b>	<b>1.7</b>	<b>2.0</b>	<b>2.3</b>	<b>2.6</b>	<b>3.1</b>	<b>4.8</b>	<b>2.3</b>	<b>4.3</b>	<b>3.4</b>	<b>2.5</b>

Licensee Comments: none

### Drill/Exercise Performance



Thresholds: White < 90.0% Yellow < 70.0%

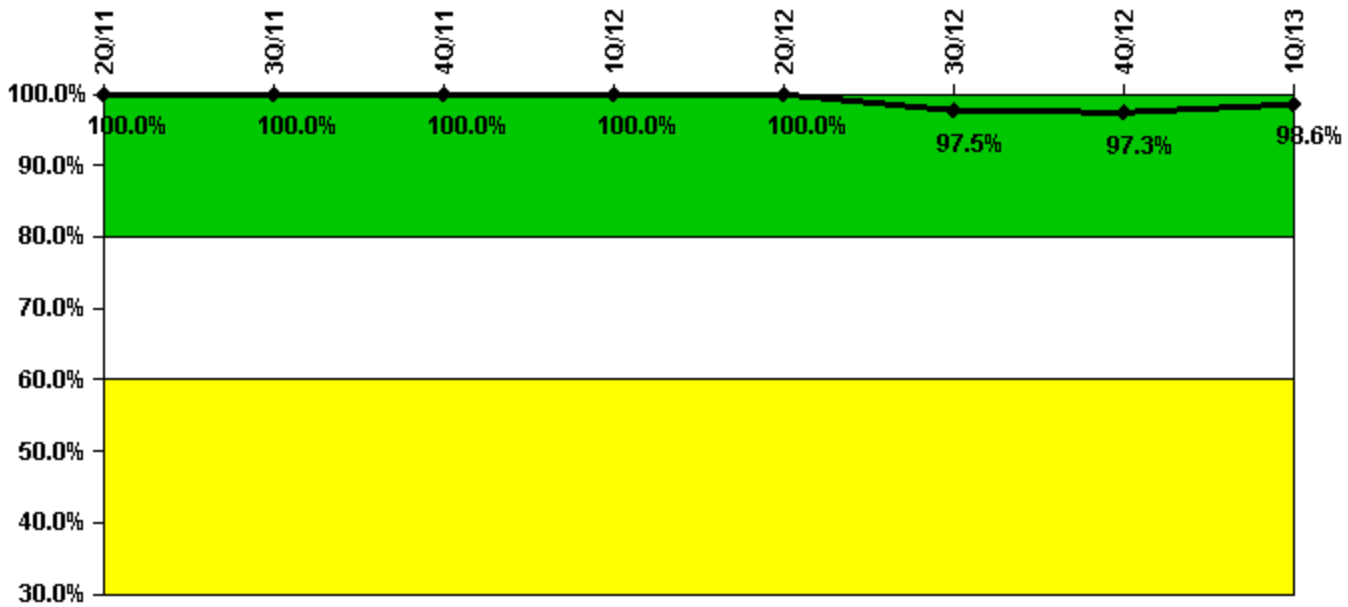
#### Notes

Drill/Exercise Performance	2Q/11	3Q/11	4Q/11	1Q/12	2Q/12	3Q/12	4Q/12	1Q/13
Successful opportunities	6.0	29.0	27.0	26.0	14.0	31.0	9.0	39.0
Total opportunities	6.0	32.0	27.0	28.0	14.0	32.0	10.0	45.0
Indicator value	97.1%	96.2%	96.3%	96.8%	97.4%	96.5%	96.3%	93.3%

#### Licensee Comments:

1Q/12: Revised February and March 2012 Drill and Exercise Performance based on previously unaccounted for opportunities. No change to performance indicator color. Revised February and March 2012 Drill and Exercise Performance based on previously unaccounted for opportunities. No change to performance indicator color.

### ERO Drill Participation



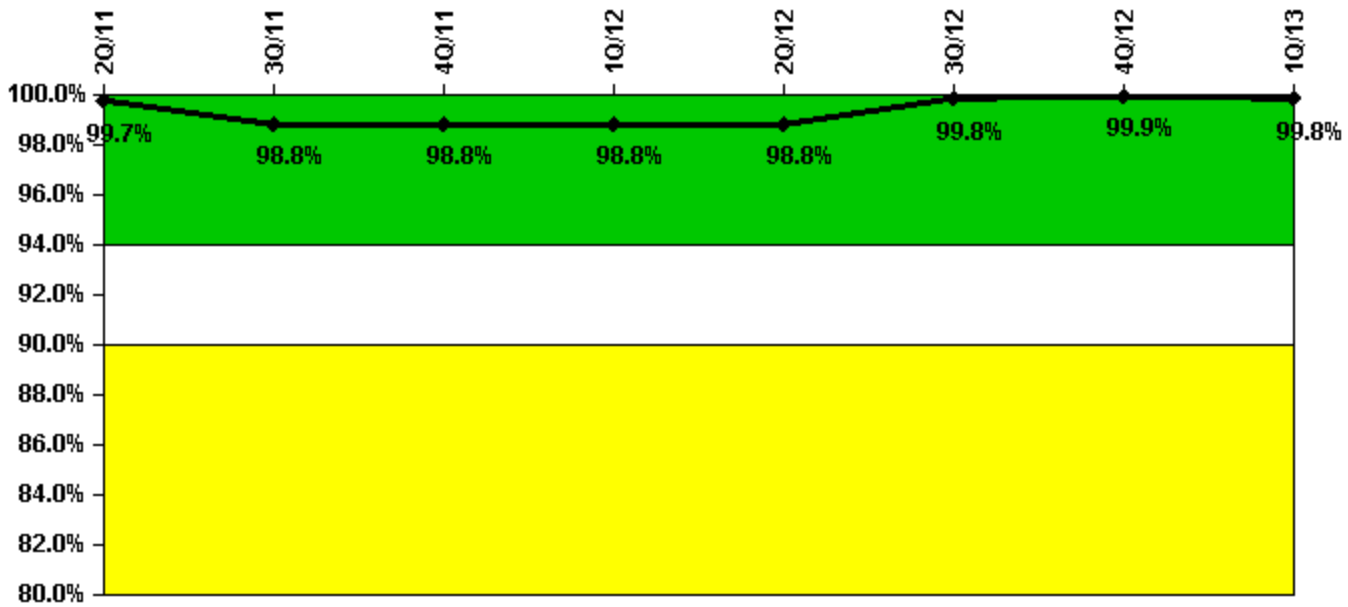
Thresholds: White < 80.0% Yellow < 60.0%

#### Notes

ERO Drill Participation	2Q/11	3Q/11	4Q/11	1Q/12	2Q/12	3Q/12	4Q/12	1Q/13
Participating Key personnel	141.0	143.0	145.0	156.0	155.0	157.0	144.0	142.0
Total Key personnel	141.0	143.0	145.0	156.0	155.0	161.0	148.0	144.0
Indicator value	100.0%	100.0%	100.0%	100.0%	100.0%	97.5%	97.3%	98.6%

Licensee Comments: none

### Alert & Notification System



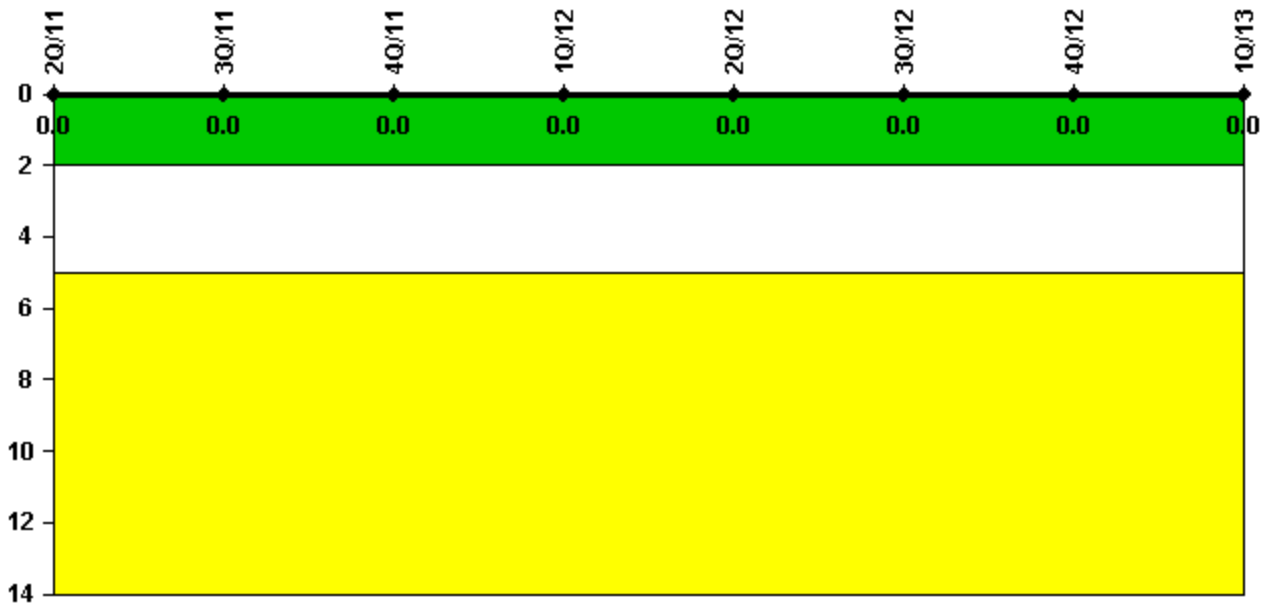
Thresholds: White < 94.0% Yellow < 90.0%

#### Notes

Alert & Notification System	2Q/11	3Q/11	4Q/11	1Q/12	2Q/12	3Q/12	4Q/12	1Q/13
Successful siren-tests	1512	1463	1514	1520	1516	1520	1519	1515
Total sirens-tests	1521	1521	1521	1521	1521	1521	1521	1521
Indicator value	99.7%	98.8%	98.8%	98.8%	98.8%	99.8%	99.9%	99.8%

Licensee Comments: none

### Occupational Exposure Control Effectiveness



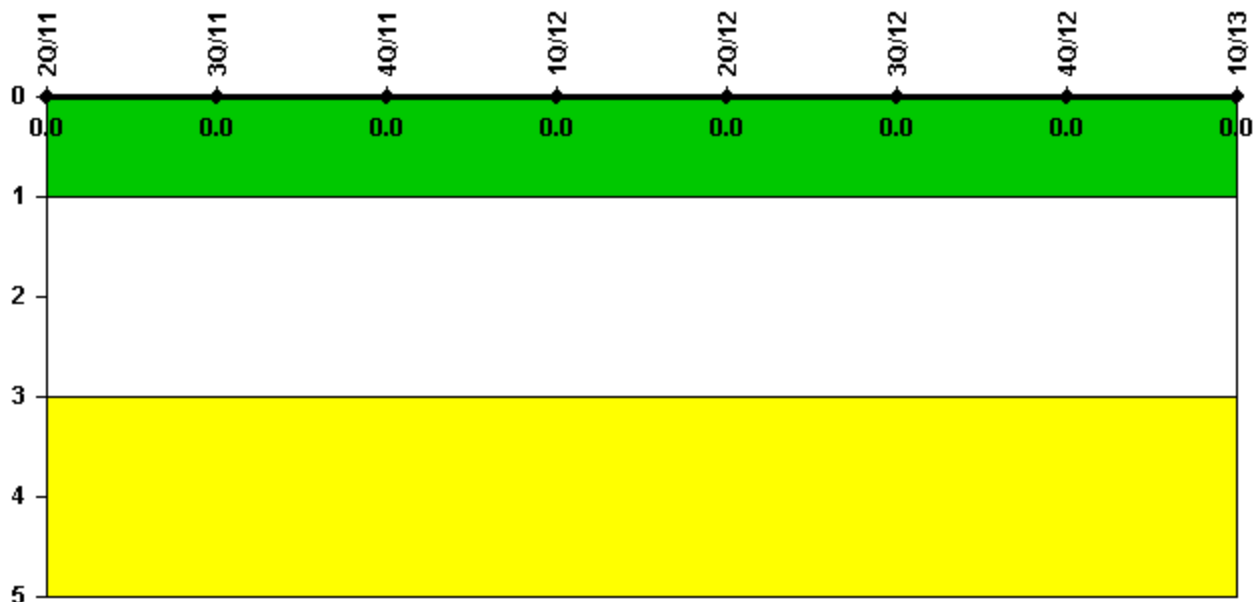
Thresholds: White > 2.0 Yellow > 5.0

#### Notes

Occupational Exposure Control Effectiveness	2Q/11	3Q/11	4Q/11	1Q/12	2Q/12	3Q/12	4Q/12	1Q/13
High radiation area occurrences	0	0	0	0	0	0	0	0
Very high radiation area occurrences	0	0	0	0	0	0	0	0
Unintended exposure occurrences	0	0	0	0	0	0	0	0
<b>Indicator value</b>	<b>0</b>	<b>0</b>	<b>0</b>	<b>0</b>	<b>0</b>	<b>0</b>	<b>0</b>	<b>0</b>

Licensee Comments: none

### RETS/ODCM Radiological Effluent



Thresholds: White > 1.0 Yellow > 3.0

#### Notes

RETS/ODCM Radiological Effluent	2Q/11	3Q/11	4Q/11	1Q/12	2Q/12	3Q/12	4Q/12	1Q/13
RETS/ODCM occurrences	0	0	0	0	0	0	0	0
<b>Indicator value</b>	<b>0</b>	<b>0</b>	<b>0</b>	<b>0</b>	<b>0</b>	<b>0</b>	<b>0</b>	<b>0</b>

Licensee Comments: none

Although the Security Cornerstone is included in the Reactor Oversight Process assessment program, the Commission has decided that specific information related to findings and performance indicators pertaining to the Security Cornerstone will not be publicly available to ensure that security information is not provided to a possible adversary. Other than the fact that a finding or performance indicator is Green or Greater-Than-Green, security related information will not be displayed on the public web page.



 [Action Matrix Summary](#) | [Inspection Findings Summary](#) | [PI Summary](#) | [Reactor Oversight Process](#)

*Last Modified: April 23, 2013*