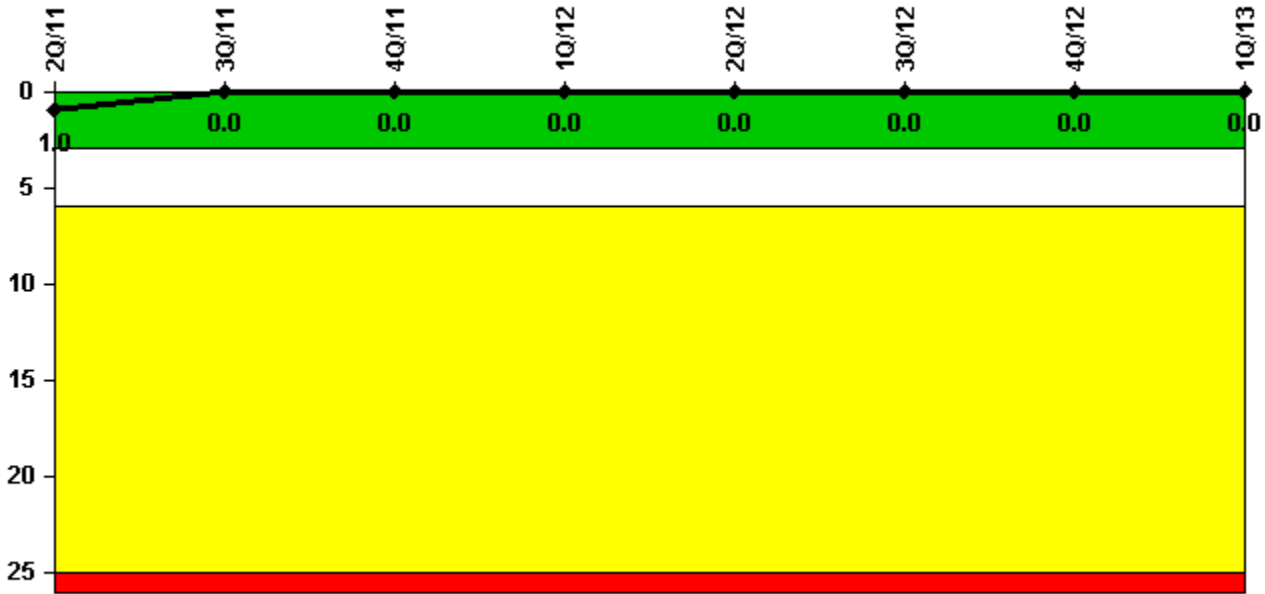


# Oconee 1

## 1Q/2013 Performance Indicators

Licensee's General Comments: none

### Unplanned Scrams per 7000 Critical Hrs



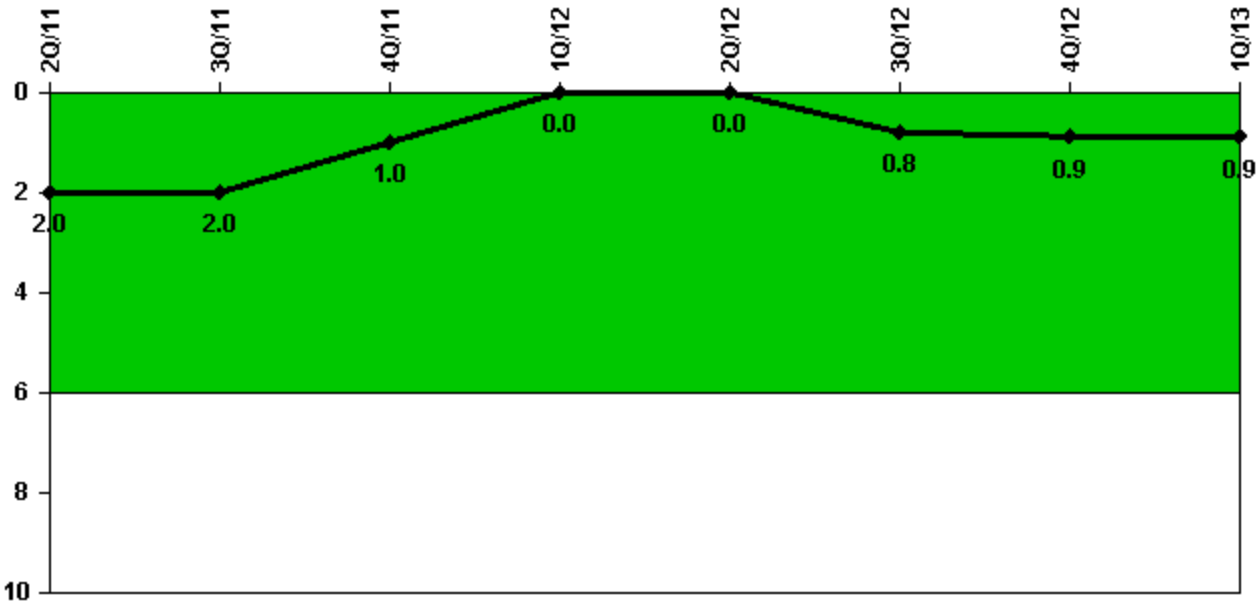
Thresholds: White > 3.0 Yellow > 6.0 Red > 25.0

### Notes

| Unplanned Scrams per 7000 Critical Hrs | 2Q/11      | 3Q/11    | 4Q/11    | 1Q/12    | 2Q/12    | 3Q/12    | 4Q/12    | 1Q/13    |
|--|------------|----------|----------|----------|----------|----------|----------|----------|
| Unplanned scrams                       | 0          | 0        | 0        | 0        | 0        | 0        | 0        | 0        |
| Critical hours                         | 553.6      | 2208.0   | 2209.0   | 2183.0   | 2184.0   | 2162.1   | 1412.4   | 2159.0   |
| <b>Indicator value</b>                 | <b>1.0</b> | <b>0</b> | <b>0</b> | <b>0</b> | <b>0</b> | <b>0</b> | <b>0</b> | <b>0</b> |

Licensee Comments: none

### Unplanned Power Changes per 7000 Critical Hrs



Thresholds: White > 6.0

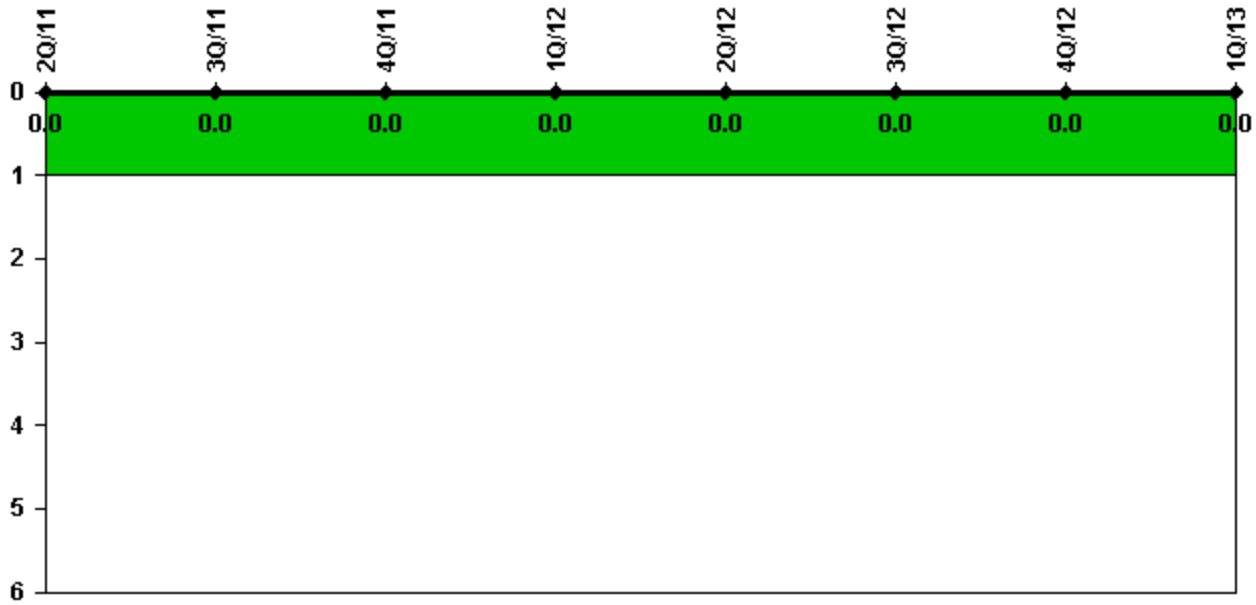
#### Notes

| Unplanned Power Changes per 7000 Critical Hrs | 2Q/11      | 3Q/11      | 4Q/11      | 1Q/12    | 2Q/12    | 3Q/12      | 4Q/12      | 1Q/13      |
|---|------------|------------|------------|----------|----------|------------|------------|------------|
| Unplanned power changes                       | 0          | 0          | 0          | 0        | 0        | 1.0        | 0          | 0          |
| Critical hours                                | 553.6      | 2208.0     | 2209.0     | 2183.0   | 2184.0   | 2162.1     | 1412.4     | 2159.0     |
| <b>Indicator value</b>                        | <b>2.0</b> | <b>2.0</b> | <b>1.0</b> | <b>0</b> | <b>0</b> | <b>0.8</b> | <b>0.9</b> | <b>0.9</b> |

Licensee Comments:

3Q/12: Investigate and Repair RCS leakage. PIP O-12-08357

### Unplanned Scrams with Complications



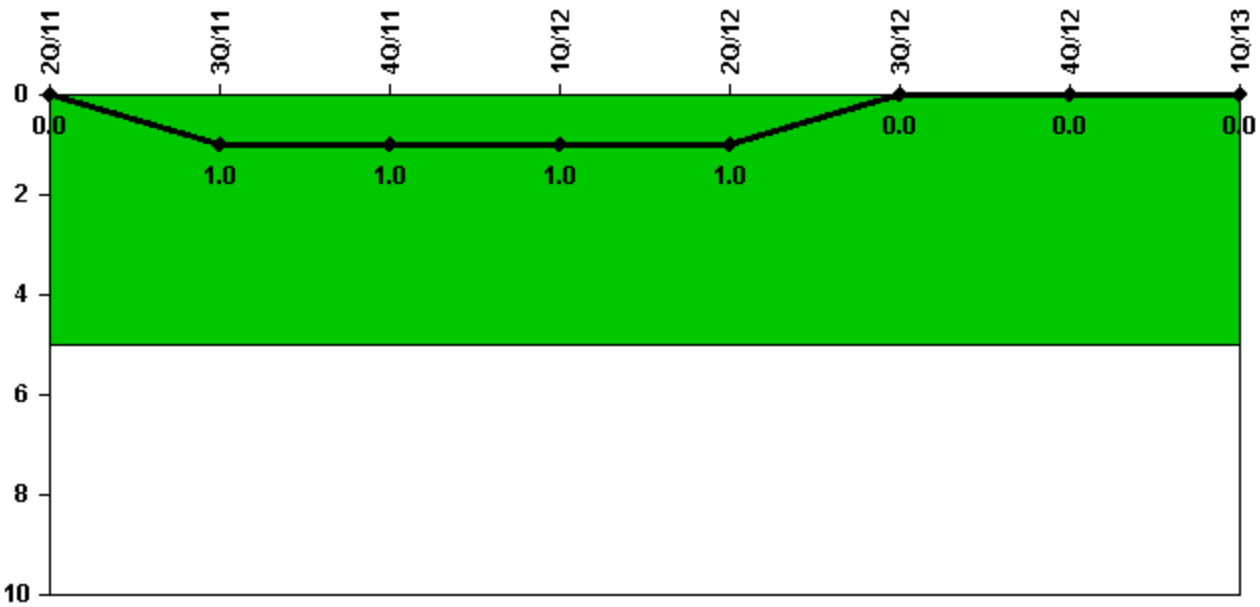
Thresholds: White > 1.0

#### Notes

| Unplanned Scrams with Complications | 2Q/11      | 3Q/11      | 4Q/11      | 1Q/12      | 2Q/12      | 3Q/12      | 4Q/12      | 1Q/13      |
|-------------------------------------|------------|------------|------------|------------|------------|------------|------------|------------|
| Scrams with complications           | 0          | 0          | 0          | 0          | 0          | 0          | 0          | 0          |
|                                     |            |            |            |            |            |            |            |            |
| <b>Indicator value</b>              | <b>0.0</b> | <b>0.0</b> | <b>0.0</b> | <b>0.0</b> | <b>0.0</b> | <b>0.0</b> | <b>0.0</b> | <b>0.0</b> |

Licensee Comments: none

### Safety System Functional Failures (PWR)



Thresholds: White > 5.0

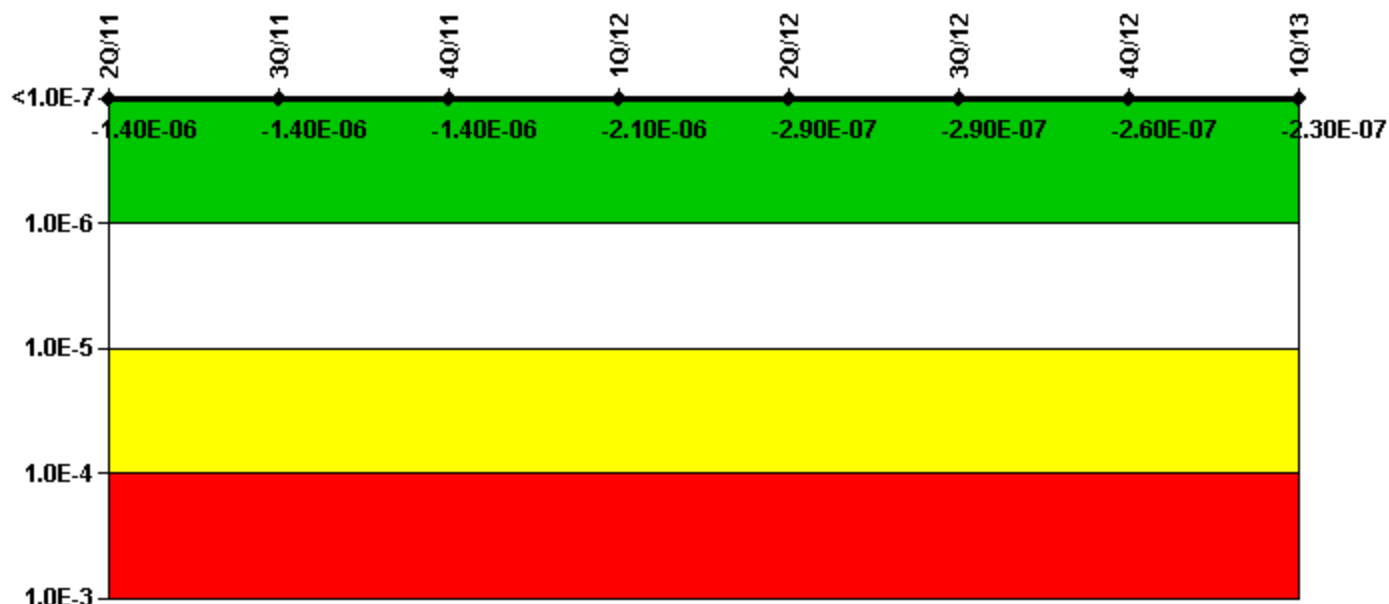
#### Notes

| Safety System Functional Failures (PWR) | 2Q/11    | 3Q/11    | 4Q/11    | 1Q/12    | 2Q/12    | 3Q/12    | 4Q/12    | 1Q/13    |
|---|----------|----------|----------|----------|----------|----------|----------|----------|
| Safety System Functional Failures       | 0        | 1        | 0        | 0        | 0        | 0        | 0        | 0        |
| <b>Indicator value</b>                  | <b>0</b> | <b>1</b> | <b>1</b> | <b>1</b> | <b>1</b> | <b>0</b> | <b>0</b> | <b>0</b> |

Licensee Comments:

3Q/11: Unit 1 LER 269/2011-05, Reactor Protection System Overpower Flux/Flow Imbalance Channels Inoperable

### Mitigating Systems Performance Index, Emergency AC Power System



Thresholds: White > 1.00E-6 Yellow > 1.00E-5 Red > 1.00E-4

#### Notes

| Mitigating Systems Performance Index, Emergency AC Power System | 2Q/11     | 3Q/11     | 4Q/11     | 1Q/12     | 2Q/12     | 3Q/12     | 4Q/12     | 1Q/13     |
|---|-----------|-----------|-----------|-----------|-----------|-----------|-----------|-----------|
| UAI ( $\Delta$ CDF)   | 5.98E-07  | 4.57E-07  | 5.01E-07  | -2.76E-08 | 3.45E-08  | 3.64E-08  | 3.33E-08  | 5.98E-08  |
| URI ( $\Delta$ CDF)   | -2.04E-06 | -1.86E-06 | -1.86E-06 | -2.04E-06 | -3.27E-07 | -3.27E-07 | -2.92E-07 | -2.92E-07 |
| PLE   | NO        | NO        | NO        | NO        | NO        | NO        | NO        | NO        |
| Indicator value   | -1.40E-06 | -1.40E-06 | -1.40E-06 | -2.10E-06 | -2.90E-07 | -2.90E-07 | -2.60E-07 | -2.30E-07 |

#### Licensee Comments:

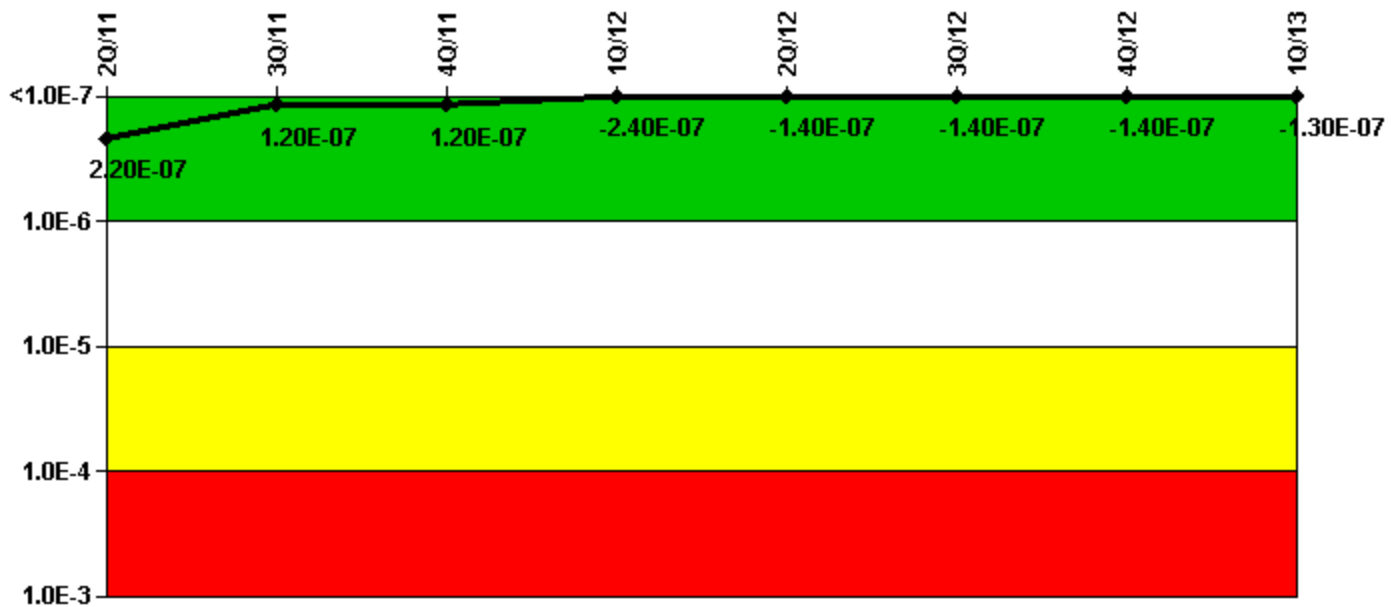
1Q/12: Changed PRA Parameter(s). Grayed unchecked MSPI & URI being investigated, no errors in Derivation Reports

4Q/11: Changed PRA Parameter(s).

3Q/11: Changed PRA Parameter(s).

2Q/11: Changed PRA Parameter(s).

### Mitigating Systems Performance Index, High Pressure Injection System



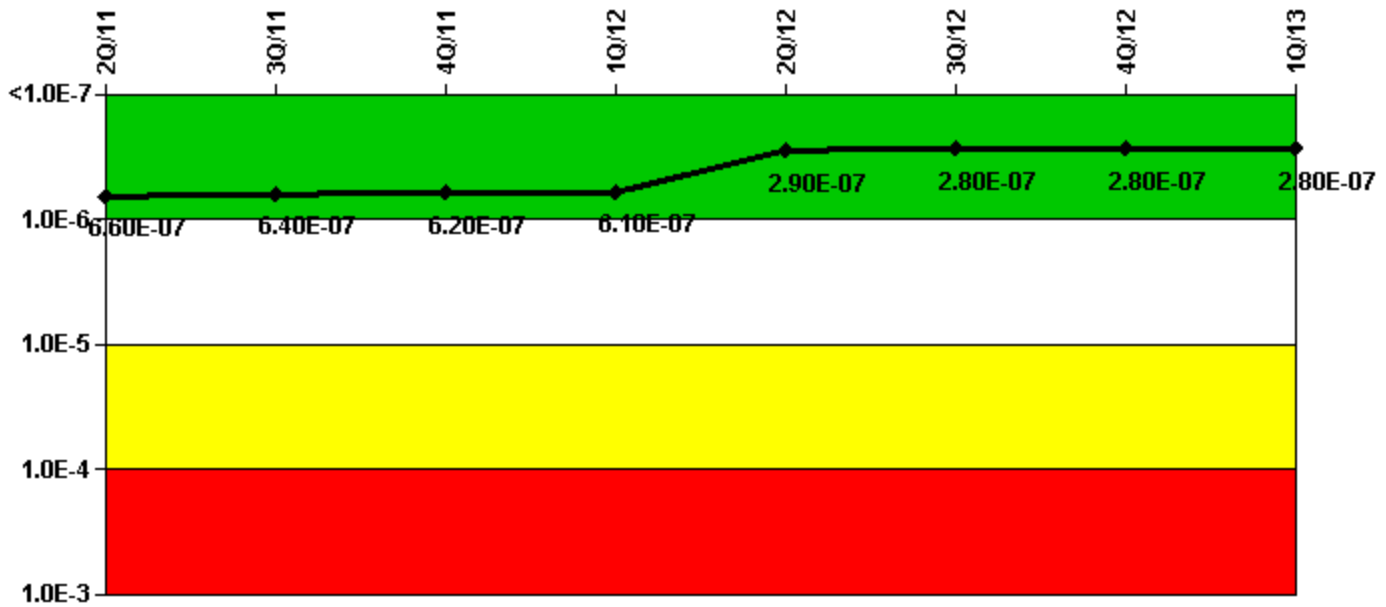
Thresholds: White > 1.00E-6 Yellow > 1.00E-5 Red > 1.00E-4

#### Notes

| Mitigating Systems Performance Index, High Pressure Injection System | 2Q/11     | 3Q/11     | 4Q/11     | 1Q/12     | 2Q/12     | 3Q/12     | 4Q/12     | 1Q/13     |
|--|-----------|-----------|-----------|-----------|-----------|-----------|-----------|-----------|
| UAI ( $\Delta$ CDF)  | -2.58E-08 | -3.16E-08 | -3.16E-08 | -6.19E-08 | -7.59E-10 | -7.59E-10 | -7.59E-10 | -2.63E-10 |
| URI ( $\Delta$ CDF)  | 2.50E-07  | 1.50E-07  | 1.50E-07  | -1.73E-07 | -1.34E-07 | -1.34E-07 | -1.34E-07 | -1.34E-07 |
| PLE  | NO        | NO        | NO        | NO        | NO        | NO        | NO        | NO        |
| Indicator value  | 2.20E-07  | 1.20E-07  | 1.20E-07  | -2.40E-07 | -1.40E-07 | -1.40E-07 | -1.40E-07 | -1.30E-07 |

Licensee Comments: none

### Mitigating Systems Performance Index, Heat Removal System



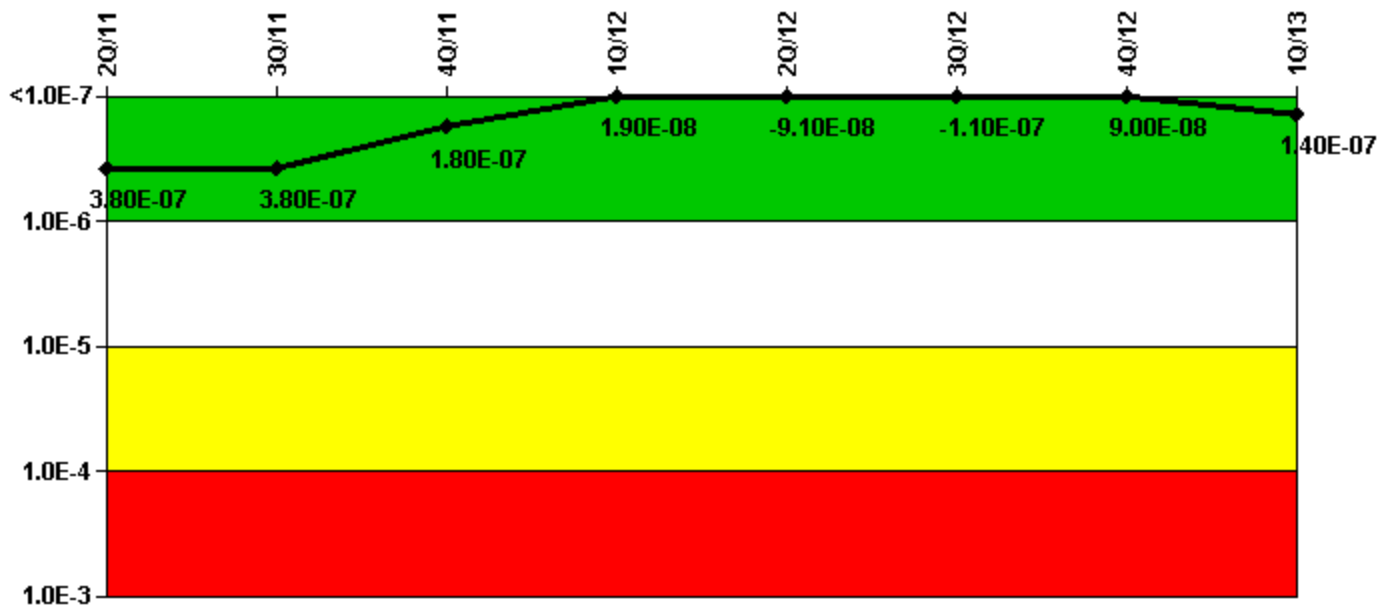
Thresholds: White > 1.00E-6 Yellow > 1.00E-5 Red > 1.00E-4

#### Notes

| Mitigating Systems Performance Index, Heat Removal System | 2Q/11    | 3Q/11    | 4Q/11    | 1Q/12    | 2Q/12    | 3Q/12    | 4Q/12    | 1Q/13    |
|---|----------|----------|----------|----------|----------|----------|----------|----------|
| UAI (ΔCDF)  | 1.41E-07 | 1.21E-07 | 9.94E-08 | 9.57E-08 | 7.60E-08 | 7.07E-08 | 6.97E-08 | 7.12E-08 |
| URI (ΔCDF)  | 5.19E-07 | 5.19E-07 | 5.19E-07 | 5.19E-07 | 2.12E-07 | 2.12E-07 | 2.12E-07 | 2.12E-07 |
| PLE   | NO       | NO       | NO       | NO       | NO       | NO       | NO       | NO       |
| Indicator value   | 6.60E-07 | 6.40E-07 | 6.20E-07 | 6.10E-07 | 2.90E-07 | 2.80E-07 | 2.80E-07 | 2.80E-07 |

Licensee Comments: none

### Mitigating Systems Performance Index, Residual Heat Removal System



Thresholds: White > 1.00E-6 Yellow > 1.00E-5 Red > 1.00E-4

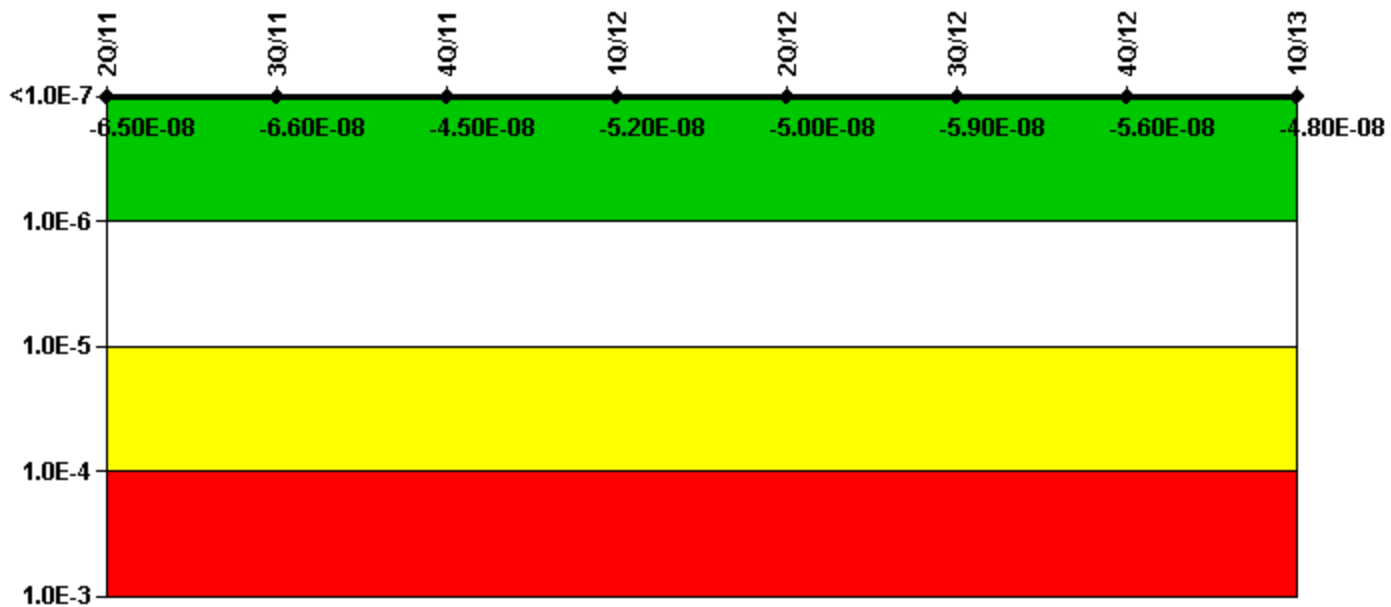
#### Notes

| Mitigating Systems Performance Index, Residual Heat Removal System | 2Q/11     | 3Q/11     | 4Q/11     | 1Q/12     | 2Q/12     | 3Q/12     | 4Q/12     | 1Q/13     |
|--|-----------|-----------|-----------|-----------|-----------|-----------|-----------|-----------|
| UAI ( $\Delta$ CDF)  | 5.06E-07  | 5.07E-07  | 3.04E-07  | 1.45E-07  | 5.68E-09  | -8.86E-09 | 1.86E-07  | 2.32E-07  |
| URI ( $\Delta$ CDF)  | -1.25E-07 | -1.25E-07 | -1.25E-07 | -1.25E-07 | -9.65E-08 | -9.65E-08 | -9.65E-08 | -9.65E-08 |
| PLE  | NO        | NO        | NO        | NO        | NO        | NO        | NO        | NO        |
| Indicator value  | 3.80E-07  | 3.80E-07  | 1.80E-07  | 1.90E-08  | -9.10E-08 | -1.10E-07 | 9.00E-08  | 1.40E-07  |

Licensee Comments: none



### Mitigating Systems Performance Index, Cooling Water Systems



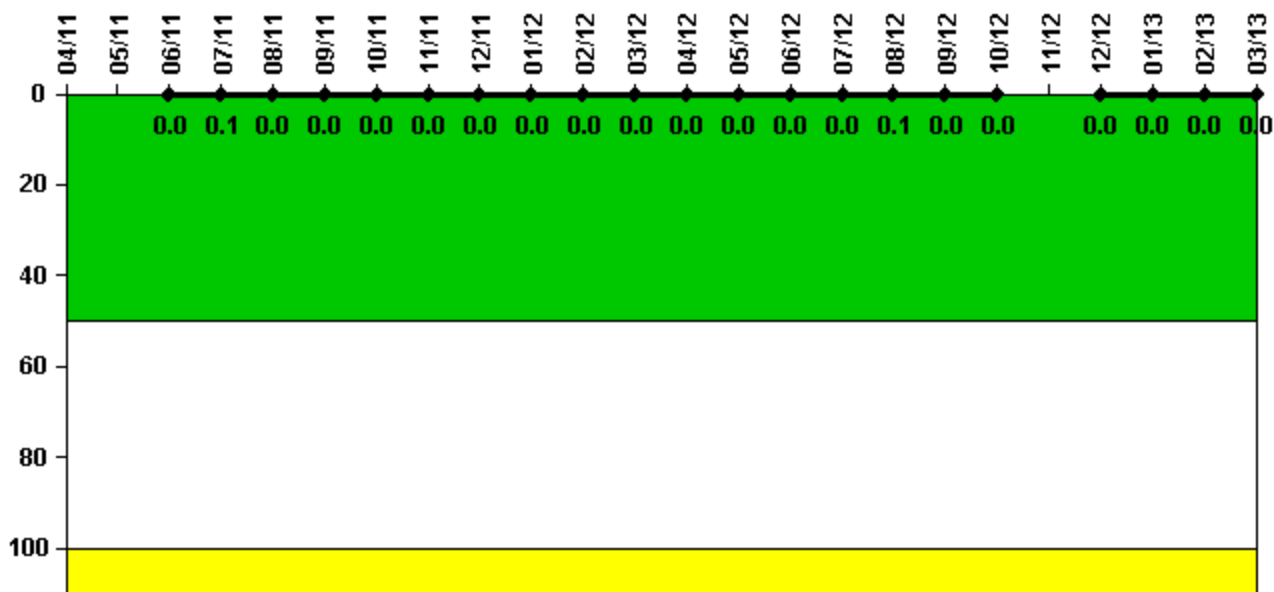
Thresholds: White > 1.00E-6 Yellow > 1.00E-5 Red > 1.00E-4

#### Notes

| Mitigating Systems Performance Index, Cooling Water Systems | 2Q/11     | 3Q/11     | 4Q/11     | 1Q/12     | 2Q/12     | 3Q/12     | 4Q/12     | 1Q/13     |
|---|-----------|-----------|-----------|-----------|-----------|-----------|-----------|-----------|
| UAI ( $\Delta$ CDF)   | -2.30E-08 | -2.41E-08 | -3.38E-09 | -9.75E-09 | -1.98E-08 | -2.86E-08 | -2.64E-08 | -1.79E-08 |
| URI ( $\Delta$ CDF)   | -4.20E-08 | -4.20E-08 | -4.20E-08 | -4.20E-08 | -3.00E-08 | -3.00E-08 | -3.00E-08 | -3.00E-08 |
| PLE   | NO        | NO        | NO        | NO        | NO        | NO        | NO        | NO        |
| Indicator value   | -6.50E-08 | -6.60E-08 | -4.50E-08 | -5.20E-08 | -5.00E-08 | -5.90E-08 | -5.60E-08 | -4.80E-08 |

Licensee Comments: none

### Reactor Coolant System Activity



Thresholds: White > 50.0 Yellow > 100.0

#### Notes

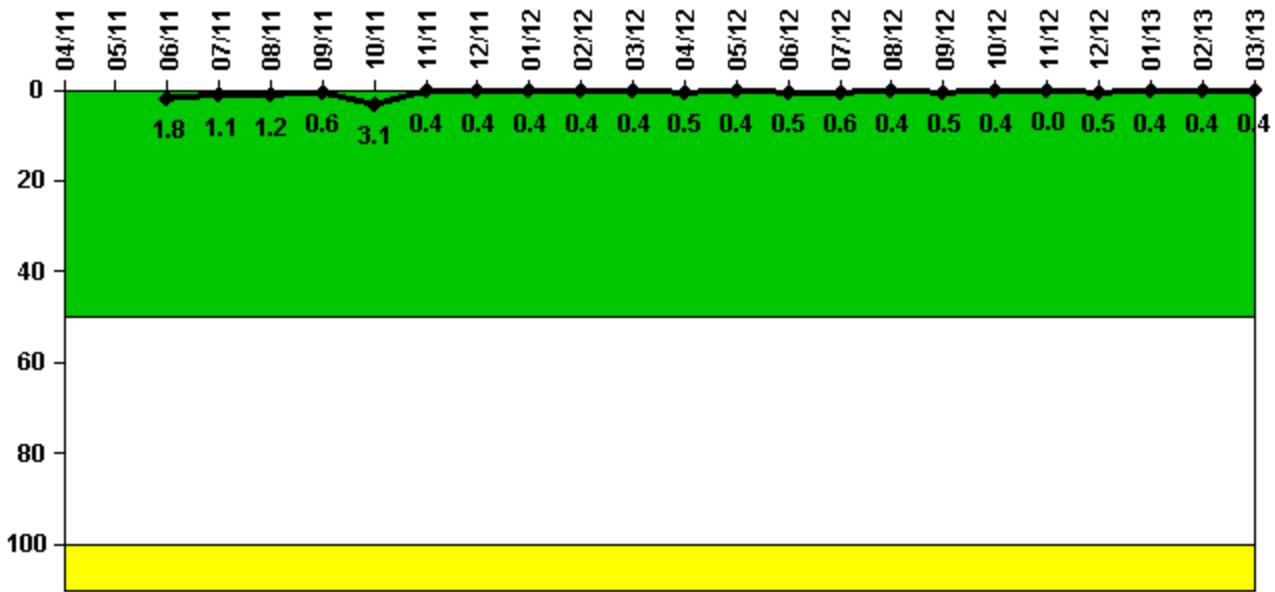
| Reactor Coolant System Activity | 4/11 | 5/11 | 6/11     | 7/11     | 8/11     | 9/11     | 10/11    | 11/11    | 12/11    | 1/12     | 2/12     | 3/12     |
|---------------------------------|------|------|----------|----------|----------|----------|----------|----------|----------|----------|----------|----------|
| Maximum activity                | N/A  | N/A  | 0.000334 | 0.000542 | 0.000300 | 0.000266 | 0.000229 | 0.000315 | 0.000375 | 0.000279 | 0.000295 | 0.000289 |
| Technical specification limit   | 1.0  | 1.0  | 1.0      | 1.0      | 1.0      | 1.0      | 1.0      | 1.0      | 1.0      | 1.0      | 1.0      | 1.0      |
| Indicator value                 | N/A  | N/A  | 0        | 0.1      | 0        | 0        | 0        | 0        | 0        | 0        | 0        | 0        |

| Reactor Coolant System Activity | 4/12     | 5/12     | 6/12     | 7/12     | 8/12     | 9/12     | 10/12    | 11/12 | 12/12    | 1/13     | 2/13     | 3/13     |
|---------------------------------|----------|----------|----------|----------|----------|----------|----------|-------|----------|----------|----------|----------|
| Maximum activity                | 0.000473 | 0.000427 | 0.000384 | 0.000473 | 0.001361 | 0.000460 | 0.000398 | N/A   | 0.000113 | 0.000090 | 0.000130 | 0.000396 |
| Technical specification limit   | 1.0      | 1.0      | 1.0      | 1.0      | 1.0      | 1.0      | 1.0      | 1.0   | 1.0      | 1.0      | 1.0      | 1.0      |
| Indicator value                 | 0        | 0        | 0        | 0        | 0.1      | 0        | 0        | N/A   | 0        | 0        | 0        | 0        |

Licensee Comments: none

### Reactor Coolant System Leakage



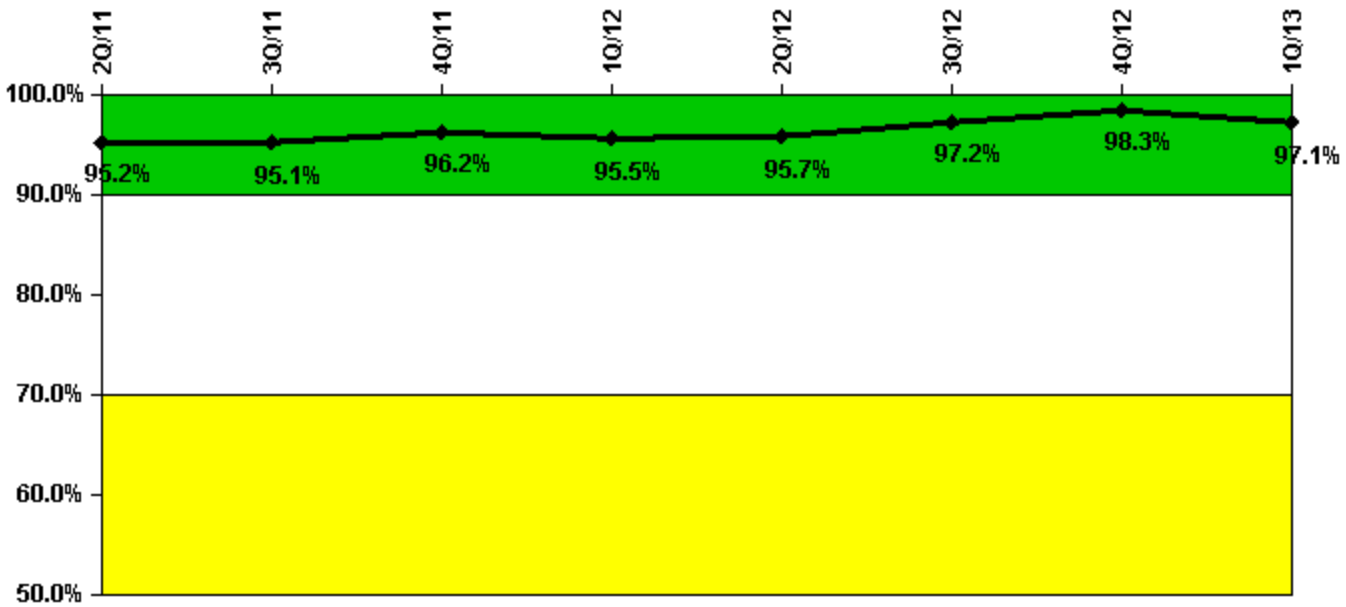
Thresholds: White > 50.0 Yellow > 100.0

#### Notes

| Reactor Coolant System Leakage | 4/11       | 5/11       | 6/11       | 7/11       | 8/11       | 9/11       | 10/11      | 11/11      | 12/11      | 1/12       | 2/12       | 3/12       |
|--------------------------------|------------|------------|------------|------------|------------|------------|------------|------------|------------|------------|------------|------------|
| Maximum leakage                | N/A        | N/A        | 0.180      | 0.107      | 0.124      | 0.058      | 0.314      | 0.036      | 0.041      | 0.039      | 0.044      | 0.038      |
| Technical specification limit  | 10.0       | 10.0       | 10.0       | 10.0       | 10.0       | 10.0       | 10.0       | 10.0       | 10.0       | 10.0       | 10.0       | 10.0       |
| <b>Indicator value</b>         | <b>N/A</b> | <b>N/A</b> | <b>1.8</b> | <b>1.1</b> | <b>1.2</b> | <b>0.6</b> | <b>3.1</b> | <b>0.4</b> | <b>0.4</b> | <b>0.4</b> | <b>0.4</b> | <b>0.4</b> |
| Reactor Coolant System Leakage | 4/12       | 5/12       | 6/12       | 7/12       | 8/12       | 9/12       | 10/12      | 11/12      | 12/12      | 1/13       | 2/13       | 3/13       |
| Maximum leakage                | 0.050      | 0.038      | 0.050      | 0.055      | 0.043      | 0.053      | 0.044      | 0          | 0.054      | 0.043      | 0.037      | 0.036      |
| Technical specification limit  | 10.0       | 10.0       | 10.0       | 10.0       | 10.0       | 10.0       | 10.0       | 10.0       | 10.0       | 10.0       | 10.0       | 10.0       |
| <b>Indicator value</b>         | <b>0.5</b> | <b>0.4</b> | <b>0.5</b> | <b>0.6</b> | <b>0.4</b> | <b>0.5</b> | <b>0.4</b> | <b>0</b>   | <b>0.5</b> | <b>0.4</b> | <b>0.4</b> | <b>0.4</b> |

Licensee Comments: none

### Drill/Exercise Performance



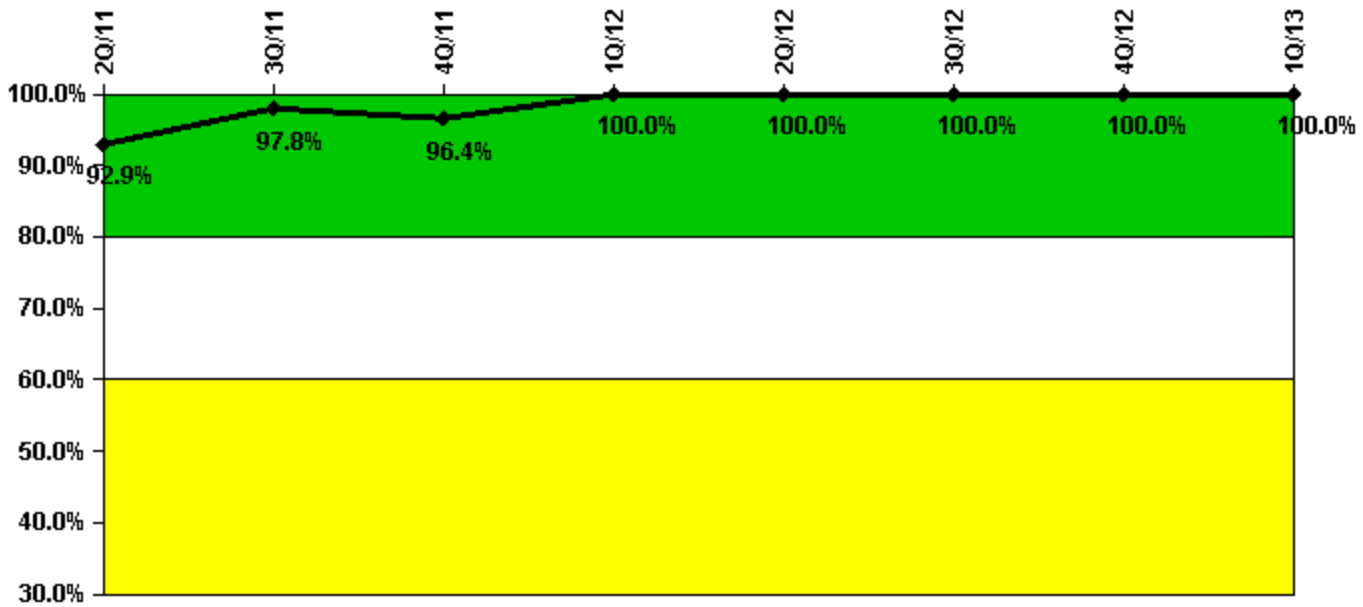
Thresholds: White < 90.0% Yellow < 70.0%

#### Notes

| Drill/Exercise Performance | 2Q/11 | 3Q/11 | 4Q/11 | 1Q/12 | 2Q/12 | 3Q/12 | 4Q/12 | 1Q/13 |
|----------------------------|-------|-------|-------|-------|-------|-------|-------|-------|
| Successful opportunities   | 16.0  | 39.0  | 18.0  | 48.0  | 12.0  | 38.0  | 26.0  | 40.0  |
| Total opportunities        | 16.0  | 40.0  | 18.0  | 50.0  | 12.0  | 38.0  | 26.0  | 44.0  |
| Indicator value            | 95.2% | 95.1% | 96.2% | 95.5% | 95.7% | 97.2% | 98.3% | 97.1% |

Licensee Comments: none

### ERO Drill Participation



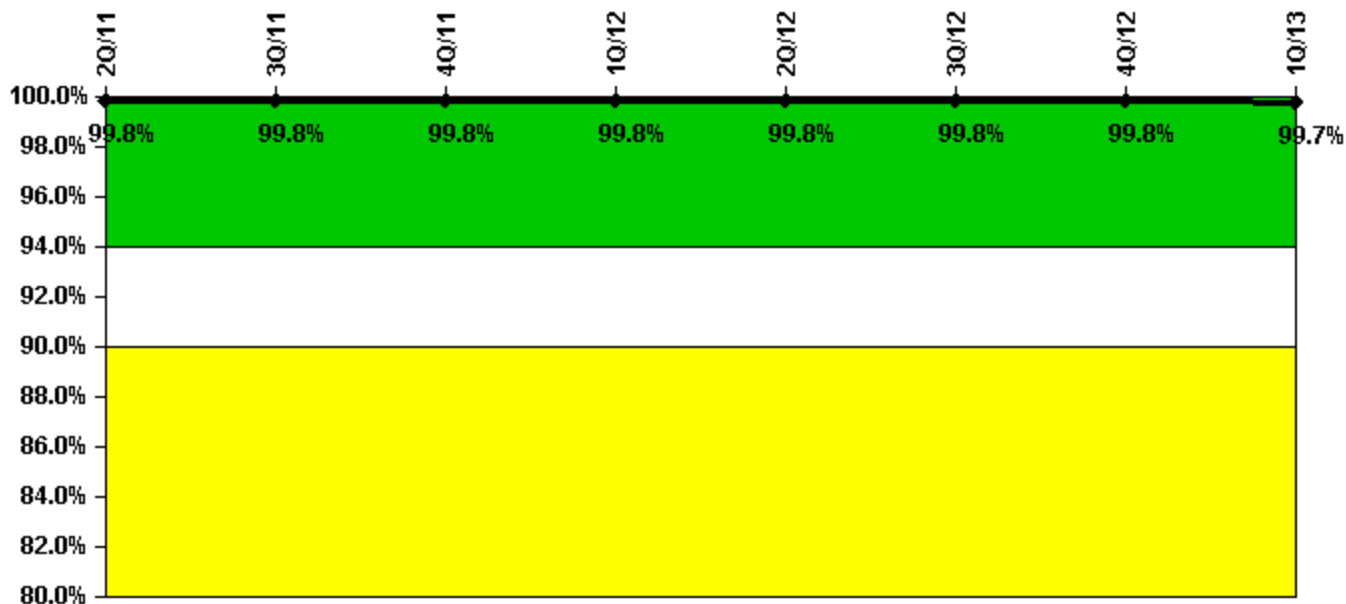
Thresholds: White < 80.0% Yellow < 60.0%

#### Notes

| ERO Drill Participation     | 2Q/11 | 3Q/11 | 4Q/11 | 1Q/12  | 2Q/12  | 3Q/12  | 4Q/12  | 1Q/13  |
|-----------------------------|-------|-------|-------|--------|--------|--------|--------|--------|
| Participating Key personnel | 130.0 | 136.0 | 135.0 | 133.0  | 132.0  | 130.0  | 124.0  | 130.0  |
| Total Key personnel         | 140.0 | 139.0 | 140.0 | 133.0  | 132.0  | 130.0  | 124.0  | 130.0  |
| Indicator value             | 92.9% | 97.8% | 96.4% | 100.0% | 100.0% | 100.0% | 100.0% | 100.0% |

Licensee Comments: none

### Alert & Notification System



Thresholds: White < 94.0% Yellow < 90.0%

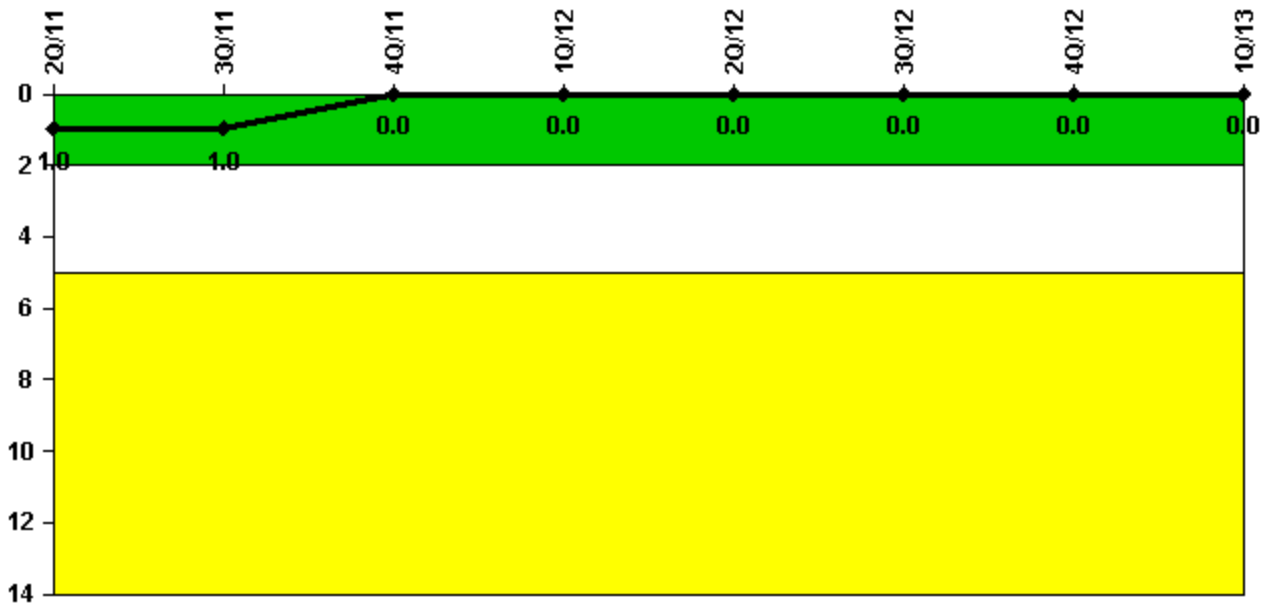
#### Notes

| Alert & Notification System | 2Q/11 | 3Q/11 | 4Q/11 | 1Q/12 | 2Q/12 | 3Q/12 | 4Q/12 | 1Q/13 |
|-----------------------------|-------|-------|-------|-------|-------|-------|-------|-------|
| Successful siren-tests      | 1751  | 1753  | 1752  | 1753  | 1686  | 1750  | 1815  | 1685  |
| Total sirens-tests          | 1755  | 1755  | 1755  | 1755  | 1690  | 1755  | 1820  | 1690  |
| Indicator value             | 99.8% | 99.8% | 99.8% | 99.8% | 99.8% | 99.8% | 99.8% | 99.7% |

Licensee Comments:

4Q/11: editorial correction. no threshold change

### Occupational Exposure Control Effectiveness



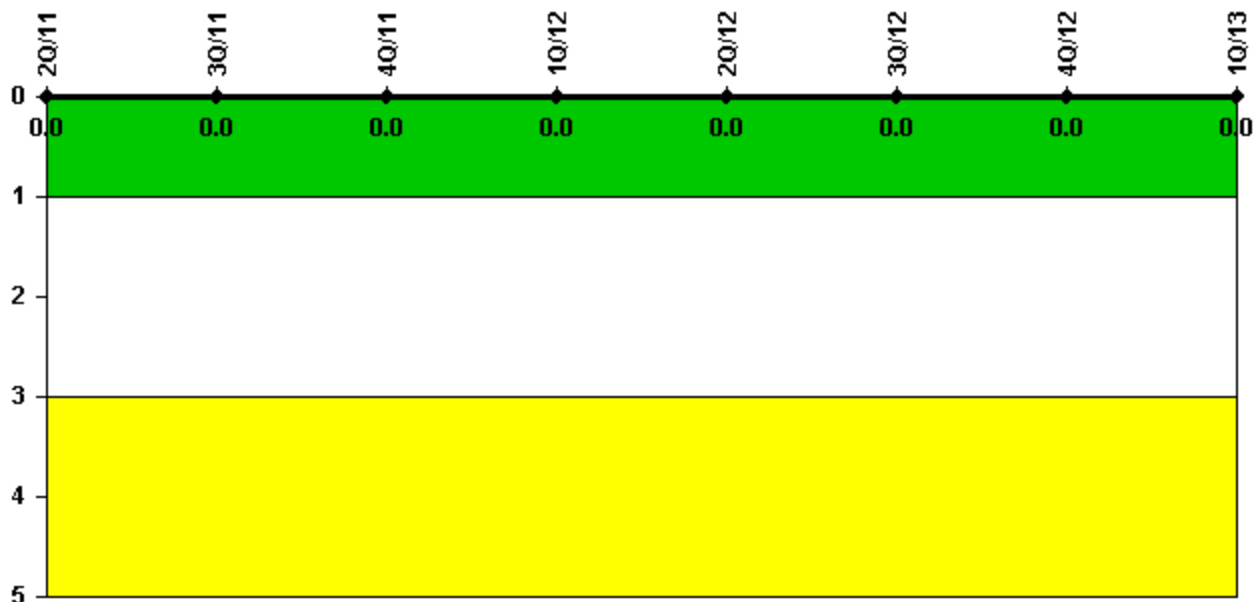
Thresholds: White > 2.0 Yellow > 5.0

#### Notes

| Occupational Exposure Control Effectiveness | 2Q/11    | 3Q/11    | 4Q/11    | 1Q/12    | 2Q/12    | 3Q/12    | 4Q/12    | 1Q/13    |
|---|----------|----------|----------|----------|----------|----------|----------|----------|
| High radiation area occurrences             | 0        | 0        | 0        | 0        | 0        | 0        | 0        | 0        |
| Very high radiation area occurrences        | 0        | 0        | 0        | 0        | 0        | 0        | 0        | 0        |
| Unintended exposure occurrences             | 0        | 0        | 0        | 0        | 0        | 0        | 0        | 0        |
| <b>Indicator value</b>                      | <b>1</b> | <b>1</b> | <b>0</b> | <b>0</b> | <b>0</b> | <b>0</b> | <b>0</b> | <b>0</b> |

Licensee Comments: none

### RETS/ODCM Radiological Effluent



Thresholds: White > 1.0 Yellow > 3.0

#### Notes

| RETS/ODCM Radiological Effluent | 2Q/11 | 3Q/11 | 4Q/11 | 1Q/12 | 2Q/12 | 3Q/12 | 4Q/12 | 1Q/13 |
|---------------------------------|-------|-------|-------|-------|-------|-------|-------|-------|
| RETS/ODCM occurrences           | 0     | 0     | 0     | 0     | 0     | 0     | 0     | 0     |
| Indicator value                 | 0     | 0     | 0     | 0     | 0     | 0     | 0     | 0     |

Licensee Comments: none

Although the Security Cornerstone is included in the Reactor Oversight Process assessment program, the Commission has decided that specific information related to findings and performance indicators pertaining to the Security Cornerstone will not be publicly available to ensure that security information is not provided to a possible adversary. Other than the fact that a finding or performance indicator is Green or Greater-Than-Green, security related information will not be displayed on the public web page.



 [Action Matrix Summary](#) | [Inspection Findings Summary](#) | [PI Summary](#) | [Reactor Oversight Process](#)

*Last Modified: April 23, 2013*