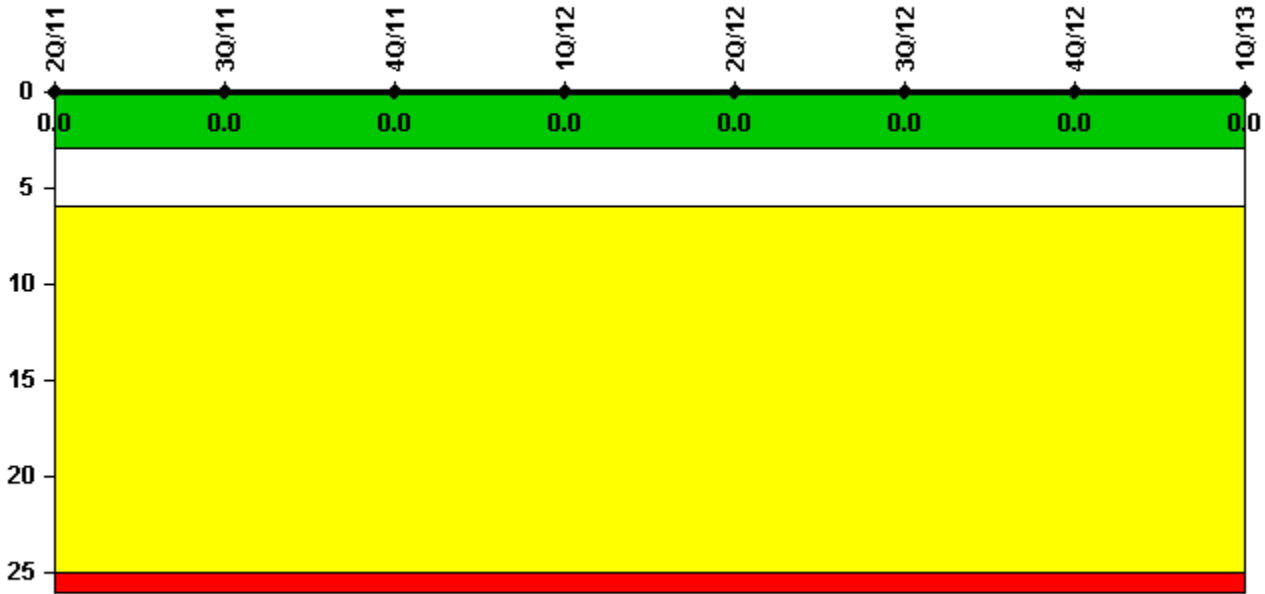


McGuire 2

1Q/2013 Performance Indicators

Licensee's General Comments: none

Unplanned Scrams per 7000 Critical Hrs



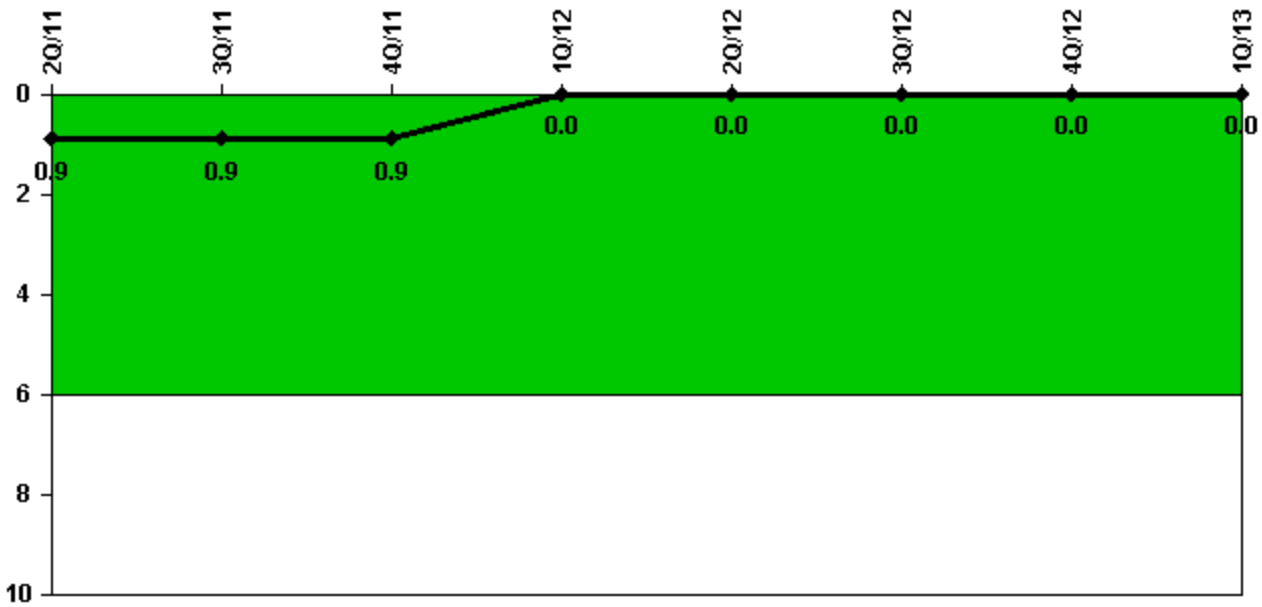
Thresholds: White > 3.0 Yellow > 6.0 Red > 25.0

Notes

Unplanned Scrams per 7000 Critical Hrs	2Q/11	3Q/11	4Q/11	1Q/12	2Q/12	3Q/12	4Q/12	1Q/13
Unplanned scrams	0	0	0	0	0	0	0	0
Critical hours	2111.8	2208.0	2209.0	2183.0	2184.0	1831.2	903.5	2159.0
Indicator value	0	0	0	0	0	0	0	0

Licensee Comments: none

Unplanned Power Changes per 7000 Critical Hrs



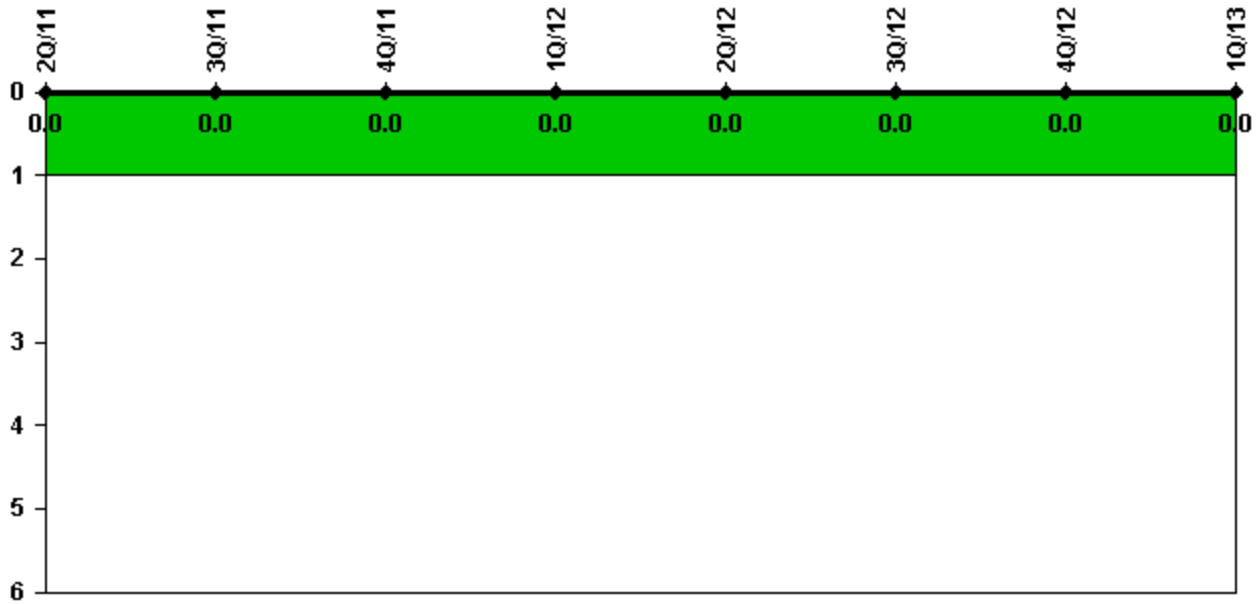
Thresholds: White > 6.0

Notes

Unplanned Power Changes per 7000 Critical Hrs	2Q/11	3Q/11	4Q/11	1Q/12	2Q/12	3Q/12	4Q/12	1Q/13
Unplanned power changes	0	0	0	0	0	0	0	0
Critical hours	2111.8	2208.0	2209.0	2183.0	2184.0	1831.2	903.5	2159.0
Indicator value	0.9	0.9	0.9	0	0	0	0	0

Licensee Comments: none

Unplanned Scrams with Complications



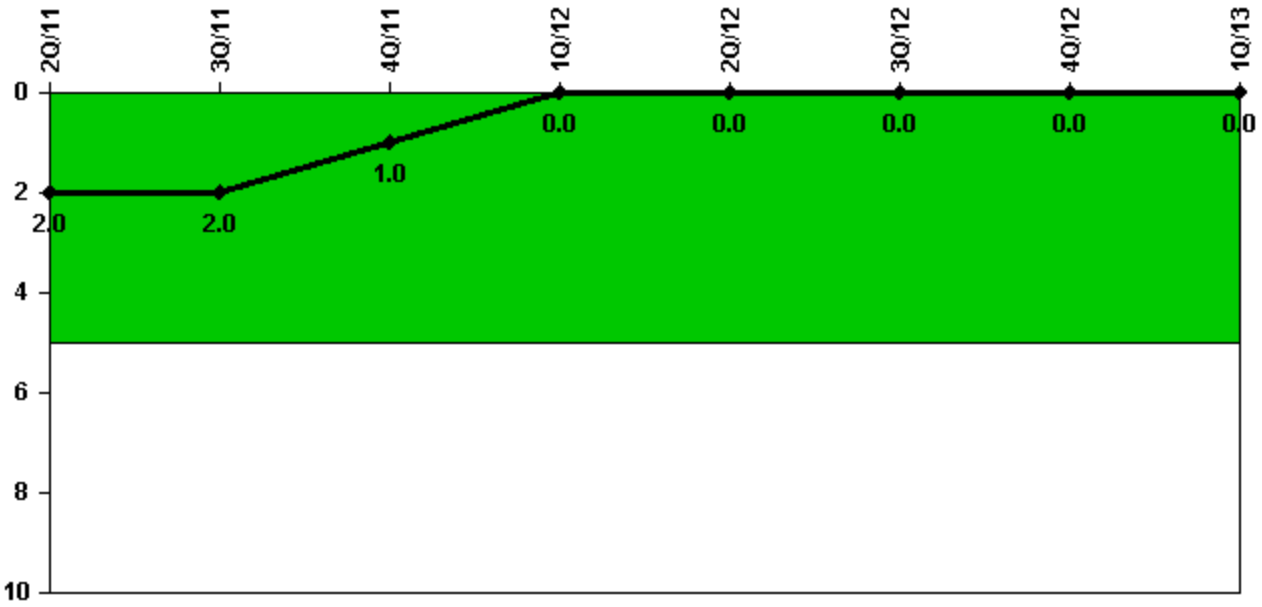
Thresholds: White > 1.0

Notes

Unplanned Scrams with Complications	2Q/11	3Q/11	4Q/11	1Q/12	2Q/12	3Q/12	4Q/12	1Q/13
Scrams with complications	0	0	0	0	0	0	0	0
Indicator value	0.0	0.0	0.0	0.0	0.0	0.0	0.0	0.0

Licensee Comments: none

Safety System Functional Failures (PWR)



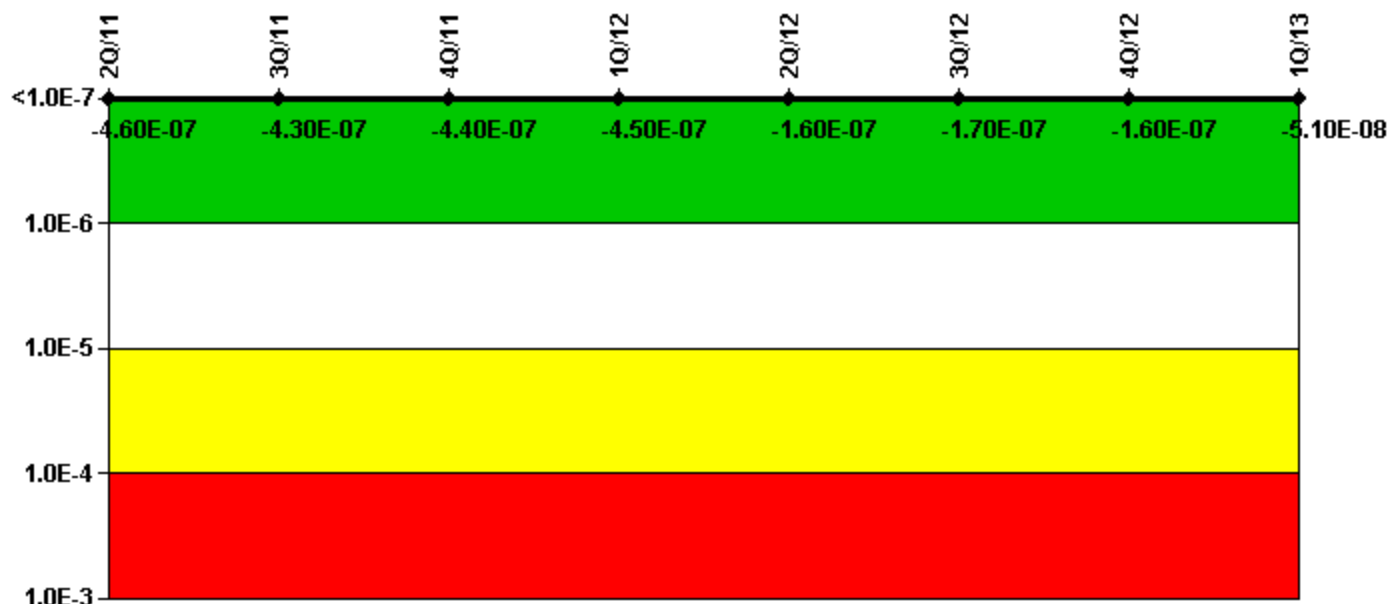
Thresholds: White > 5.0

Notes

Safety System Functional Failures (PWR)	2Q/11	3Q/11	4Q/11	1Q/12	2Q/12	3Q/12	4Q/12	1Q/13
Safety System Functional Failures	0	0	0	0	0	0	0	0
Indicator value	2	2	1	0	0	0	0	0

Licensee Comments: none

Mitigating Systems Performance Index, Emergency AC Power System



Thresholds: White > 1.00E-6 Yellow > 1.00E-5 Red > 1.00E-4


Notes

Mitigating Systems Performance Index, Emergency AC Power System	2Q/11	3Q/11	4Q/11	1Q/12	2Q/12	3Q/12	4Q/12	1Q/13
UAI (Δ CDF)	-1.59E-08	1.14E-08	2.91E-09	-1.04E-09	1.76E-08	1.42E-08	2.13E-08	1.31E-08
URI (Δ CDF)	-4.45E-07	-4.45E-07	-4.45E-07	-4.45E-07	-1.80E-07	-1.80E-07	-1.80E-07	-6.45E-08
PLE	NO	NO	NO	NO	NO	NO	NO	NO
Indicator value	-4.60E-07	-4.30E-07	-4.40E-07	-4.50E-07	-1.60E-07	-1.70E-07	-1.60E-07	-5.10E-08

Licensee Comments:

4Q/12: PRA updates for 2013

Mitigating Systems Performance Index, High Pressure Injection System



Thresholds: White > 1.00E-6 Yellow > 1.00E-5 Red > 1.00E-4

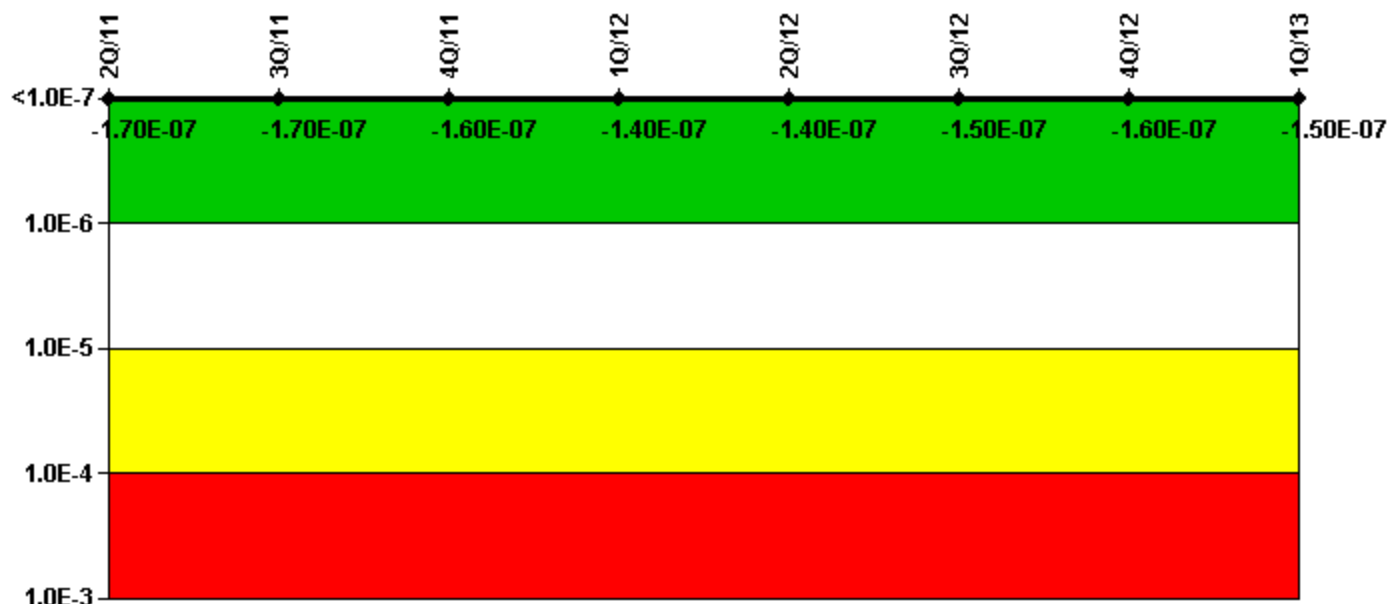
Notes

Mitigating Systems Performance Index, High Pressure Injection System	2Q/11	3Q/11	4Q/11	1Q/12	2Q/12	3Q/12	4Q/12	1Q/13
UAI (Δ CDF)	7.09E-09	1.32E-08	1.59E-08	3.03E-08	2.91E-08	2.90E-08	3.26E-08	2.70E-08
URI (Δ CDF)	-4.91E-08	-4.91E-08	-4.91E-08	-4.91E-08	-4.91E-08	-4.91E-08	-4.91E-08	-1.16E-08
PLE	NO	NO	NO	NO	NO	NO	NO	NO
Indicator value	-4.20E-08	-3.60E-08	-3.30E-08	-1.90E-08	-2.00E-08	-2.00E-08	-1.70E-08	1.50E-08

Licensee Comments:

4Q/12: PRA updates for 2013

Mitigating Systems Performance Index, Heat Removal System



Thresholds: White > 1.00E-6 Yellow > 1.00E-5 Red > 1.00E-4

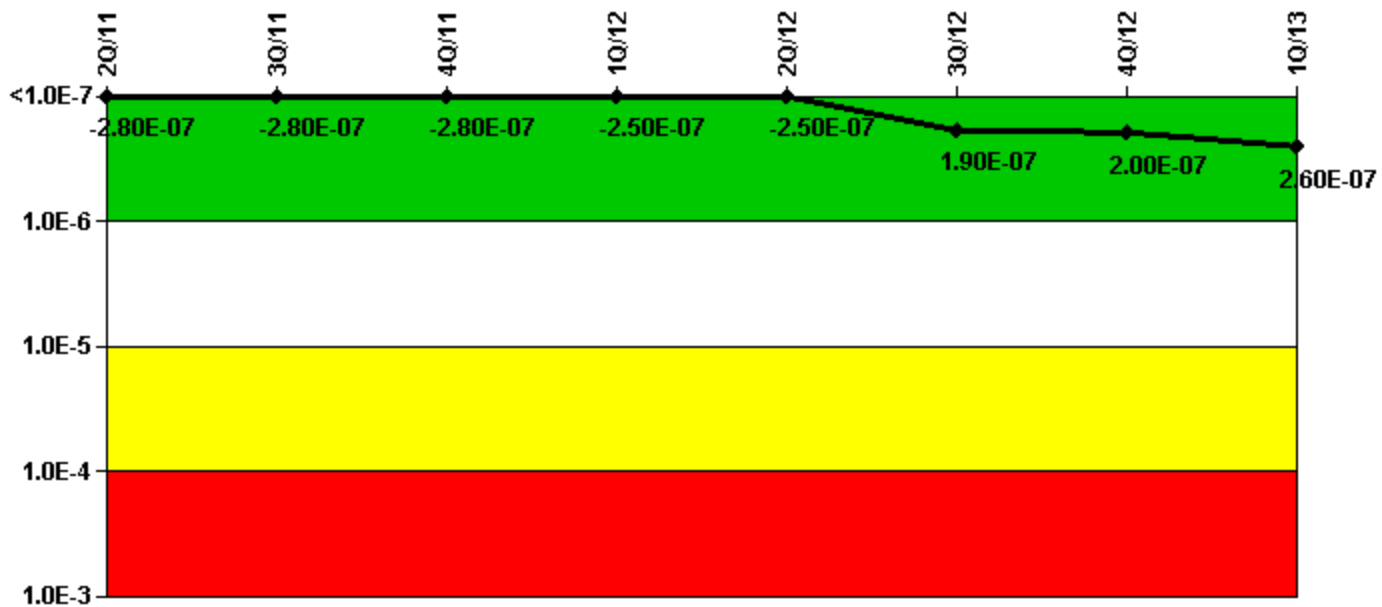
Notes

Mitigating Systems Performance Index, Heat Removal System	2Q/11	3Q/11	4Q/11	1Q/12	2Q/12	3Q/12	4Q/12	1Q/13
UAI (Δ CDF)	-3.02E-09	-1.39E-10	2.09E-09	2.57E-08	2.23E-08	2.06E-08	3.54E-09	-1.05E-08
URI (Δ CDF)	-1.67E-07	-1.67E-07	-1.67E-07	-1.67E-07	-1.67E-07	-1.67E-07	-1.67E-07	-1.39E-07
PLE	NO	NO	NO	NO	NO	NO	NO	NO
Indicator value	-1.70E-07	-1.70E-07	-1.60E-07	-1.40E-07	-1.40E-07	-1.50E-07	-1.60E-07	-1.50E-07

Licensee Comments:

4Q/12: PRA updates for 2013

Mitigating Systems Performance Index, Residual Heat Removal System



Thresholds: White > 1.00E-6 Yellow > 1.00E-5 Red > 1.00E-4

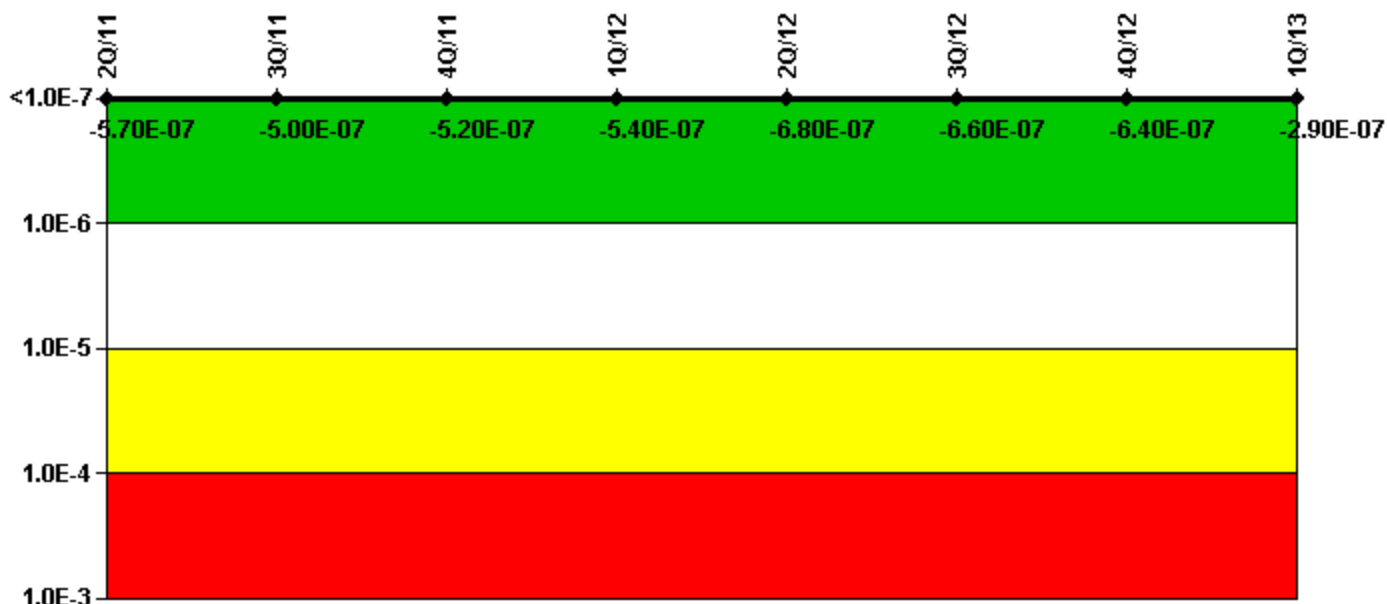
Notes

Mitigating Systems Performance Index, Residual Heat Removal System	2Q/11	3Q/11	4Q/11	1Q/12	2Q/12	3Q/12	4Q/12	1Q/13
UAI (ΔCDF)	-3.11E-08	-3.11E-08	-3.11E-08	1.46E-09	1.46E-09	1.33E-09	1.16E-08	2.48E-08
URI (ΔCDF)	-2.47E-07	-2.47E-07	-2.47E-07	-2.47E-07	-2.47E-07	1.92E-07	1.92E-07	2.34E-07
PLE	NO	NO	NO	NO	NO	NO	NO	NO
Indicator value	-2.80E-07	-2.80E-07	-2.80E-07	-2.50E-07	-2.50E-07	1.90E-07	2.00E-07	2.60E-07

Licensee Comments:

4Q/12: PRA updates for 2013

Mitigating Systems Performance Index, Cooling Water Systems



Thresholds: White > 1.00E-6 Yellow > 1.00E-5 Red > 1.00E-4

Notes

Mitigating Systems Performance Index, Cooling Water Systems	2Q/11	3Q/11	4Q/11	1Q/12	2Q/12	3Q/12	4Q/12	1Q/13
UAI (Δ CDF)	5.37E-07	6.02E-07	5.85E-07	5.64E-07	4.30E-07	4.42E-07	4.71E-07	3.11E-07
URI (Δ CDF)	-1.11E-06	-1.11E-06	-1.11E-06	-1.11E-06	-1.11E-06	-1.11E-06	-1.11E-06	-5.98E-07
PLE	NO	NO	NO	NO	NO	NO	NO	NO
Indicator value	-5.70E-07	-5.00E-07	-5.20E-07	-5.40E-07	-6.80E-07	-6.60E-07	-6.40E-07	-2.90E-07

Licensee Comments:

4Q/12: PRA updates for 2013

2Q/12: Changed PRA Parameter(s).

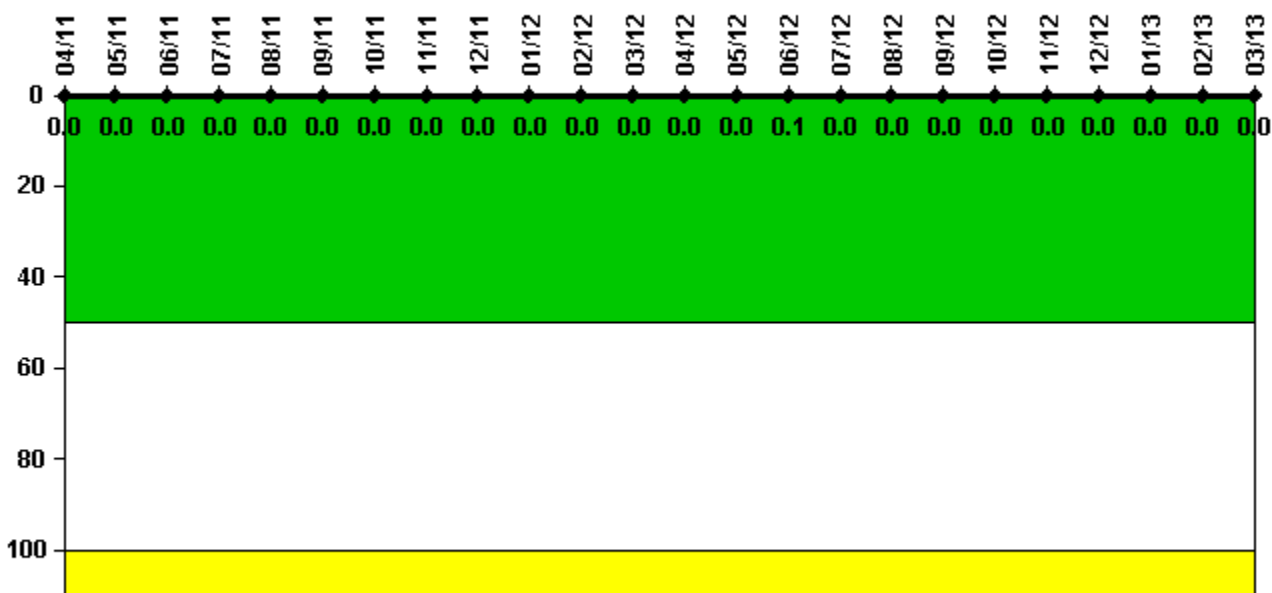
1Q/12: Changed PRA Parameter(s).

4Q/11: Changed PRA Parameter(s).

3Q/11: Changed PRA Parameter(s).

2Q/11: Changed PRA Parameter(s).

Reactor Coolant System Activity



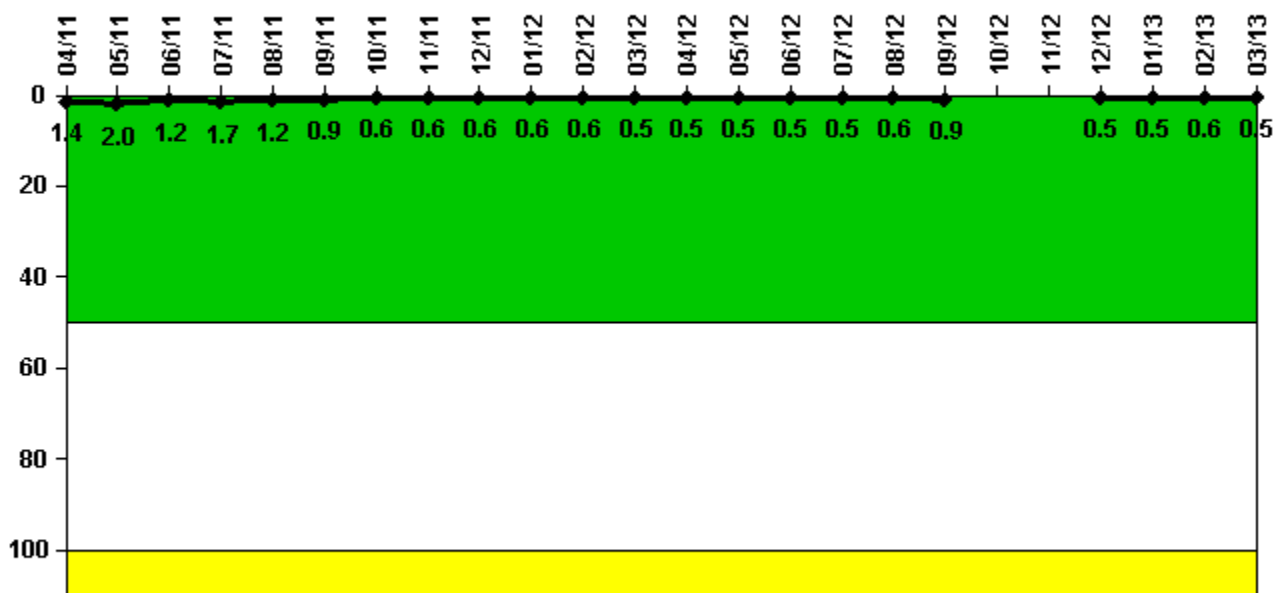
Thresholds: White > 50.0 Yellow > 100.0

Notes

Reactor Coolant System Activity	4/11	5/11	6/11	7/11	8/11	9/11	10/11	11/11	12/11	1/12	2/12	3/12
Maximum activity	0.000492	0.000208	0.000390	0.000217	0.000367	0.000317	0.000328	0.000299	0.000279	0.000308	0.000317	0.000307
Technical specification limit	1.0	1.0	1.0	1.0	1.0	1.0	1.0	1.0	1.0	1.0	1.0	1.0
Indicator value	0	0	0	0	0	0	0	0	0	0	0	0
Reactor Coolant System Activity	4/12	5/12	6/12	7/12	8/12	9/12	10/12	11/12	12/12	1/13	2/13	3/13
Maximum activity	0.000347	0.000330	0.000704	0.000351	0.000376	0.000327	0	0.000010	0.000104	0.000110	0.000125	0.000130
Technical specification limit	1.0	1.0	1.0	1.0	1.0	1.0	1.0	1.0	1.0	1.0	1.0	1.0
Indicator value	0	0	0.1	0	0	0	0	0	0	0	0	0

Licensee Comments: none

Reactor Coolant System Leakage



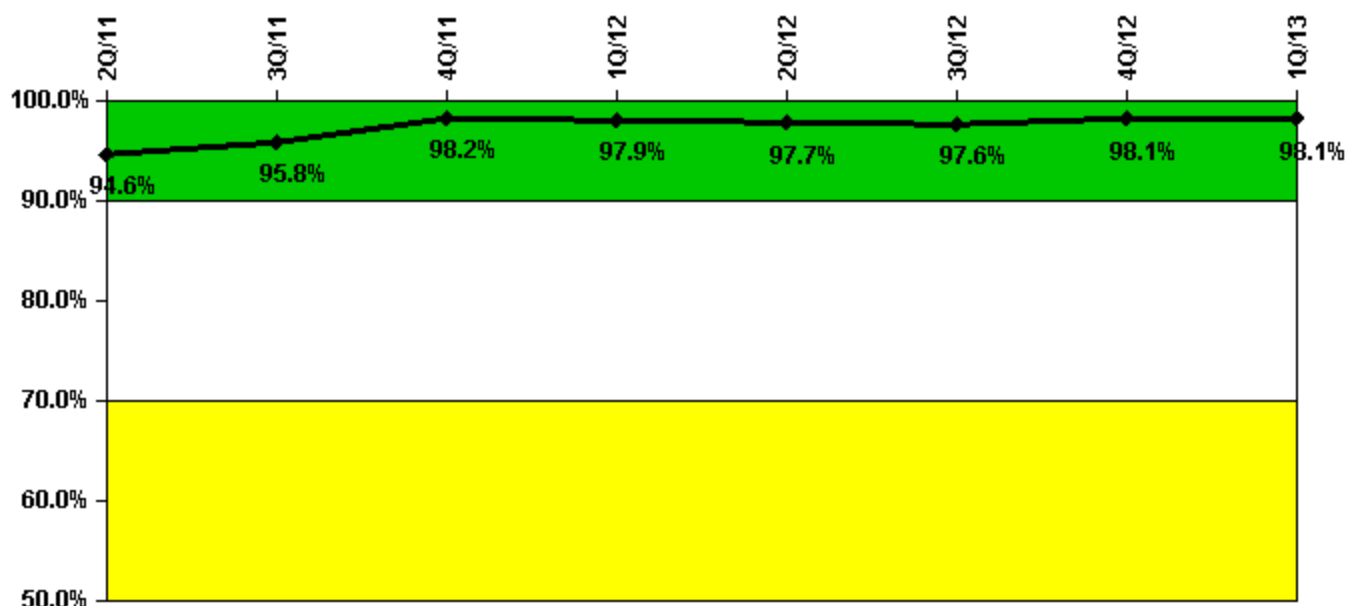
Thresholds: White > 50.0 Yellow > 100.0

Notes

Reactor Coolant System Leakage	4/11	5/11	6/11	7/11	8/11	9/11	10/11	11/11	12/11	1/12	2/12	3/12
Maximum leakage	0.141	0.195	0.124	0.165	0.122	0.085	0.061	0.056	0.063	0.062	0.057	0.048
Technical specification limit	10.0	10.0	10.0	10.0	10.0	10.0	10.0	10.0	10.0	10.0	10.0	10.0
Indicator value	1.4	2.0	1.2	1.7	1.2	0.9	0.6	0.6	0.6	0.6	0.6	0.5
Reactor Coolant System Leakage	4/12	5/12	6/12	7/12	8/12	9/12	10/12	11/12	12/12	1/13	2/13	3/13
Maximum leakage	0.052	0.051	0.049	0.051	0.060	0.093	N/A	N/A	0.047	0.052	0.055	0.051
Technical specification limit	10.0	10.0	10.0	10.0	10.0	10.0	10.0	10.0	10.0	10.0	10.0	10.0
Indicator value	0.5	0.5	0.5	0.5	0.6	0.9	N/A	N/A	0.5	0.5	0.6	0.5

Licensee Comments: none

Drill/Exercise Performance



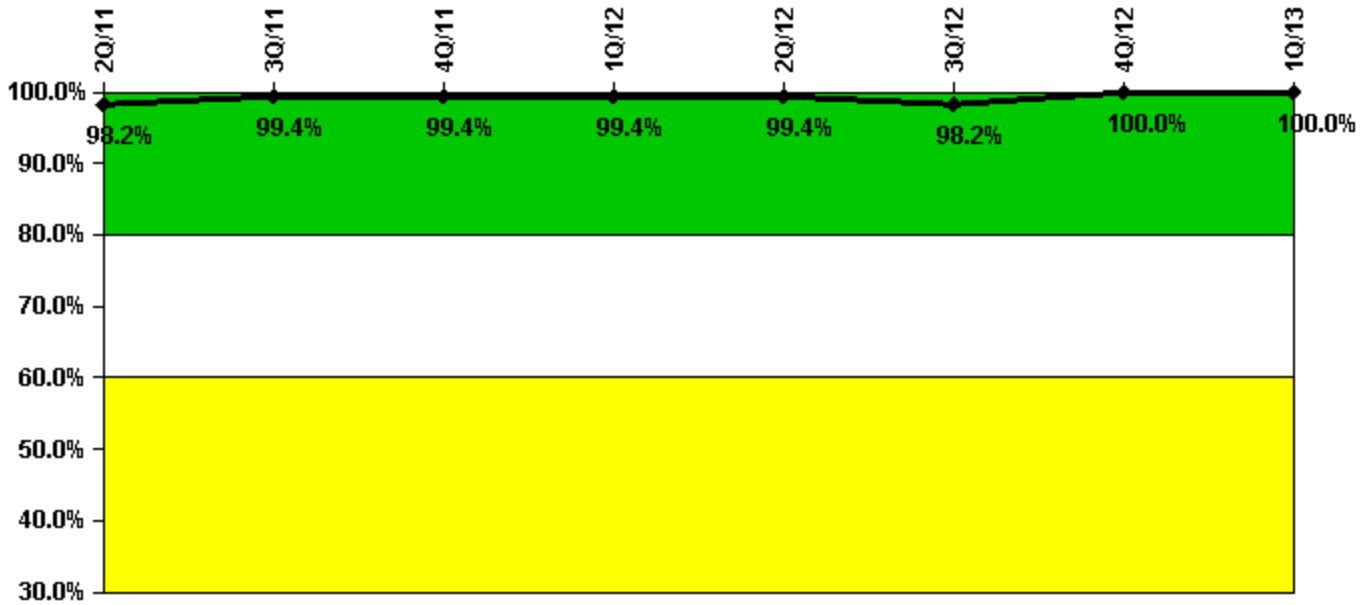
Thresholds: White < 90.0% Yellow < 70.0%

Notes

Drill/Exercise Performance	2Q/11	3Q/11	4Q/11	1Q/12	2Q/12	3Q/12	4Q/12	1Q/13
Successful opportunities	30.0	40.0	64.0	26.0	25.0	12.0	57.0	8.0
Total opportunities	32.0	40.0	65.0	27.0	26.0	12.0	57.0	8.0
Indicator value	94.6%	95.8%	98.2%	97.9%	97.7%	97.6%	98.1%	98.1%

Licensee Comments: none

ERO Drill Participation



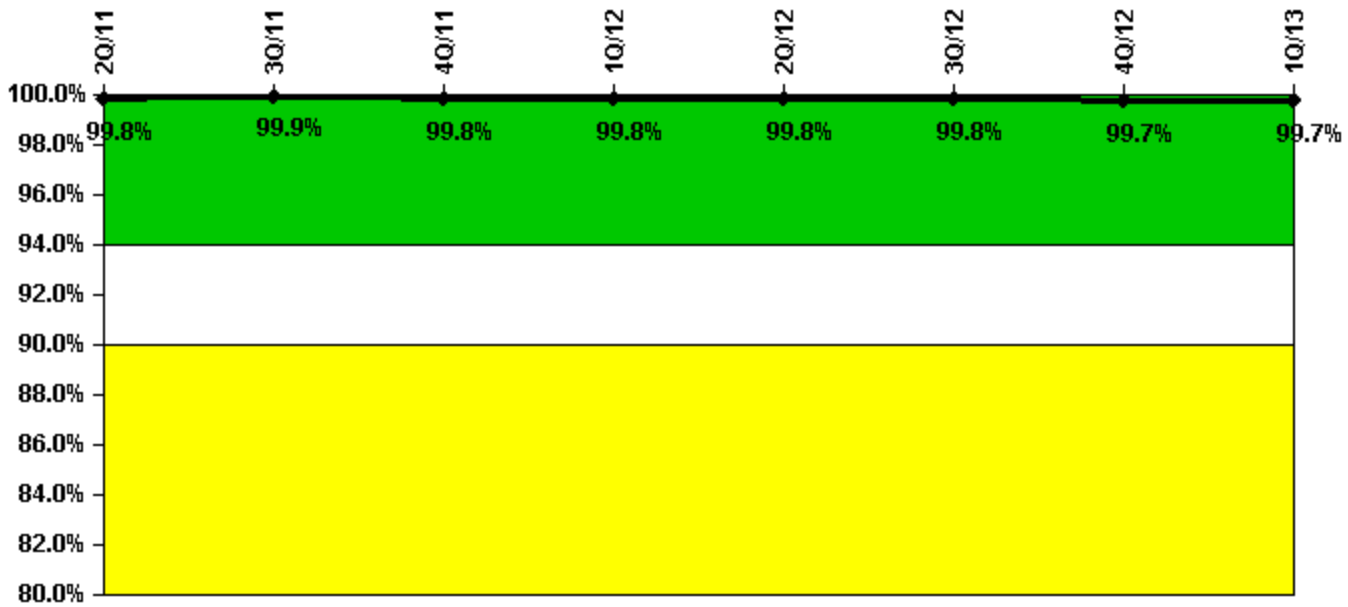
Thresholds: White < 80.0% Yellow < 60.0%

Notes

ERO Drill Participation	2Q/11	3Q/11	4Q/11	1Q/12	2Q/12	3Q/12	4Q/12	1Q/13
Participating Key personnel	165.0	168.0	173.0	170.0	169.0	168.0	167.0	169.0
Total Key personnel	168.0	169.0	174.0	171.0	170.0	171.0	167.0	169.0
Indicator value	98.2%	99.4%	99.4%	99.4%	99.4%	98.2%	100.0%	100.0%

Licensee Comments: none

Alert & Notification System



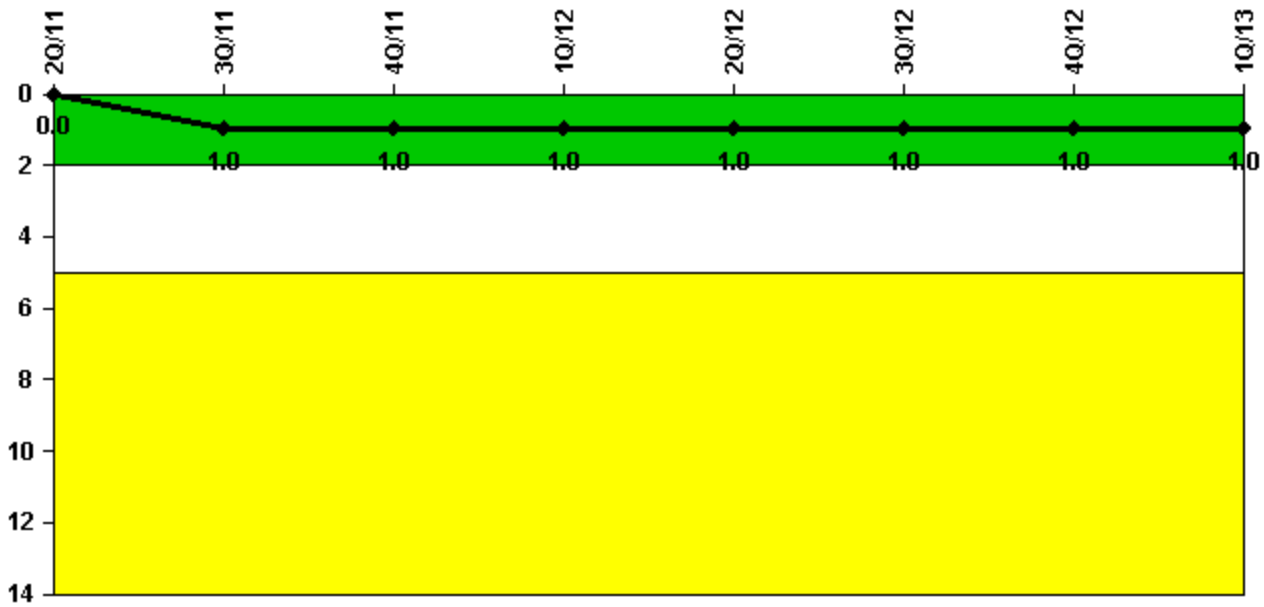
Thresholds: White < 94.0% Yellow < 90.0%

Notes

Alert & Notification System	2Q/11	3Q/11	4Q/11	1Q/12	2Q/12	3Q/12	4Q/12	1Q/13
Successful siren-tests	1803	1808	1805	1803	1780	1807	1801	1801
Total sirens-tests	1809	1809	1809	1809	1786	1809	1809	1809
Indicator value	99.8%	99.9%	99.8%	99.8%	99.8%	99.8%	99.7%	99.7%

Licensee Comments: none

Occupational Exposure Control Effectiveness



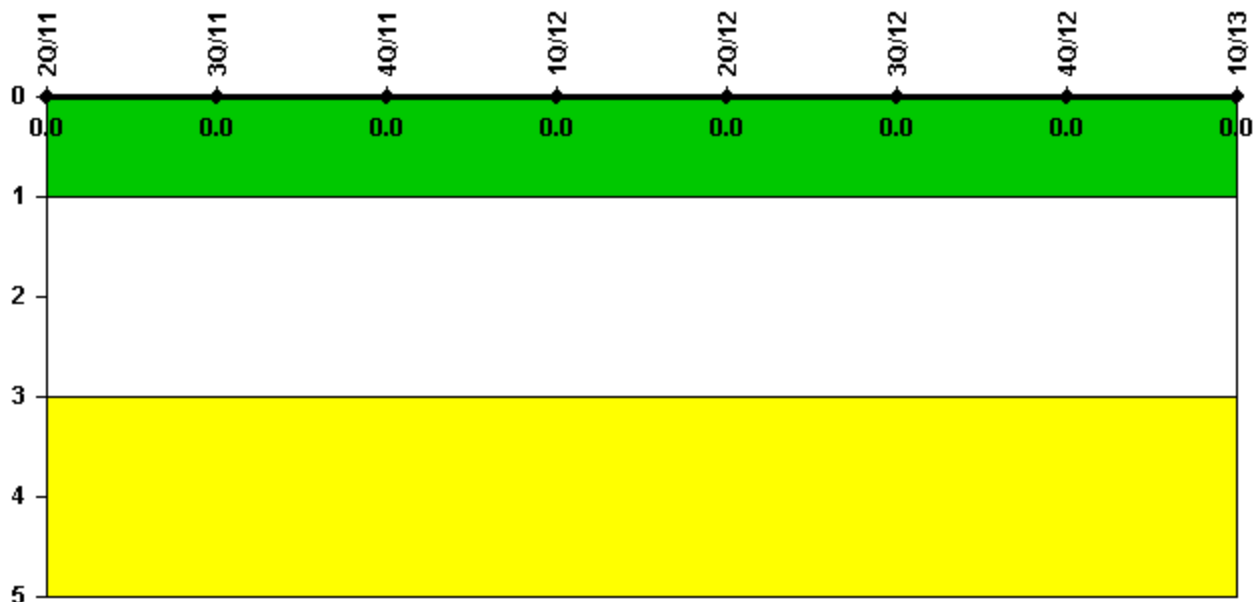
Thresholds: White > 2.0 Yellow > 5.0

Notes

Occupational Exposure Control Effectiveness	2Q/11	3Q/11	4Q/11	1Q/12	2Q/12	3Q/12	4Q/12	1Q/13
High radiation area occurrences	0	1	0	0	0	0	0	0
Very high radiation area occurrences	0	0	0	0	0	0	0	0
Unintended exposure occurrences	0	0	0	0	0	1	0	0
Indicator value	0	1	1	1	1	1	1	1

Licensee Comments: none

RETS/ODCM Radiological Effluent



Thresholds: White > 1.0 Yellow > 3.0

Notes

RETS/ODCM Radiological Effluent	2Q/11	3Q/11	4Q/11	1Q/12	2Q/12	3Q/12	4Q/12	1Q/13
RETS/ODCM occurrences	0	0	0	0	0	0	0	0
Indicator value	0	0	0	0	0	0	0	0

Licensee Comments: none

Although the Security Cornerstone is included in the Reactor Oversight Process assessment program, the Commission has decided that specific information related to findings and performance indicators pertaining to the Security Cornerstone will not be publicly available to ensure that security information is not provided to a possible adversary. Other than the fact that a finding or performance indicator is Green or Greater-Than-Green, security related information will not be displayed on the public web page.

 [Action Matrix Summary](#) | [Inspection Findings Summary](#) | [PI Summary](#) | [Reactor Oversight Process](#)

Last Modified: April 23, 2013