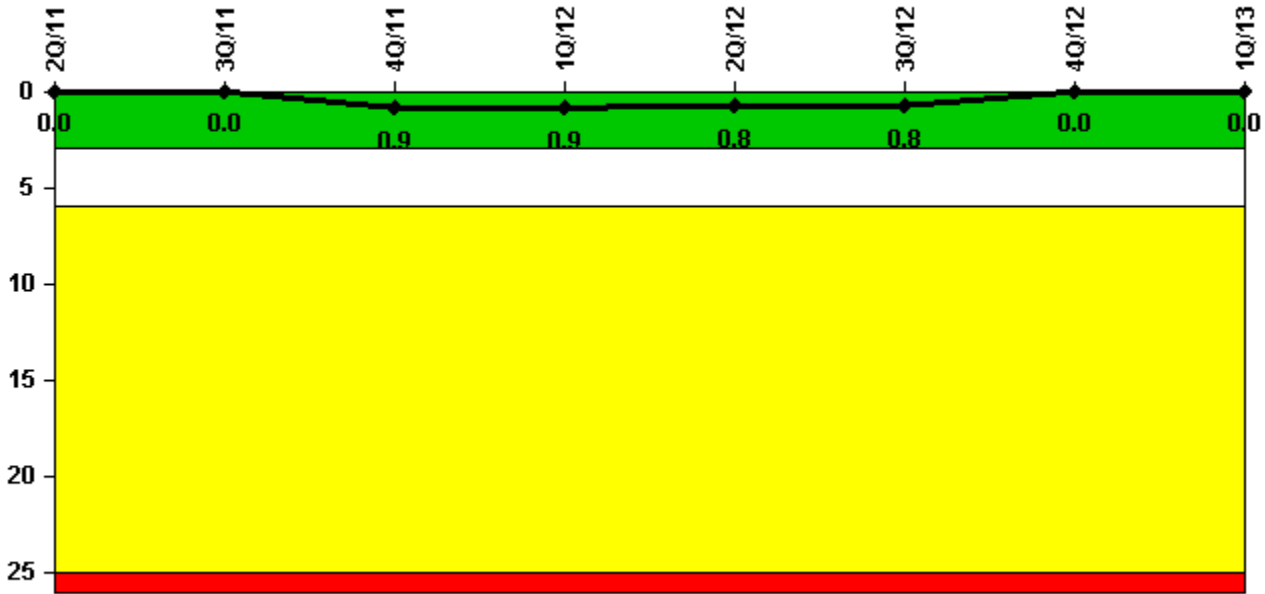


Hatch 2

1Q/2013 Performance Indicators

Licensee's General Comments: none

Unplanned Scrams per 7000 Critical Hrs



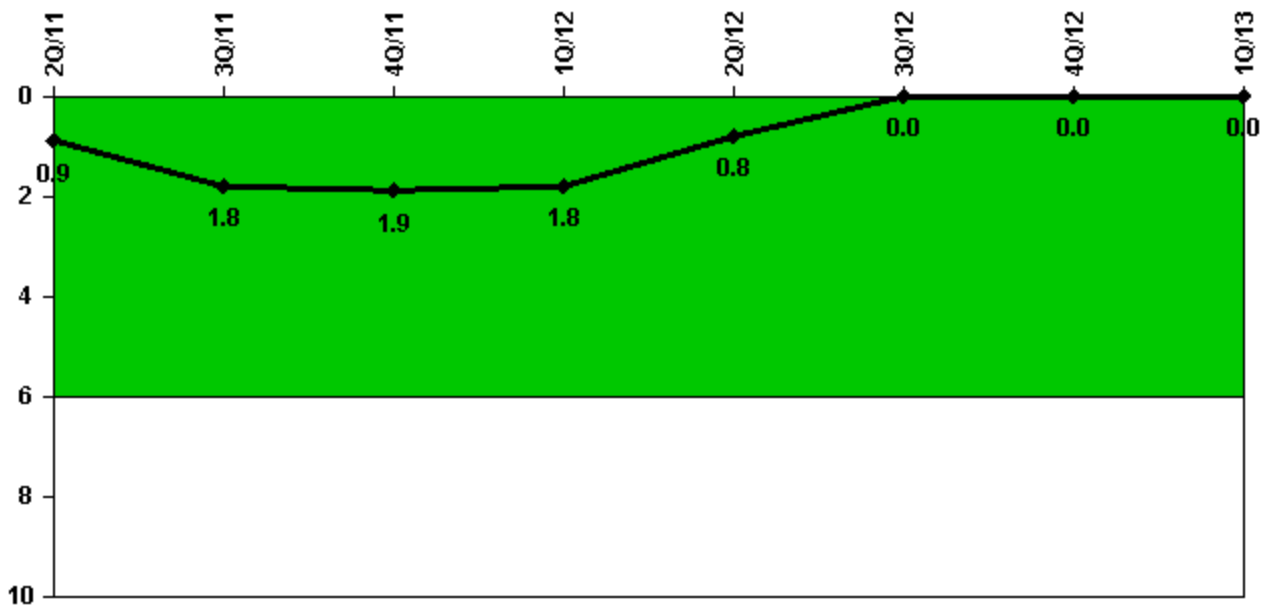
Thresholds: White > 3.0 Yellow > 6.0 Red > 25.0

Notes

Unplanned Scrams per 7000 Critical Hrs	2Q/11	3Q/11	4Q/11	1Q/12	2Q/12	3Q/12	4Q/12	1Q/13
Unplanned scrams	0	0	1.0	0	0	0	0	0
Critical hours	1324.7	2208.0	1954.3	2183.0	2063.2	2208.0	2209.0	1347.1
Indicator value	0	0	0.9	0.9	0.8	0.8	0	0

Licensee Comments: none

Unplanned Power Changes per 7000 Critical Hrs



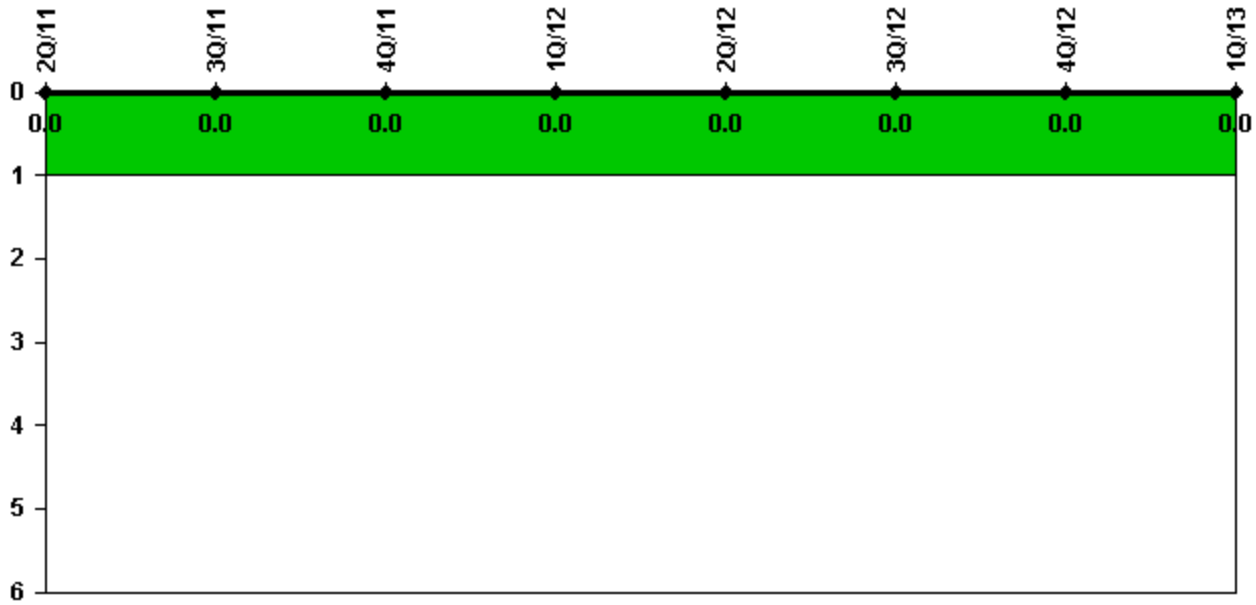
Thresholds: White > 6.0

Notes

Unplanned Power Changes per 7000 Critical Hrs	2Q/11	3Q/11	4Q/11	1Q/12	2Q/12	3Q/12	4Q/12	1Q/13
Unplanned power changes	1.0	1.0	0	0	0	0	0	0
Critical hours	1324.7	2208.0	1954.3	2183.0	2063.2	2208.0	2209.0	1347.1
Indicator value	0.9	1.8	1.9	1.8	0.8	0	0	0

Licensee Comments: none

Unplanned Scrams with Complications



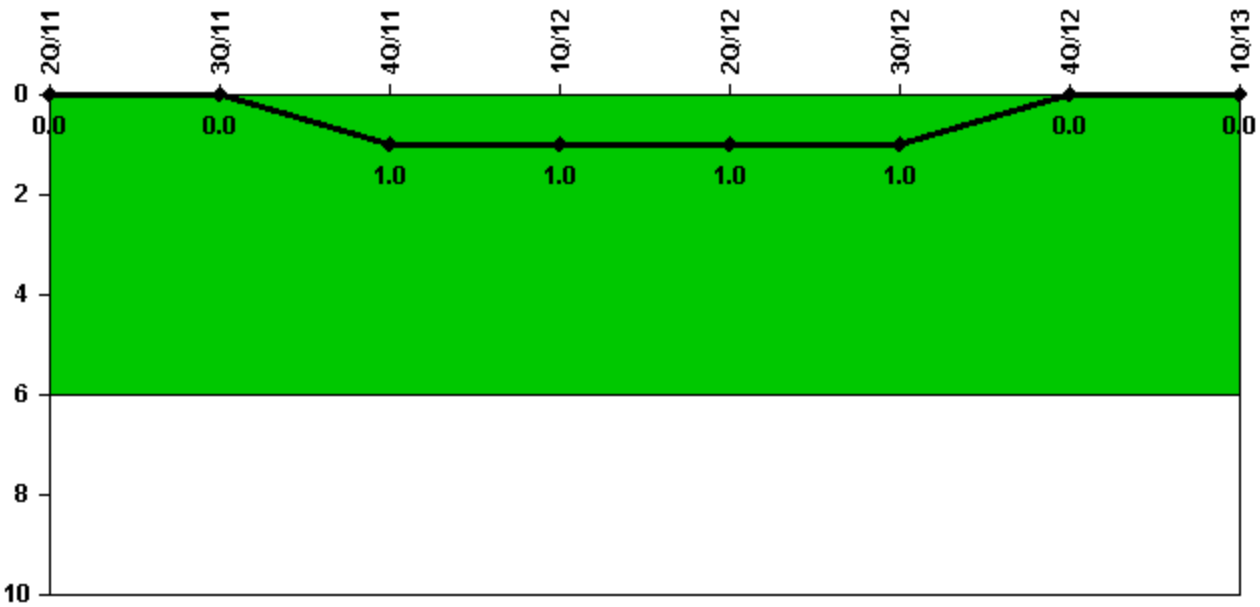
Thresholds: White > 1.0

Notes

Unplanned Scrams with Complications	2Q/11	3Q/11	4Q/11	1Q/12	2Q/12	3Q/12	4Q/12	1Q/13
Scrams with complications	0	0	0	0	0	0	0	0
Indicator value	0.0	0.0	0.0	0.0	0.0	0.0	0.0	0.0

Licensee Comments: none

Safety System Functional Failures (BWR)



Thresholds: White > 6.0

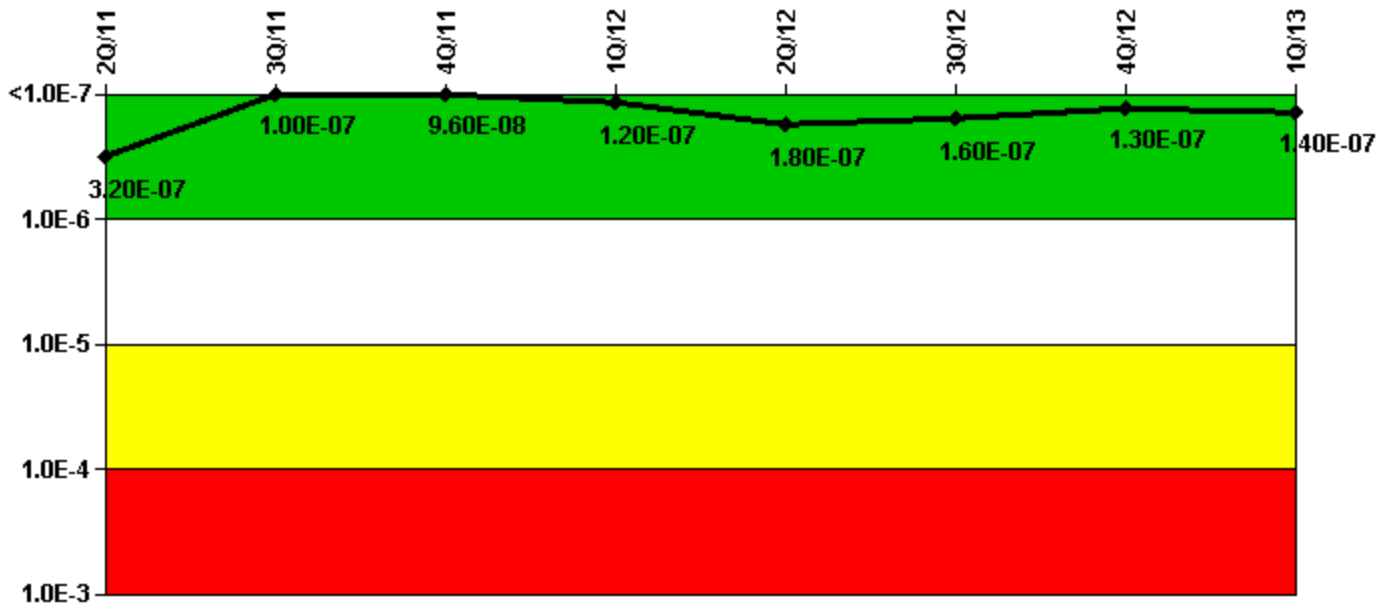
Notes

Safety System Functional Failures (BWR)	2Q/11	3Q/11	4Q/11	1Q/12	2Q/12	3Q/12	4Q/12	1Q/13
Safety System Functional Failures	0	0	1	0	0	0	0	0
Indicator value	0	0	1	1	1	1	0	0

Licensee Comments:

4Q/11: LER 2011-001, Rev. 1

Mitigating Systems Performance Index, Emergency AC Power System



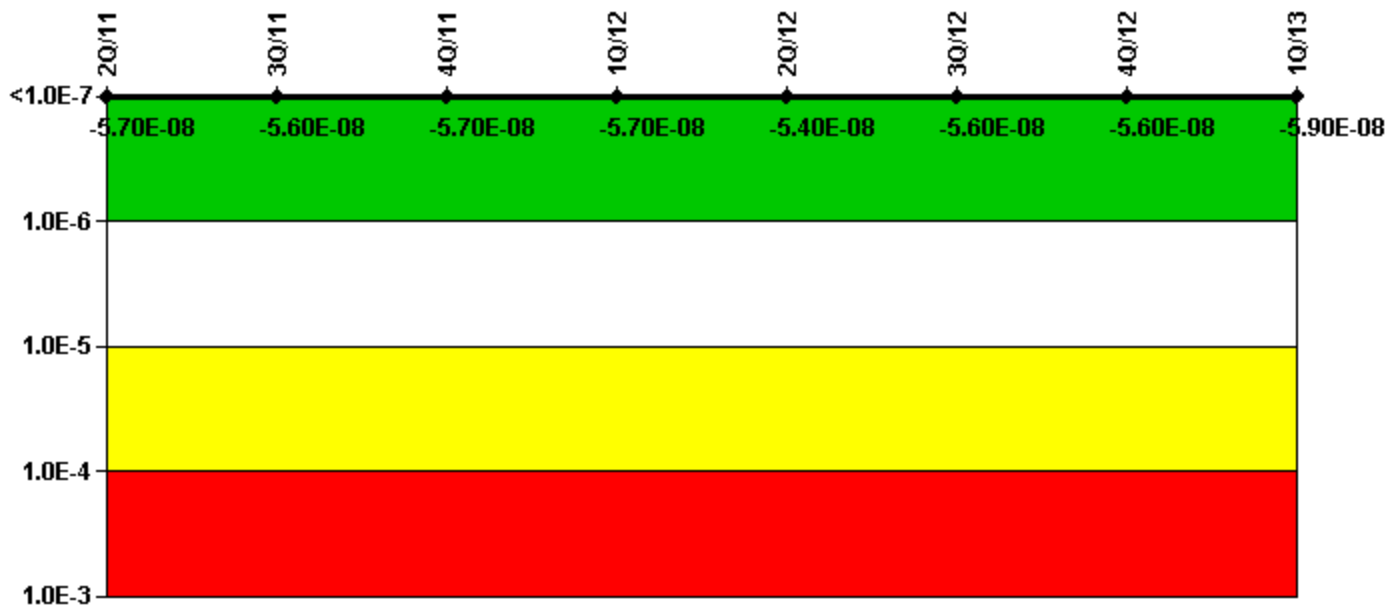
Thresholds: White > 1.00E-6 Yellow > 1.00E-5 Red > 1.00E-4

Notes

Mitigating Systems Performance Index, Emergency AC Power System	2Q/11	3Q/11	4Q/11	1Q/12	2Q/12	3Q/12	4Q/12	1Q/13
UAI (Δ CDF)	1.75E-07	1.61E-07	1.60E-07	1.69E-07	2.17E-07	2.03E-07	1.70E-07	1.77E-07
URI (Δ CDF)	1.44E-07	-5.97E-08	-6.34E-08	-4.61E-08	-3.43E-08	-3.94E-08	-3.78E-08	-4.10E-08
PLE	NO	NO	NO	NO	NO	NO	NO	NO
Indicator value	3.20E-07	1.00E-07	9.60E-08	1.20E-07	1.80E-07	1.60E-07	1.30E-07	1.40E-07

Licensee Comments: none

Mitigating Systems Performance Index, High Pressure Injection System



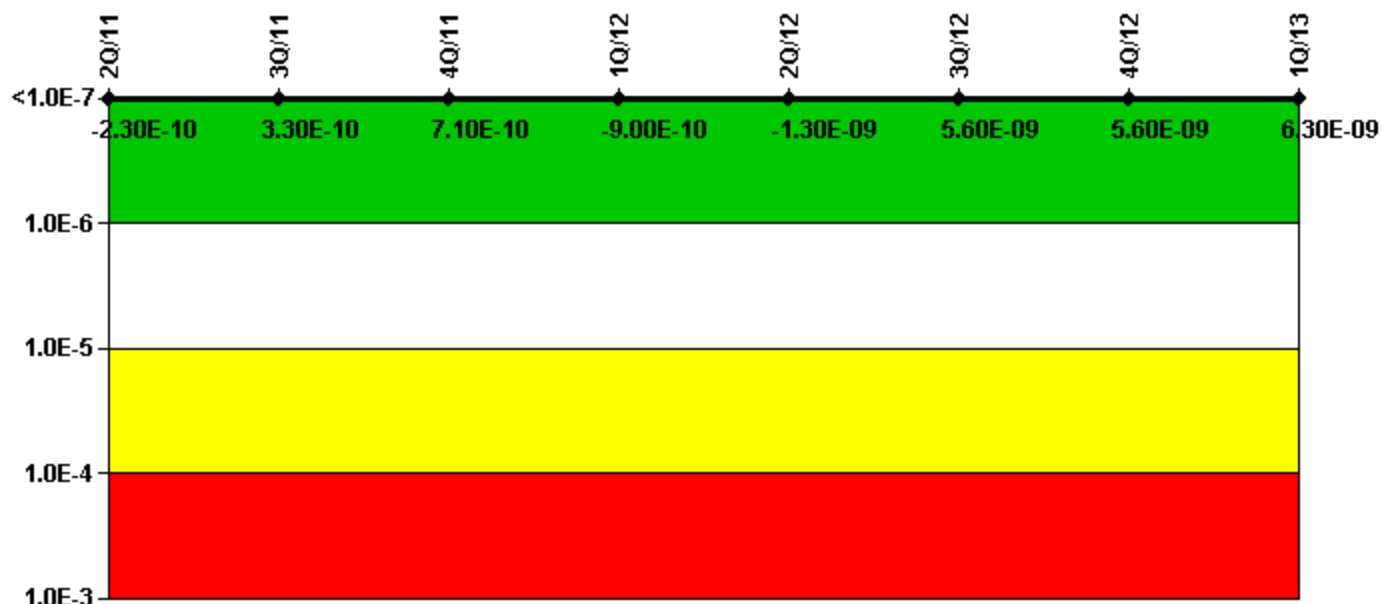
Thresholds: White > 1.00E-6 Yellow > 1.00E-5 Red > 1.00E-4

Notes

Mitigating Systems Performance Index, High Pressure Injection System	2Q/11	3Q/11	4Q/11	1Q/12	2Q/12	3Q/12	4Q/12	1Q/13
UAI (Δ CDF)	-2.24E-08	-2.24E-08	-2.24E-08	-2.24E-08	-2.24E-08	-2.24E-08	-2.24E-08	-2.24E-08
URI (Δ CDF)	-3.51E-08	-3.37E-08	-3.49E-08	-3.46E-08	-3.20E-08	-3.33E-08	-3.34E-08	-3.65E-08
PLE	NO	NO	NO	NO	NO	NO	NO	NO
Indicator value	-5.70E-08	-5.60E-08	-5.70E-08	-5.70E-08	-5.40E-08	-5.60E-08	-5.60E-08	-5.90E-08

Licensee Comments: none

Mitigating Systems Performance Index, Heat Removal System




Thresholds: White > 1.00E-6 Yellow > 1.00E-5 Red > 1.00E-4

Notes

Mitigating Systems Performance Index, Heat Removal System	2Q/11	3Q/11	4Q/11	1Q/12	2Q/12	3Q/12	4Q/12	1Q/13
UAI (Δ CDF)	1.61E-08	1.56E-08	1.60E-08	1.43E-08	1.27E-08	2.07E-08	2.07E-08	2.20E-08
URI (Δ CDF)	-1.63E-08	-1.53E-08	-1.53E-08	-1.52E-08	-1.40E-08	-1.51E-08	-1.51E-08	-1.57E-08
PLE	NO	NO	NO	NO	NO	NO	NO	NO
Indicator value	-2.30E-10	3.30E-10	7.10E-10	-9.00E-10	-1.30E-09	5.60E-09	5.60E-09	6.30E-09

Licensee Comments: none

Mitigating Systems Performance Index, Residual Heat Removal System



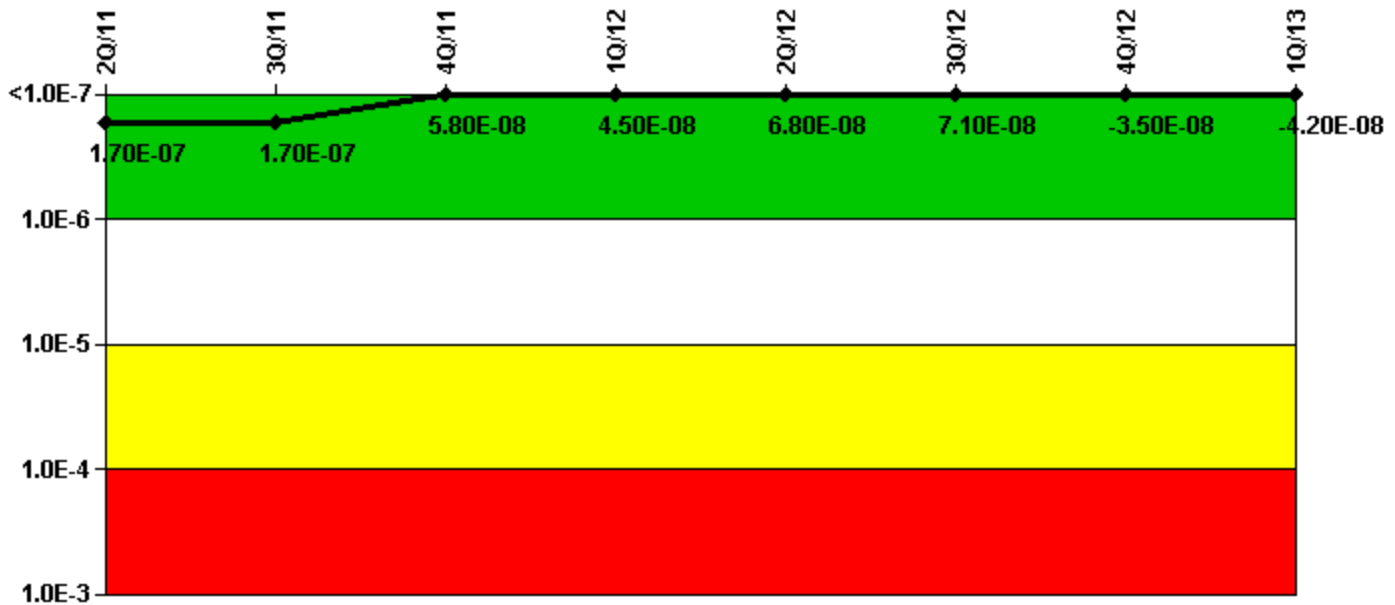
Thresholds: White > 1.00E-6 Yellow > 1.00E-5 Red > 1.00E-4

Notes

Mitigating Systems Performance Index, Residual Heat Removal System	2Q/11	3Q/11	4Q/11	1Q/12	2Q/12	3Q/12	4Q/12	1Q/13
UAI (Δ CDF)	7.23E-08	2.03E-08	2.13E-08	1.69E-08	1.45E-08	2.71E-08	5.09E-08	5.62E-08
URI (Δ CDF)	5.41E-08	6.51E-08	6.14E-08	-1.16E-07	-1.13E-07	-1.16E-07	-1.18E-07	-1.23E-07
PLE	NO	NO	NO	NO	NO	NO	NO	NO
Indicator value	1.30E-07	8.50E-08	8.30E-08	-9.90E-08	-9.90E-08	-8.90E-08	-6.70E-08	-6.70E-08

Licensee Comments: none

Mitigating Systems Performance Index, Cooling Water Systems



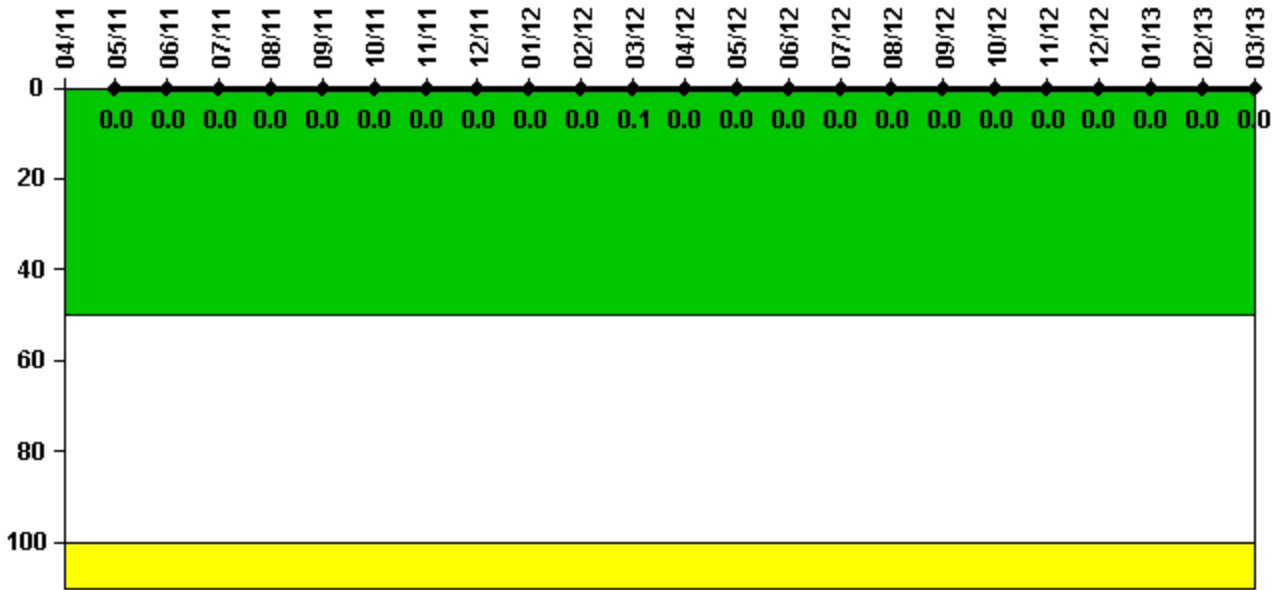
Thresholds: White > 1.00E-6 Yellow > 1.00E-5 Red > 1.00E-4

Notes

Mitigating Systems Performance Index, Cooling Water Systems	2Q/11	3Q/11	4Q/11	1Q/12	2Q/12	3Q/12	4Q/12	1Q/13
UAI (ΔCDF)	7.78E-08	7.80E-08	5.26E-08	3.55E-08	5.68E-08	5.68E-08	4.25E-08	3.93E-08
URI (ΔCDF)	8.92E-08	9.28E-08	5.08E-09	9.56E-09	1.08E-08	1.41E-08	-7.70E-08	-8.11E-08
PLE	NO	NO	NO	NO	NO	NO	NO	NO
Indicator value	1.70E-07	1.70E-07	5.80E-08	4.50E-08	6.80E-08	7.10E-08	-3.50E-08	-4.20E-08

Licensee Comments: none

Reactor Coolant System Activity



Thresholds: White > 50.0 Yellow > 100.0

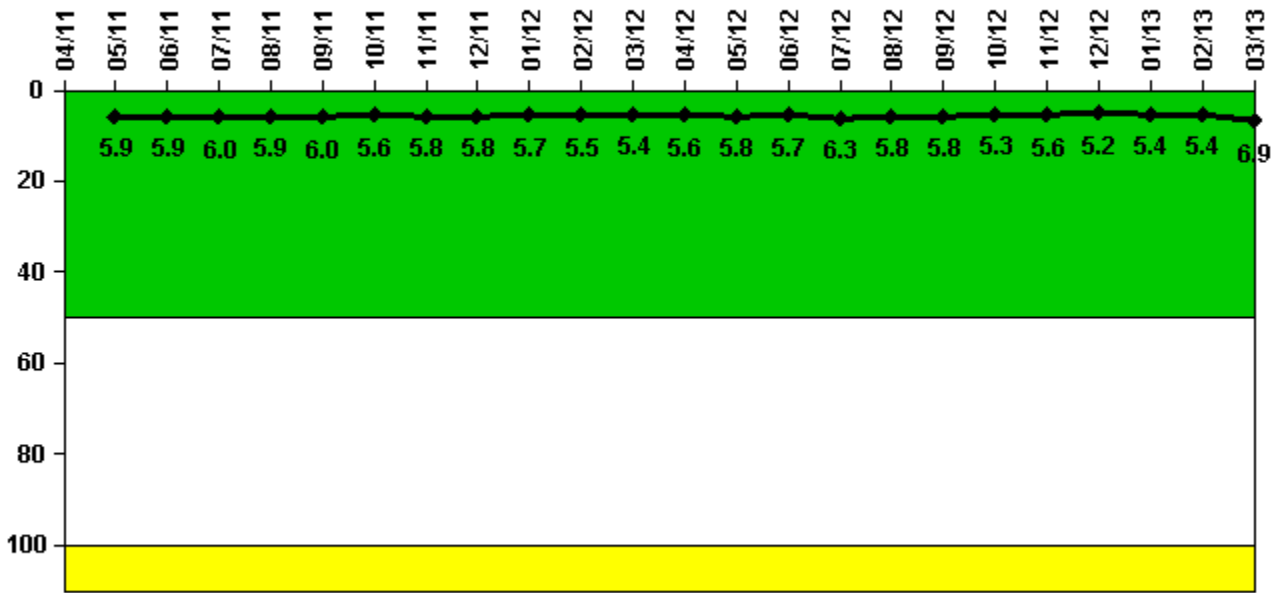
Notes

Reactor Coolant System Activity	4/11	5/11	6/11	7/11	8/11	9/11	10/11	11/11	12/11	1/12	2/12	3/12
Maximum activity	N/A	0.000045	0.000054	0.000058	0.000060	0.000048	0.000038	0.000084	0.000048	0.000062	0.000064	0.000116
Technical specification limit	0.2	0.2	0.2	0.2	0.2	0.2	0.2	0.2	0.2	0.2	0.2	0.2
Indicator value	N/A	0	0	0	0	0	0	0	0	0	0	0.1
Reactor Coolant System Activity	4/12	5/12	6/12	7/12	8/12	9/12	10/12	11/12	12/12	1/13	2/13	3/13
Maximum activity	0.000063	0.000062	0.000062	0.000034	0.000046	0.000051	0.000060	0.000046	0.000044	0.000036	0.000039	0.000009
Technical specification limit	0.2	0.2	0.2	0.2	0.2	0.2	0.2	0.2	0.2	0.2	0.2	0.2
Indicator value	0	0	0	0	0	0	0	0	0	0	0	0

Licensee Comments:

6/11: Unit 2 was in a refueling outage the month of April.

Reactor Coolant System Leakage



Thresholds: White > 50.0 Yellow > 100.0

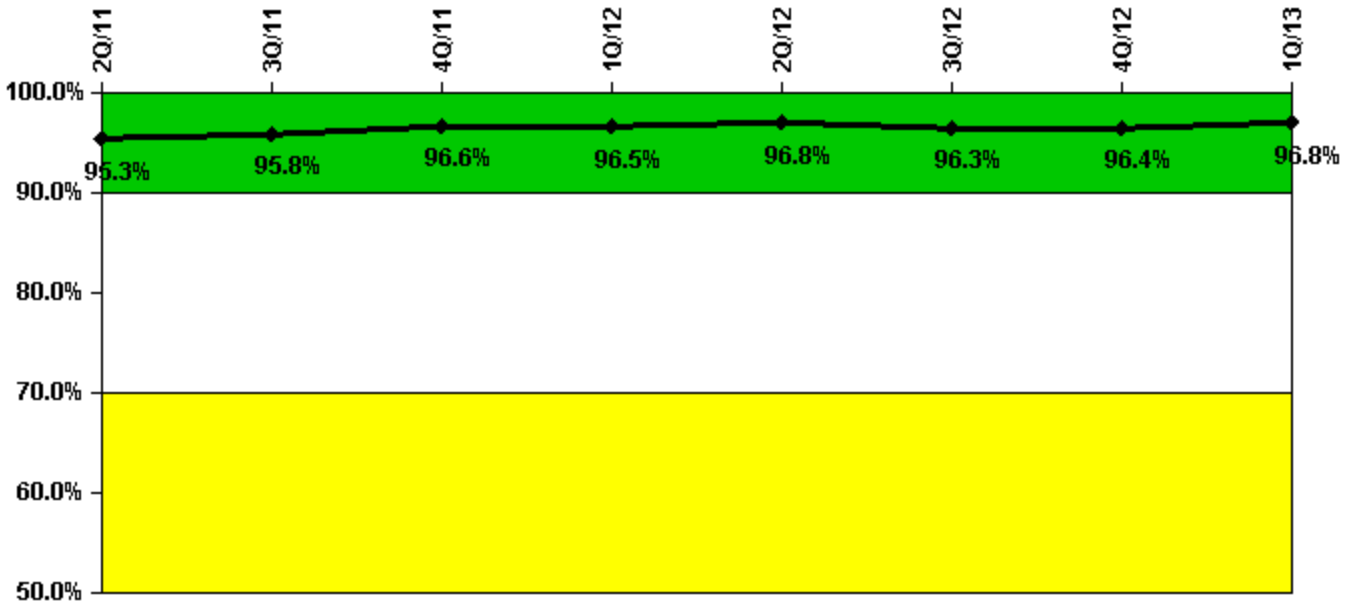
Notes

Reactor Coolant System Leakage	4/11	5/11	6/11	7/11	8/11	9/11	10/11	11/11	12/11	1/12	2/12	3/12
Maximum leakage	N/A	1.770	1.770	1.790	1.770	1.790	1.690	1.730	1.730	1.710	1.650	1.620
Technical specification limit	30.0	30.0	30.0	30.0	30.0	30.0	30.0	30.0	30.0	30.0	30.0	30.0
Indicator value	N/A	5.9	5.9	6.0	5.9	6.0	5.6	5.8	5.8	5.7	5.5	5.4
Reactor Coolant System Leakage	4/12	5/12	6/12	7/12	8/12	9/12	10/12	11/12	12/12	1/13	2/13	3/13
Maximum leakage	1.670	1.750	1.710	1.900	1.730	1.740	1.580	1.690	1.560	1.630	1.620	2.070
Technical specification limit	30.0	30.0	30.0	30.0	30.0	30.0	30.0	30.0	30.0	30.0	30.0	30.0
Indicator value	5.6	5.8	5.7	6.3	5.8	5.8	5.3	5.6	5.2	5.4	5.4	6.9

Licensee Comments:

6/11: Unit 2 was in a Refueling Outage during the month of April

Drill/Exercise Performance



Thresholds: White < 90.0% Yellow < 70.0%

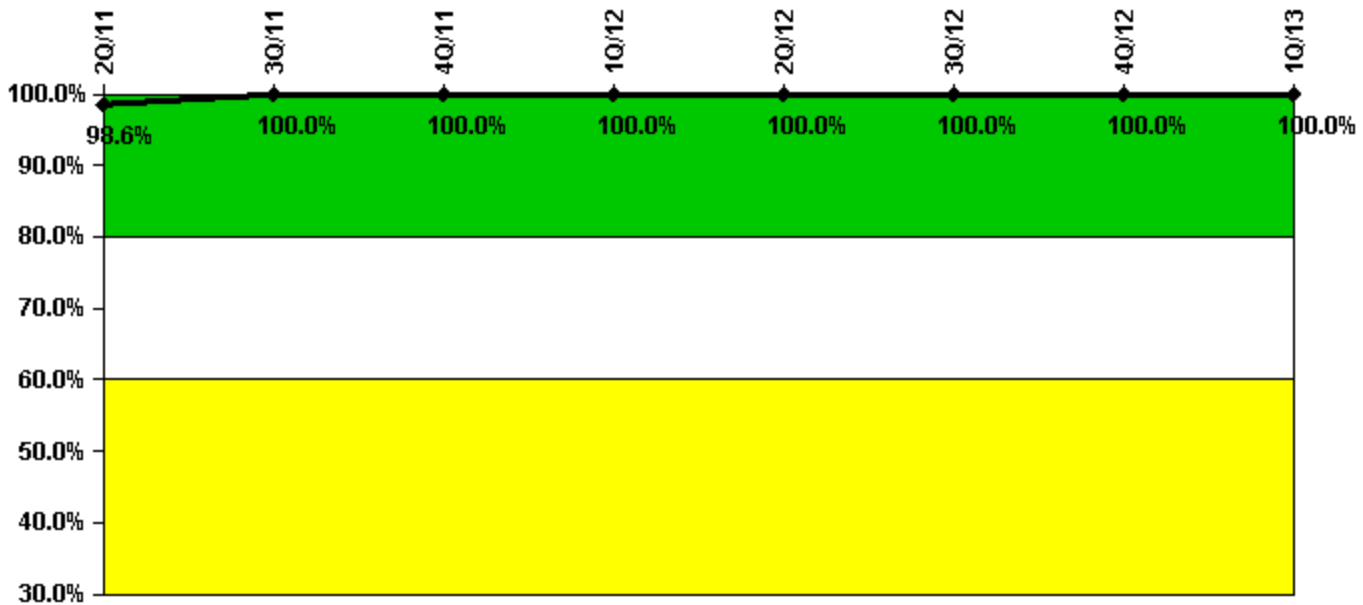
Notes

Drill/Exercise Performance	2Q/11	3Q/11	4Q/11	1Q/12	2Q/12	3Q/12	4Q/12	1Q/13
Successful opportunities	30.0	27.0	20.0	10.0	70.0	61.0	14.0	40.0
Total opportunities	32.0	27.0	21.0	10.0	72.0	65.0	14.0	40.0
Indicator value	95.3%	95.8%	96.6%	96.5%	96.8%	96.3%	96.4%	96.8%

Licensee Comments:

3Q/11: During NRC EP Inspection, 10/31/11, did not have supporting documentation for drill DEP Opportunity, had to remove ERO participation credit for individuals involved and opportunities.

ERO Drill Participation



Thresholds: White < 80.0% Yellow < 60.0%

Notes

ERO Drill Participation	2Q/11	3Q/11	4Q/11	1Q/12	2Q/12	3Q/12	4Q/12	1Q/13
Participating Key personnel	141.0	145.0	150.0	150.0	149.0	134.0	130.0	110.0
Total Key personnel	143.0	145.0	150.0	150.0	149.0	134.0	130.0	110.0
Indicator value	98.6%	100.0%	100.0%	100.0%	100.0%	100.0%	100.0%	100.0%

Licensee Comments:

2Q/11: During NRC EP Inspection, 10/31/11, did not have supporting documentation for drill DEP Opportunity, had to remove ERO participation credit for individuals involved and Opportunities.

Alert & Notification System

**Not applicable due to
unique design
characteristics.
Performance in this area
will be assessed through
focused NRC inspection
efforts.**

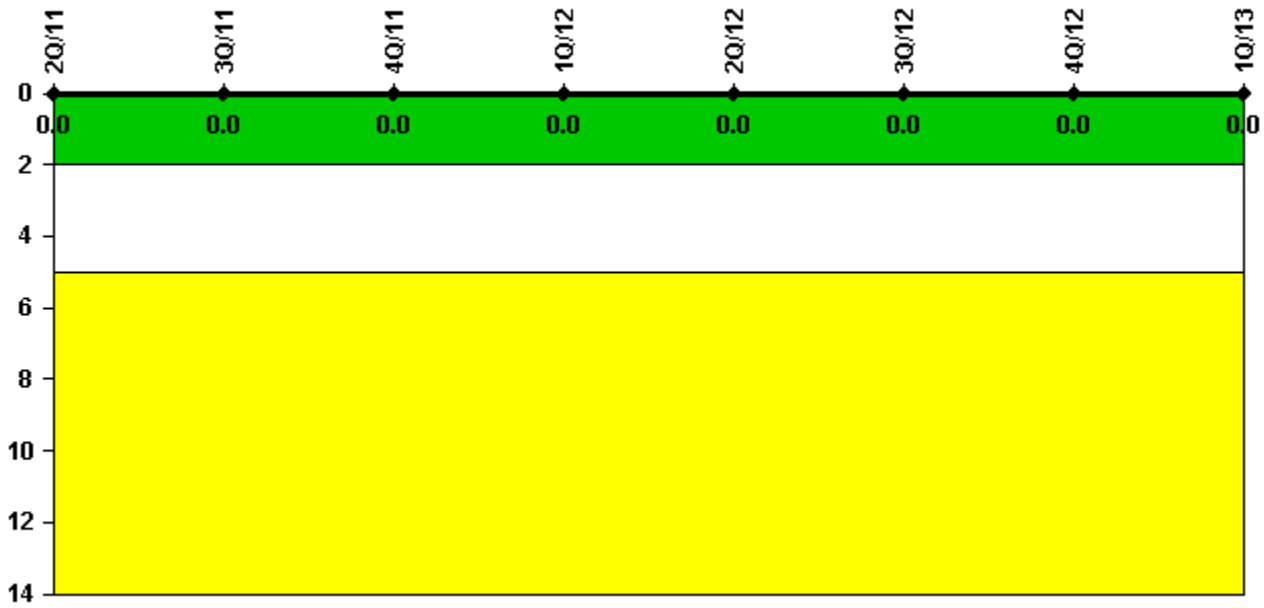
Notes

Alert & Notification System	2Q/11	3Q/11	4Q/11	1Q/12	2Q/12	3Q/12	4Q/12	1Q/13
Successful siren-tests								
Total sirens-tests								
Indicator value								

Licensee Comments:

- 1Q/13: Plant Hatch does not use sirens as an emergency notification system.
- 4Q/12: Plant Hatch does not use sirens as an emergency notification system.
- 3Q/12: Plant Hatch does not use sirens as an emergency notification system.
- 2Q/12: Plant Hatch does not use sirens as an emergency notification system.
- 1Q/12: Plant Hatch does not use sirens as an emergency notifications system.
- 4Q/11: Plant Hatch does not use sirens as an emergency notification system.
- 3Q/11: Plant Hatch does not use sirens as an emergency notification system.
- 2Q/11: Plant Hatch does not use sirens as an emergency notification system.

Occupational Exposure Control Effectiveness



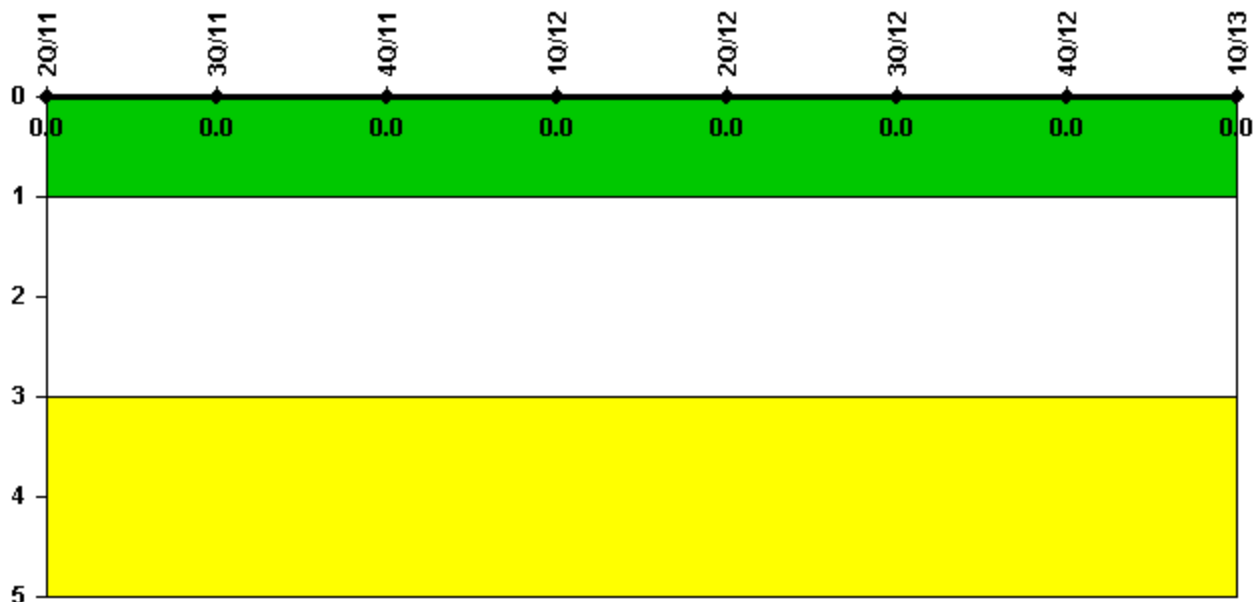
Thresholds: White > 2.0 Yellow > 5.0

Notes

Occupational Exposure Control Effectiveness	2Q/11	3Q/11	4Q/11	1Q/12	2Q/12	3Q/12	4Q/12	1Q/13
High radiation area occurrences	0	0	0	0	0	0	0	0
Very high radiation area occurrences	0	0	0	0	0	0	0	0
Unintended exposure occurrences	0	0	0	0	0	0	0	0
Indicator value	0	0	0	0	0	0	0	0

Licensee Comments: none

RETS/ODCM Radiological Effluent



Thresholds: White > 1.0 Yellow > 3.0

Notes

RETS/ODCM Radiological Effluent	2Q/11	3Q/11	4Q/11	1Q/12	2Q/12	3Q/12	4Q/12	1Q/13
RETS/ODCM occurrences	0	0	0	0	0	0	0	0
Indicator value	0	0	0	0	0	0	0	0

Licensee Comments: none

Although the Security Cornerstone is included in the Reactor Oversight Process assessment program, the Commission has decided that specific information related to findings and performance indicators pertaining to the Security Cornerstone will not be publicly available to ensure that security information is not provided to a possible adversary. Other than the fact that a finding or performance indicator is Green or Greater-Than-Green, security related information will not be displayed on the public web page.

 [Action Matrix Summary](#) | [Inspection Findings Summary](#) | [PI Summary](#) | [Reactor Oversight Process](#)

Last Modified: April 23, 2013