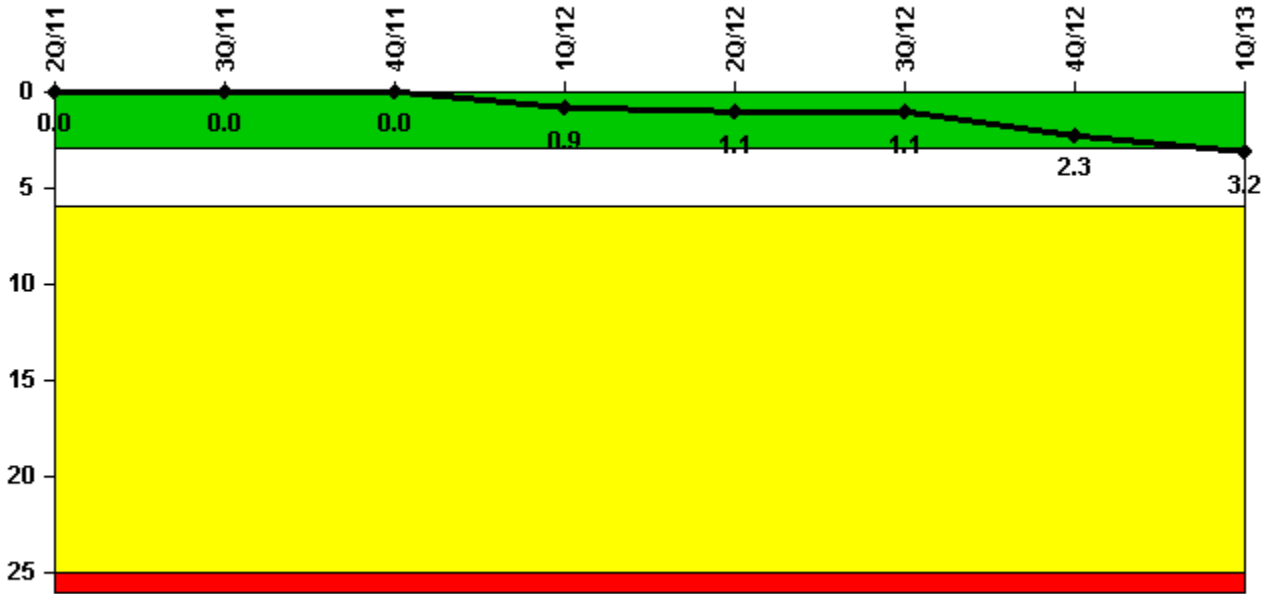


Grand Gulf 1

1Q/2013 Performance Indicators

Licensee's General Comments: none

Unplanned Scrams per 7000 Critical Hrs



Thresholds: White > 3.0 Yellow > 6.0 Red > 25.0

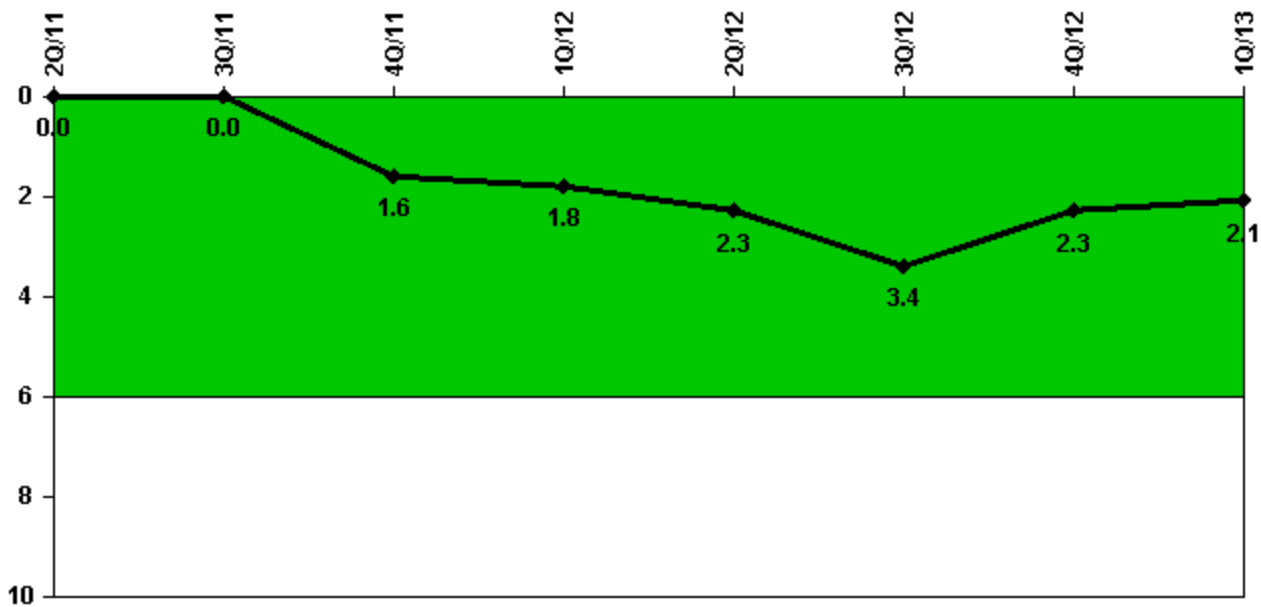
Notes

Unplanned Scrams per 7000 Critical Hrs	2Q/11	3Q/11	4Q/11	1Q/12	2Q/12	3Q/12	4Q/12	1Q/13
Unplanned scrams	0	0	0	1.0	0	0	1.0	2.0
Critical hours	2184.0	2208.0	2209.0	1195.1	521.5	2208.0	2033.0	1780.9
Indicator value	0	0	0	0.9	1.1	1.1	2.3	3.2

Licensee Comments:

1Q/12: Unplanned manual scram from ~25% power as a result of partial closure of the N11F014B RFPT B HP Steam Admission Valve. This resulted in starting RF-18 ~1 hour early (2/19/2012 at 1904 versus 2/19/2012 at 2000)

Unplanned Power Changes per 7000 Critical Hrs



Thresholds: White > 6.0

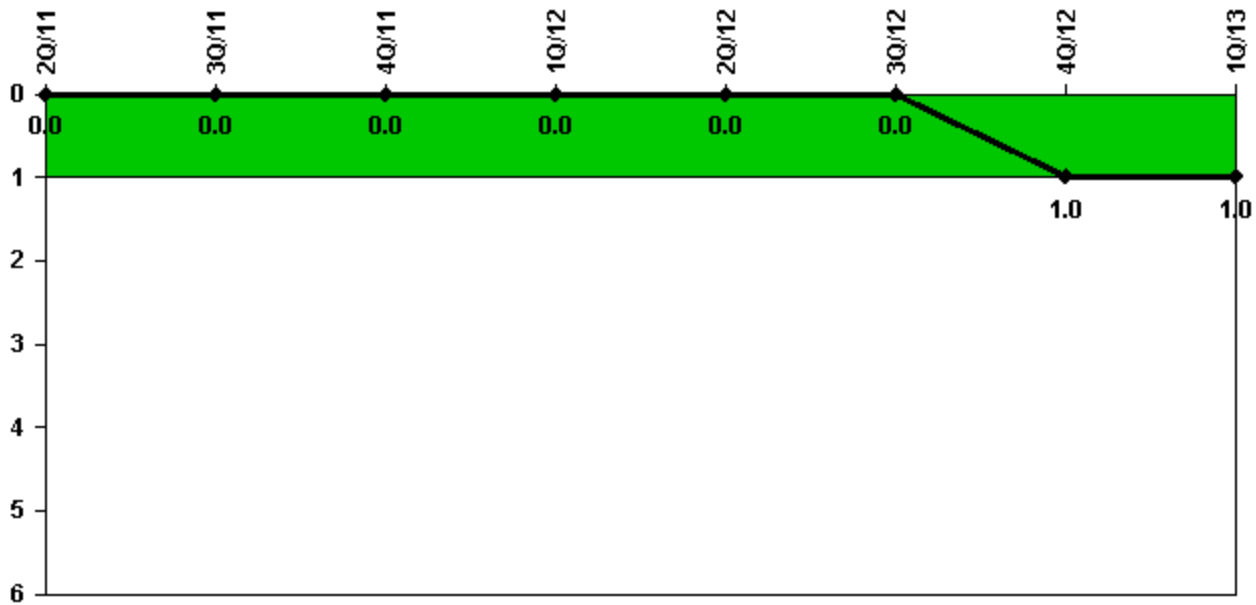
Notes

Unplanned Power Changes per 7000 Critical Hrs	2Q/11	3Q/11	4Q/11	1Q/12	2Q/12	3Q/12	4Q/12	1Q/13
Unplanned power changes	0	0	2.0	0	0	1.0	1.0	0
Critical hours	2184.0	2208.0	2209.0	1195.1	521.5	2208.0	2033.0	1780.9
Indicator value	0	0	1.6	1.8	2.3	3.4	2.3	2.1

Licensee Comments:

4Q/11: Two unplanned Downpowers >20% in November: Feed pump trip and Partial PSW Loss.

Unplanned Scrams with Complications



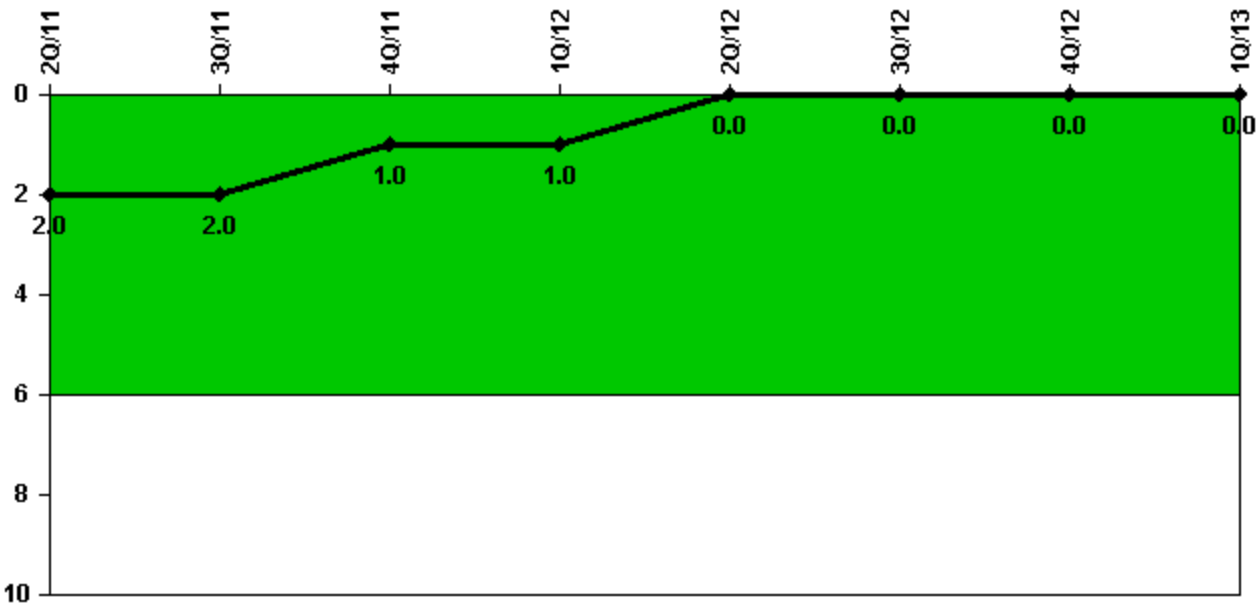
Thresholds: White > 1.0

Notes

Unplanned Scrams with Complications	2Q/11	3Q/11	4Q/11	1Q/12	2Q/12	3Q/12	4Q/12	1Q/13
Scrams with complications	0	0	0	0	0	0	1.0	0
Indicator value	0.0	0.0	0.0	0.0	0.0	0.0	1.0	1.0

Licensee Comments: none

Safety System Functional Failures (BWR)



Thresholds: White > 6.0

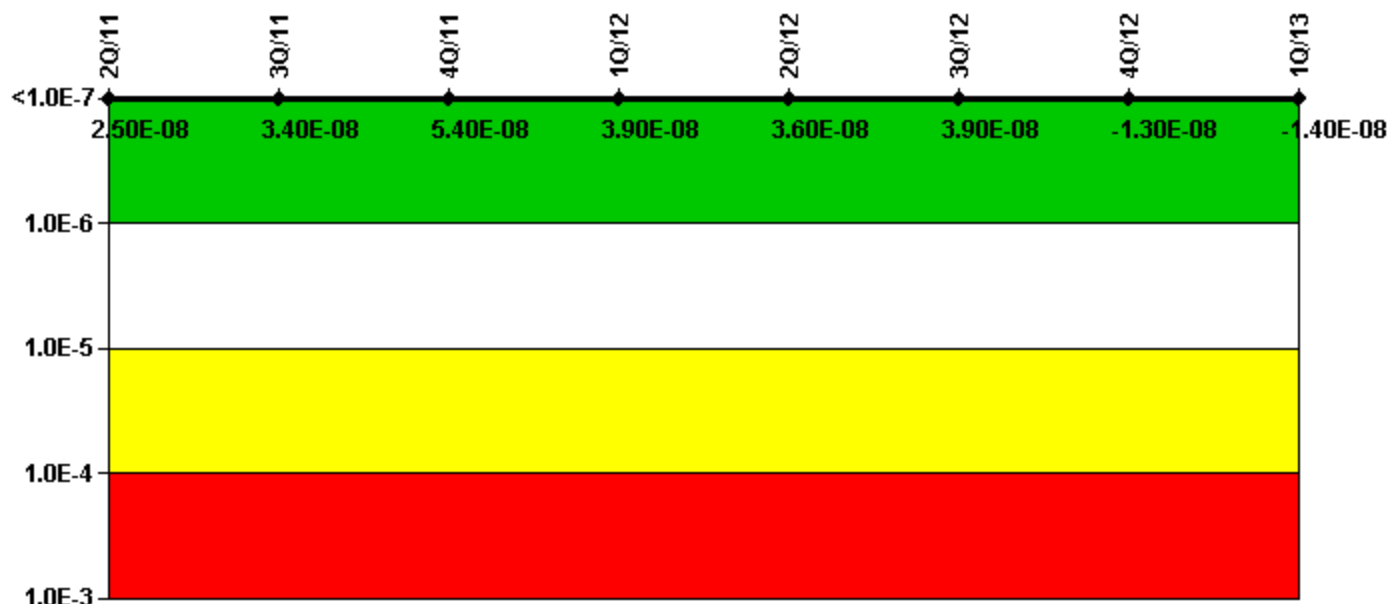
Notes

Safety System Functional Failures (BWR)	2Q/11	3Q/11	4Q/11	1Q/12	2Q/12	3Q/12	4Q/12	1Q/13
Safety System Functional Failures	1	0	0	0	0	0	0	0
Indicator value	2	2	1	1	0	0	0	0

Licensee Comments:

2Q/11: Reference: GGNS LER 2011-001

Mitigating Systems Performance Index, Emergency AC Power System



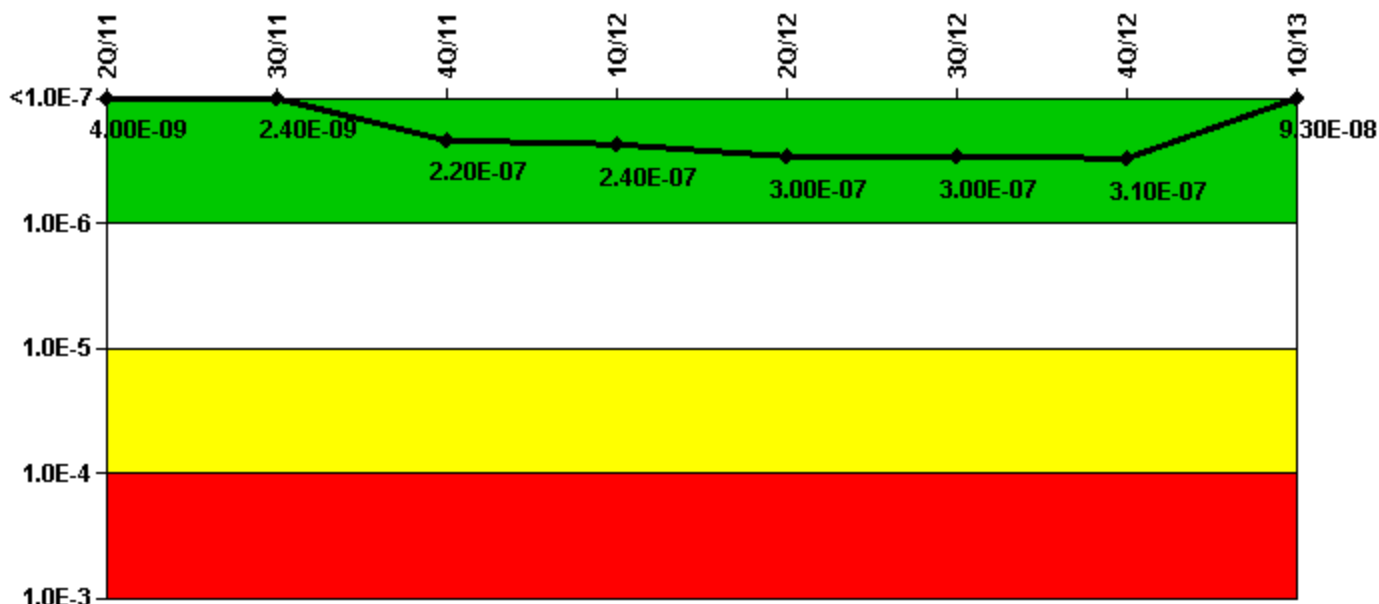
Thresholds: White > 1.00E-6 Yellow > 1.00E-5 Red > 1.00E-4

Notes

Mitigating Systems Performance Index, Emergency AC Power System	2Q/11	3Q/11	4Q/11	1Q/12	2Q/12	3Q/12	4Q/12	1Q/13
UAI (Δ CDF)	5.64E-09	4.70E-09	6.70E-09	-7.61E-09	-7.51E-09	-7.51E-09	-8.84E-09	-8.84E-09
URI (Δ CDF)	1.97E-08	2.91E-08	4.76E-08	4.65E-08	4.39E-08	4.63E-08	-3.73E-09	-5.22E-09
PLE	NO	NO	NO	NO	NO	NO	NO	NO
Indicator value	2.50E-08	3.40E-08	5.40E-08	3.90E-08	3.60E-08	3.90E-08	-1.30E-08	-1.40E-08

Licensee Comments: none

Mitigating Systems Performance Index, High Pressure Injection System



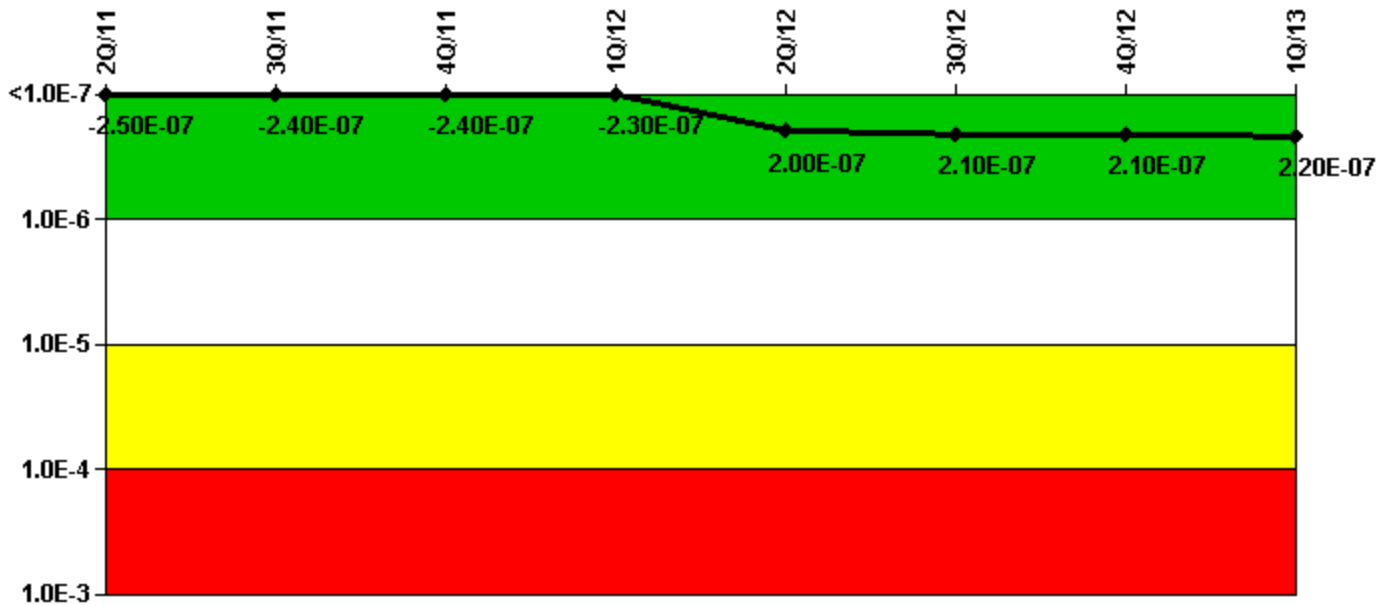
Thresholds: White > 1.00E-6 Yellow > 1.00E-5 Red > 1.00E-4

Notes

Mitigating Systems Performance Index, High Pressure Injection System	2Q/11	3Q/11	4Q/11	1Q/12	2Q/12	3Q/12	4Q/12	1Q/13
UAI (ΔCDF)	1.46E-08	1.36E-08	2.39E-07	2.60E-07	2.96E-07	2.96E-07	3.01E-07	7.24E-08
URI (ΔCDF)	-1.06E-08	-1.12E-08	-1.73E-08	-1.70E-08	8.31E-09	8.44E-09	1.26E-08	2.05E-08
PLE	NO	NO	NO	NO	NO	NO	NO	NO
Indicator value	4.00E-09	2.40E-09	2.20E-07	2.40E-07	3.00E-07	3.00E-07	3.10E-07	9.30E-08

Licensee Comments: none

Mitigating Systems Performance Index, Heat Removal System



Thresholds: White > 1.00E-6 Yellow > 1.00E-5 Red > 1.00E-4

Notes

Mitigating Systems Performance Index, Heat Removal System	2Q/11	3Q/11	4Q/11	1Q/12	2Q/12	3Q/12	4Q/12	1Q/13
UAI (Δ CDF)	-5.32E-08	-5.33E-08	-6.20E-08	-6.20E-08	-4.37E-08	-4.37E-08	-4.36E-08	3.57E-09
URI (Δ CDF)	-1.93E-07	-1.87E-07	-1.78E-07	-1.70E-07	2.43E-07	2.52E-07	2.51E-07	2.13E-07
PLE	NO	NO	NO	NO	NO	NO	NO	NO
Indicator value	-2.50E-07	-2.40E-07	-2.40E-07	-2.30E-07	2.00E-07	2.10E-07	2.10E-07	2.20E-07

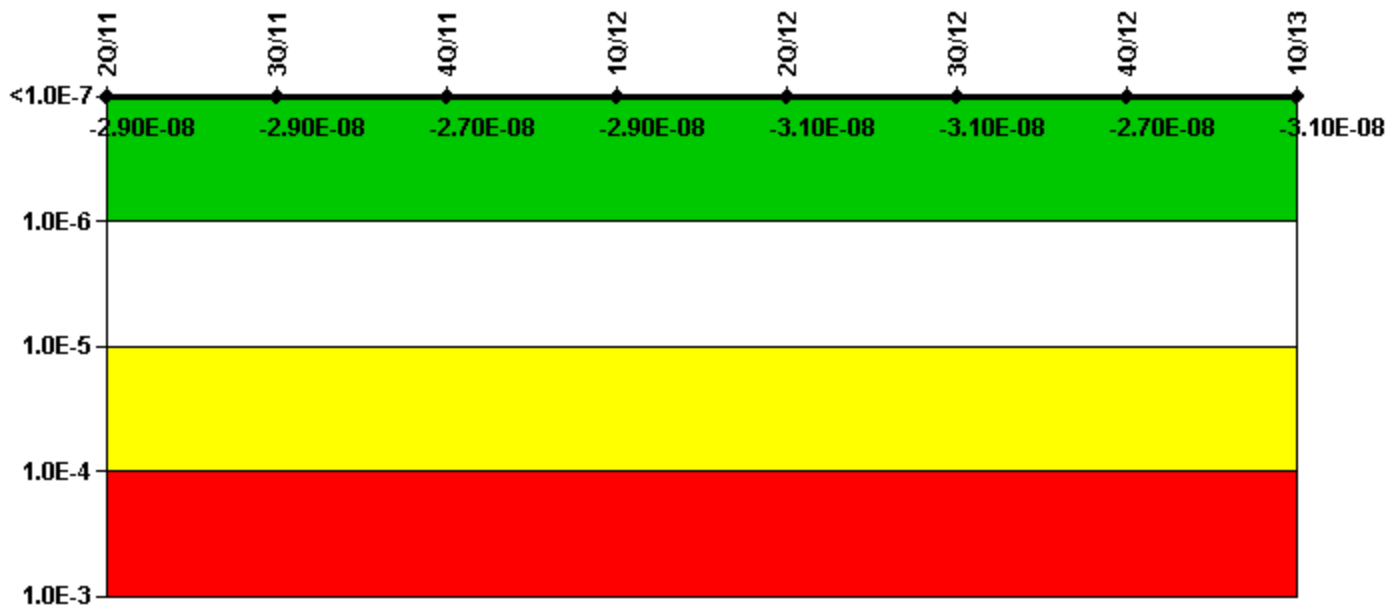
Licensee Comments:

4Q/11: No Changes Made to this indicator in the 1Q12 update, relocked data only.

3Q/11: September Valve Demand Numbers revised and no change to indicator color (green).

2Q/11: June Valve Demand Numbers revised and no change to indicator color (green).

Mitigating Systems Performance Index, Residual Heat Removal System



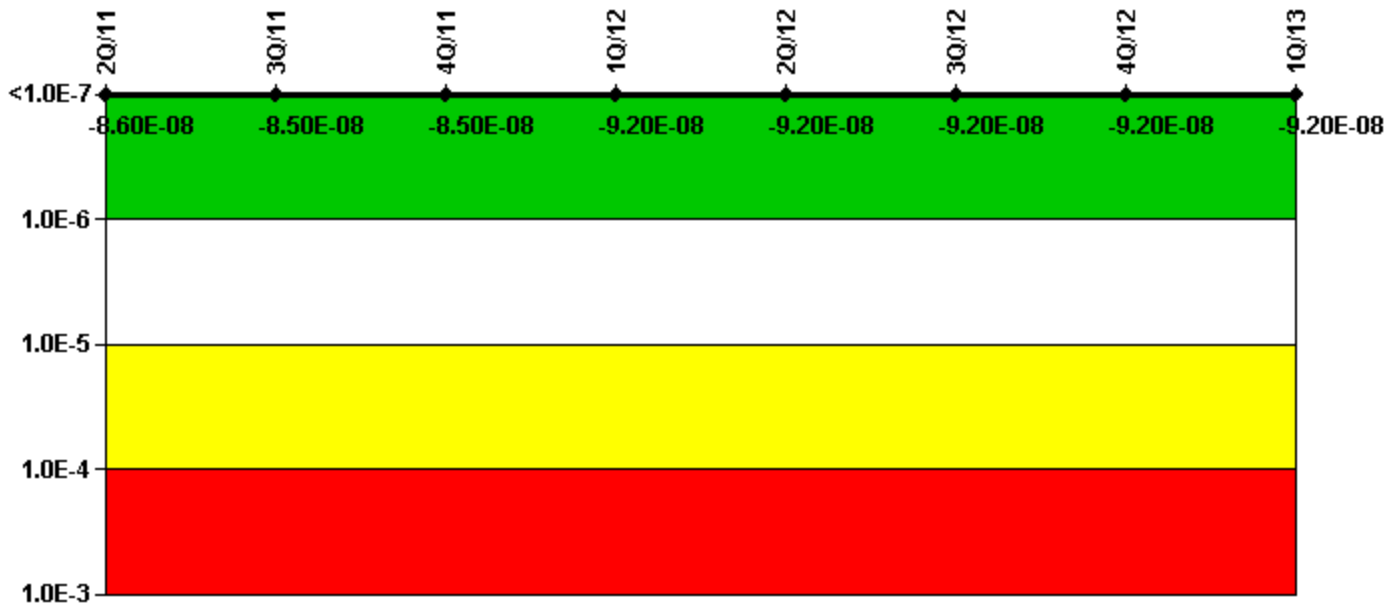
Thresholds: White > 1.00E-6 Yellow > 1.00E-5 Red > 1.00E-4

Notes

Mitigating Systems Performance Index, Residual Heat Removal System	2Q/11	3Q/11	4Q/11	1Q/12	2Q/12	3Q/12	4Q/12	1Q/13
UAI (Δ CDF)	-8.56E-09	-8.56E-09	-8.56E-09	-8.56E-09	-8.56E-09	-8.56E-09	-4.75E-09	-8.56E-09
URI (Δ CDF)	-2.08E-08	-1.99E-08	-1.83E-08	-2.04E-08	-2.27E-08	-2.23E-08	-2.25E-08	-2.28E-08
PLE	NO	NO	NO	NO	NO	NO	NO	NO
Indicator value	-2.90E-08	-2.90E-08	-2.70E-08	-2.90E-08	-3.10E-08	-3.10E-08	-2.70E-08	-3.10E-08

Licensee Comments: none

Mitigating Systems Performance Index, Cooling Water Systems



Thresholds: White > 1.00E-6 Yellow > 1.00E-5 Red > 1.00E-4

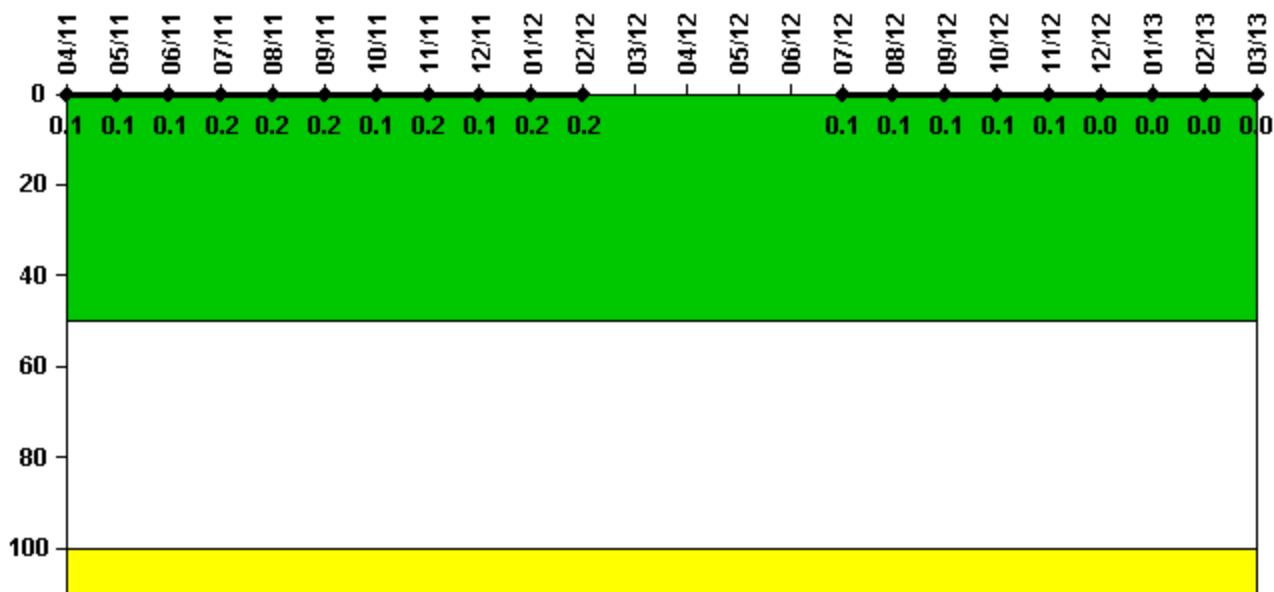
Notes

Mitigating Systems Performance Index, Cooling Water Systems	2Q/11	3Q/11	4Q/11	1Q/12	2Q/12	3Q/12	4Q/12	1Q/13
UAI (Δ CDF)	5.19E-09	4.92E-09	4.27E-09	-1.71E-09	-1.71E-09	-1.71E-09	-1.71E-09	-1.71E-09
URI (Δ CDF)	-9.10E-08	-9.01E-08	-8.92E-08	-9.01E-08	-9.06E-08	-9.04E-08	-9.06E-08	-9.00E-08
PLE	NO	NO	NO	NO	NO	NO	NO	NO
Indicator value	-8.60E-08	-8.50E-08	-8.50E-08	-9.20E-08	-9.20E-08	-9.20E-08	-9.20E-08	-9.20E-08

Licensee Comments:

2Q/11: April pump start and run times were revised and no change to indicator color (green).

Reactor Coolant System Activity



Thresholds: White > 50.0 Yellow > 100.0

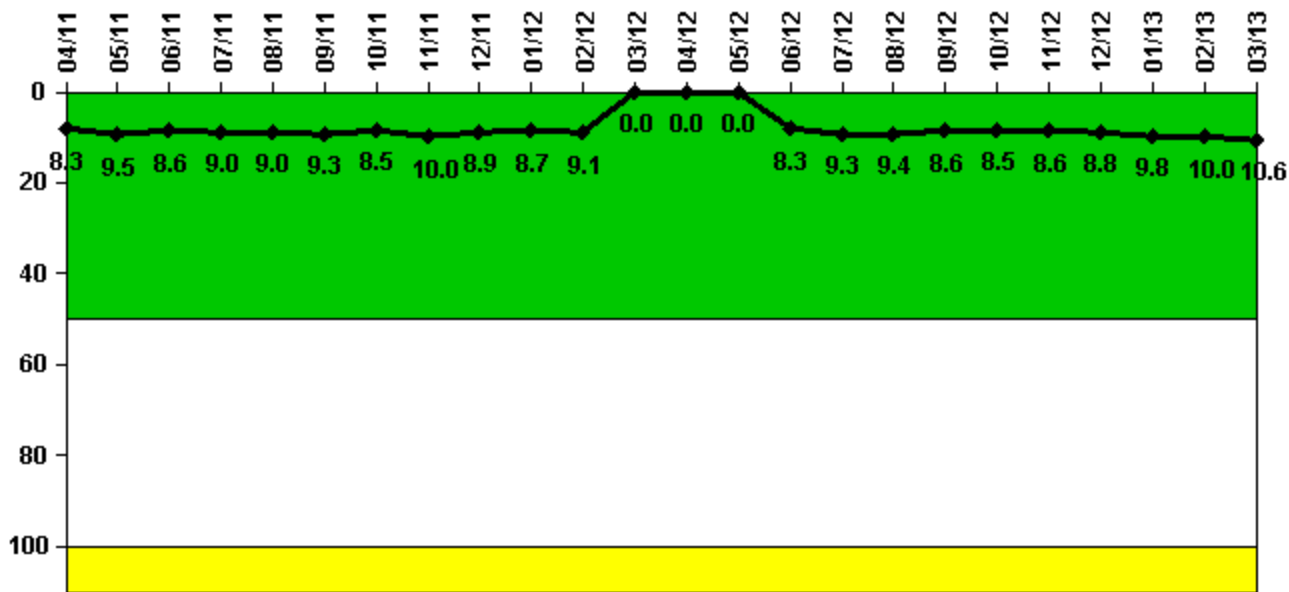
Notes

Reactor Coolant System Activity	4/11	5/11	6/11	7/11	8/11	9/11	10/11	11/11	12/11	1/12	2/12	3/12
Maximum activity	0.000262	0.000247	0.000257	0.000465	0.000372	0.000326	0.000284	0.000327	0.000254	0.000347	0.000322	N/A
Technical specification limit	0.2	0.2	0.2	0.2	0.2	0.2	0.2	0.2	0.2	0.2	0.2	0.2
Indicator value	0.1	0.1	0.1	0.2	0.2	0.2	0.1	0.2	0.1	0.2	0.2	N/A

Reactor Coolant System Activity	4/12	5/12	6/12	7/12	8/12	9/12	10/12	11/12	12/12	1/13	2/13	3/13
Maximum activity	N/A	N/A	N/A	0.000132	0.000170	0.000183	0.000206	0.000157	0.000082	0.000057	0.000048	0.000059
Technical specification limit	0.2	0.2	0.2	0.2	0.2	0.2	0.2	0.2	0.2	0.2	0.2	0.2
Indicator value	N/A	N/A	N/A	0.1	0.1	0.1	0.1	0.1	0	0	0	0

Licensee Comments: none

Reactor Coolant System Leakage



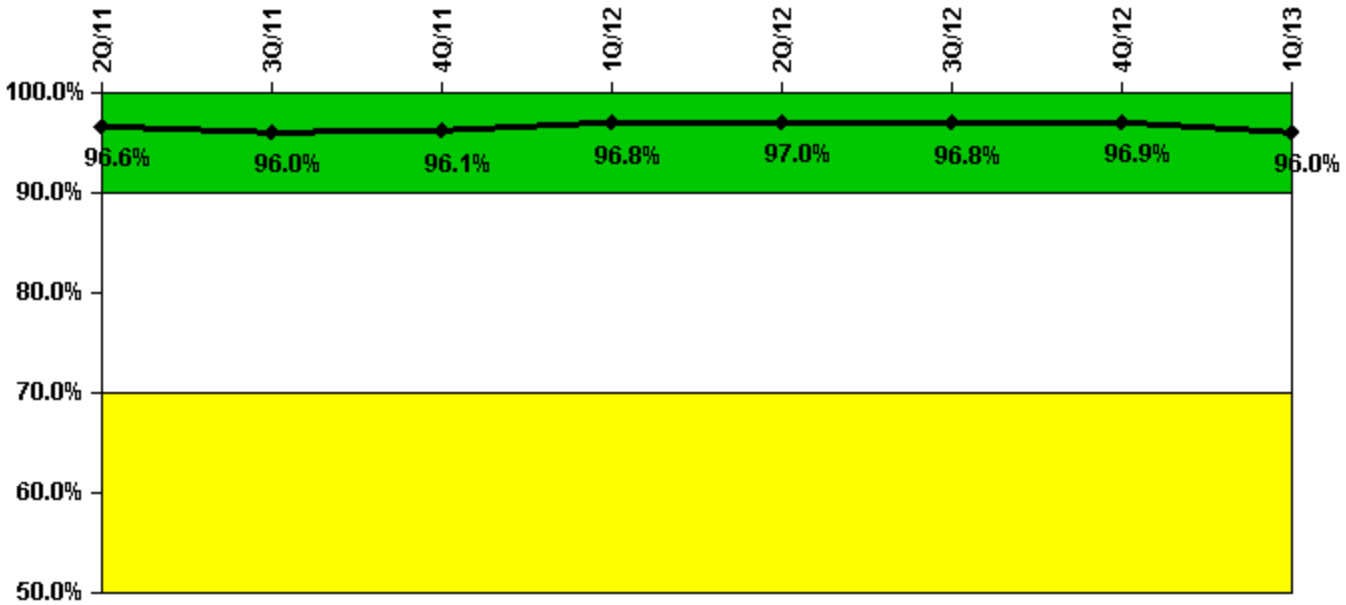
Thresholds: White > 50.0 Yellow > 100.0

Notes

Reactor Coolant System Leakage	4/11	5/11	6/11	7/11	8/11	9/11	10/11	11/11	12/11	1/12	2/12	3/12
Maximum leakage	2.500	2.850	2.570	2.690	2.700	2.780	2.560	3.000	2.680	2.620	2.720	0
Technical specification limit	30.0	30.0	30.0	30.0	30.0	30.0	30.0	30.0	30.0	30.0	30.0	30.0
Indicator value	8.3	9.5	8.6	9.0	9.0	9.3	8.5	10.0	8.9	8.7	9.1	0
Reactor Coolant System Leakage	4/12	5/12	6/12	7/12	8/12	9/12	10/12	11/12	12/12	1/13	2/13	3/13
Maximum leakage	0	0	2.500	2.780	2.820	2.580	2.560	2.570	2.650	2.950	2.990	3.180
Technical specification limit	30.0	30.0	30.0	30.0	30.0	30.0	30.0	30.0	30.0	30.0	30.0	30.0
Indicator value	0	0	8.3	9.3	9.4	8.6	8.5	8.6	8.8	9.8	10.0	10.6

Licensee Comments: none

Drill/Exercise Performance



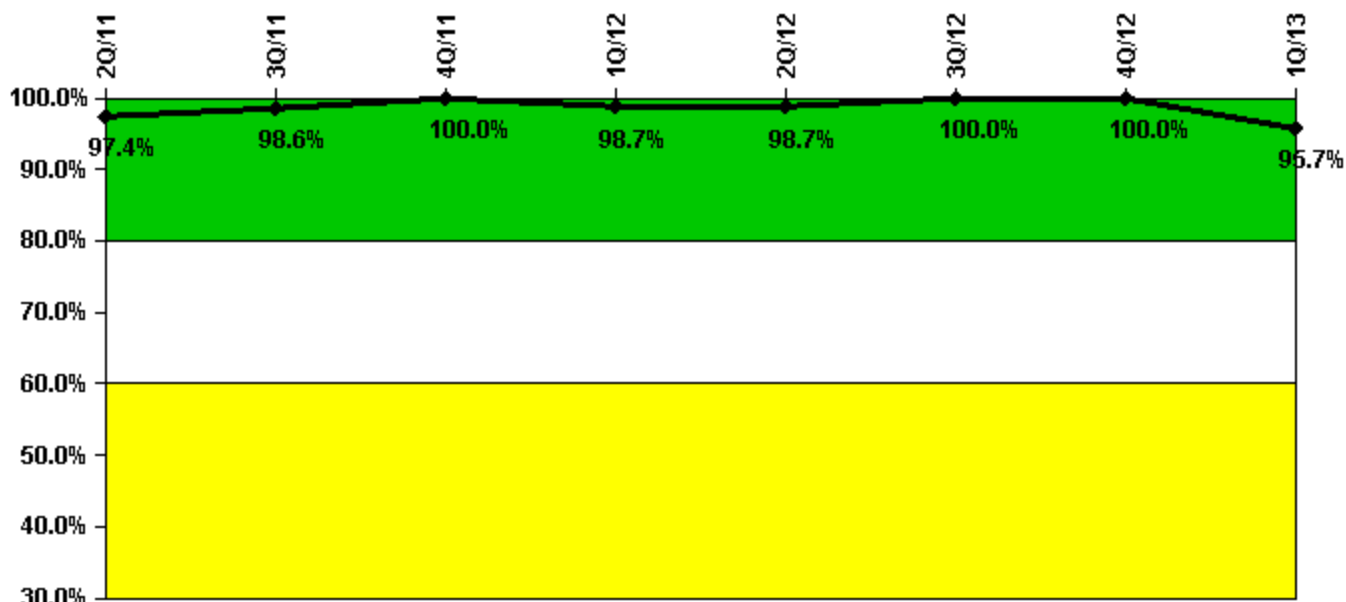
Thresholds: White < 90.0% Yellow < 70.0%

Notes

Drill/Exercise Performance	2Q/11	3Q/11	4Q/11	1Q/12	2Q/12	3Q/12	4Q/12	1Q/13
Successful opportunities	29.0	28.0	47.0	0	9.0	21.0	27.0	9.0
Total opportunities	29.0	31.0	48.0	0	9.0	22.0	28.0	10.0
Indicator value	96.6%	96.0%	96.1%	96.8%	97.0%	96.8%	96.9%	96.0%

Licensee Comments: none

ERO Drill Participation



Thresholds: White < 80.0% Yellow < 60.0%

Notes

ERO Drill Participation	2Q/11	3Q/11	4Q/11	1Q/12	2Q/12	3Q/12	4Q/12	1Q/13
Participating Key personnel	74.0	73.0	76.0	76.0	74.0	72.0	70.0	66.0
Total Key personnel	76.0	74.0	76.0	77.0	75.0	72.0	70.0	69.0
Indicator value	97.4%	98.6%	100.0%	98.7%	98.7%	100.0%	100.0%	95.7%

Licensee Comments:

2Q/12: Participating key personnel revised from 68 to 74 and Total Key personnel revised from 69 to 75 for this quarterly indicator. CR-GGN-2012-11330. No change in indicator color.

1Q/12: Participating key personnel revised from 70 to 76 and Total Key personnel revised from 71 to 77 for this quarterly indicator. CR-GGN-2012-11330. No change in indicator color.

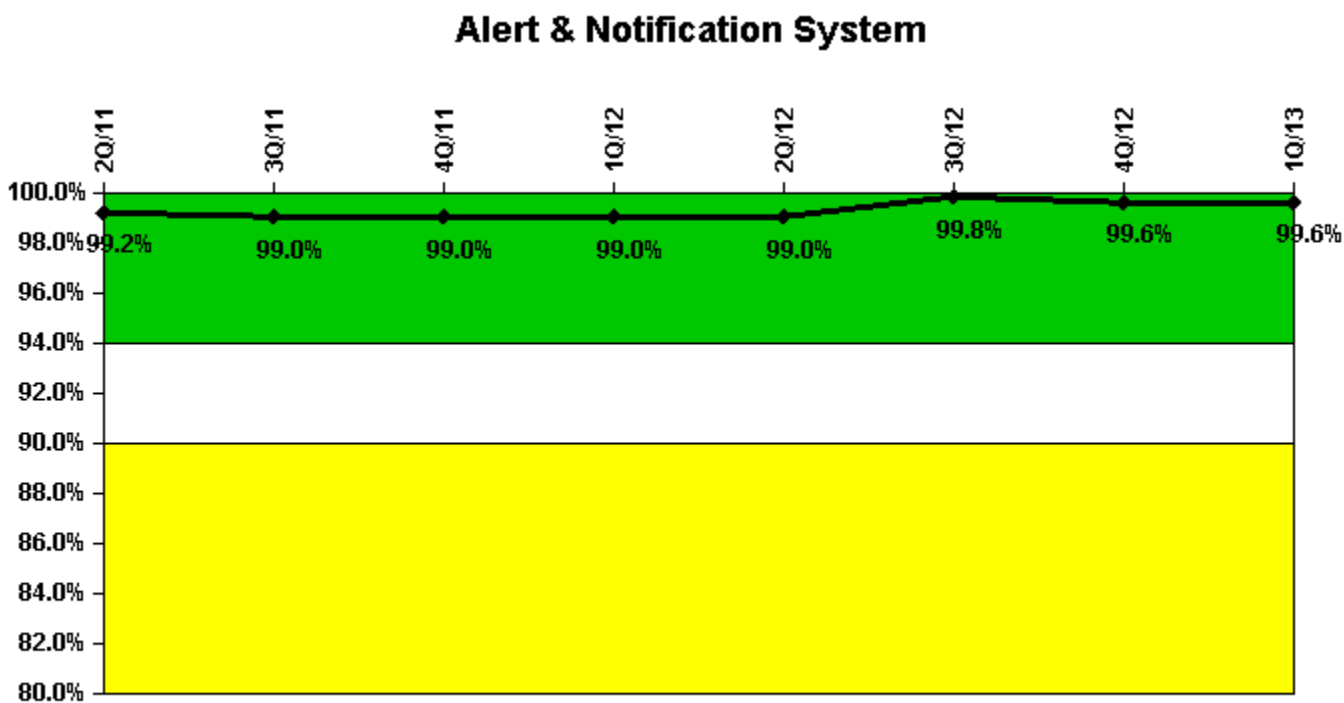
4Q/11: Participating key personnel revised from 70 to 76 and Total Key personnel revised from 70 to 76 for this quarterly indicator. CR-GGN-2012-11330. No change in indicator color.

3Q/11: Participating key personnel revised from 67 to 73 and Total Key personnel revised from 68 to 74 for this quarterly indicator. CR-GGN-2012-11330. No change in indicator color.

3Q/11: Participating key personnel revised from 68 to 67 for this quarterly indicator. CR-GGN-2011-08346. No change in indicator color.

2Q/11: Participating key personnel revised from 68 to 74 and Total Key personnel revised from 70 to 76 for this quarterly indicator. CR-GGN-2012-11330. No change in indicator color.

2Q/11: Participating key personnel revised from 70 to 68 for this quarterly indicator. CR-GGN-2011-08346. No change in indicator color.



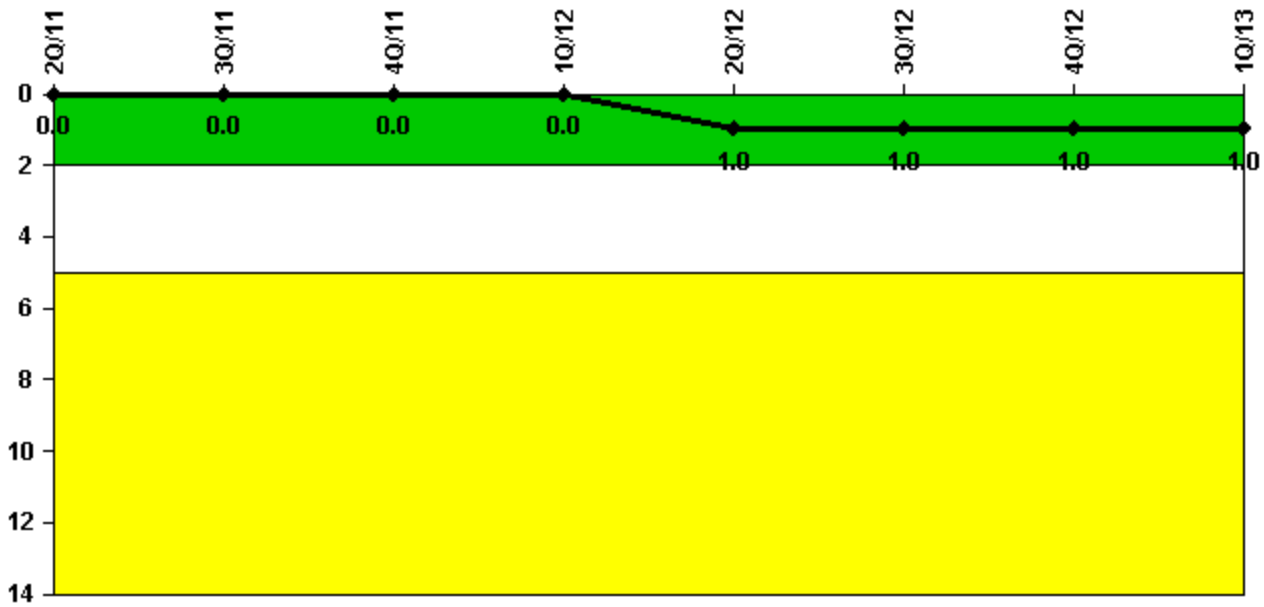
Thresholds: White < 94.0% Yellow < 90.0%

Notes

Alert & Notification System	2Q/11	3Q/11	4Q/11	1Q/12	2Q/12	3Q/12	4Q/12	1Q/13
Successful siren-tests	121	122	129	129	128	129	128	129
Total sirens-tests	122	126	129	129	129	129	129	129
Indicator value	99.2%	99.0%	99.0%	99.0%	99.0%	99.8%	99.6%	99.6%

Licensee Comments: none

Occupational Exposure Control Effectiveness



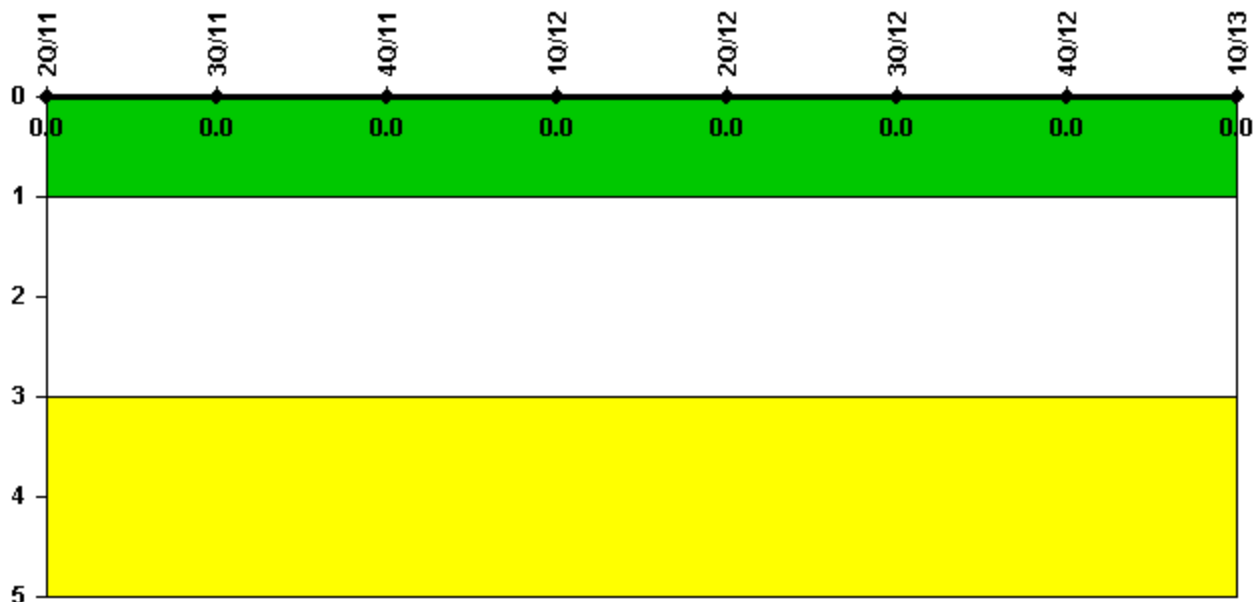
Thresholds: White > 2.0 Yellow > 5.0

Notes

Occupational Exposure Control Effectiveness	2Q/11	3Q/11	4Q/11	1Q/12	2Q/12	3Q/12	4Q/12	1Q/13
High radiation area occurrences	0	0	0	0	1	0	0	0
Very high radiation area occurrences	0	0	0	0	0	0	0	0
Unintended exposure occurrences	0	0	0	0	0	0	0	0
Indicator value	0	0	0	0	1	1	1	1

Licensee Comments: none

RETS/ODCM Radiological Effluent



Thresholds: White > 1.0 Yellow > 3.0

Notes

RETS/ODCM Radiological Effluent	2Q/11	3Q/11	4Q/11	1Q/12	2Q/12	3Q/12	4Q/12	1Q/13
RETS/ODCM occurrences	0	0	0	0	0	0	0	0
Indicator value	0	0	0	0	0	0	0	0

Licensee Comments: none

Although the Security Cornerstone is included in the Reactor Oversight Process assessment program, the Commission has decided that specific information related to findings and performance indicators pertaining to the Security Cornerstone will not be publicly available to ensure that security information is not provided to a possible adversary. Other than the fact that a finding or performance indicator is Green or Greater-Than-Green, security related information will not be displayed on the public web page.

 [Action Matrix Summary](#) | [Inspection Findings Summary](#) | [PI Summary](#) | [Reactor Oversight Process](#)

Last Modified: April 23, 2013