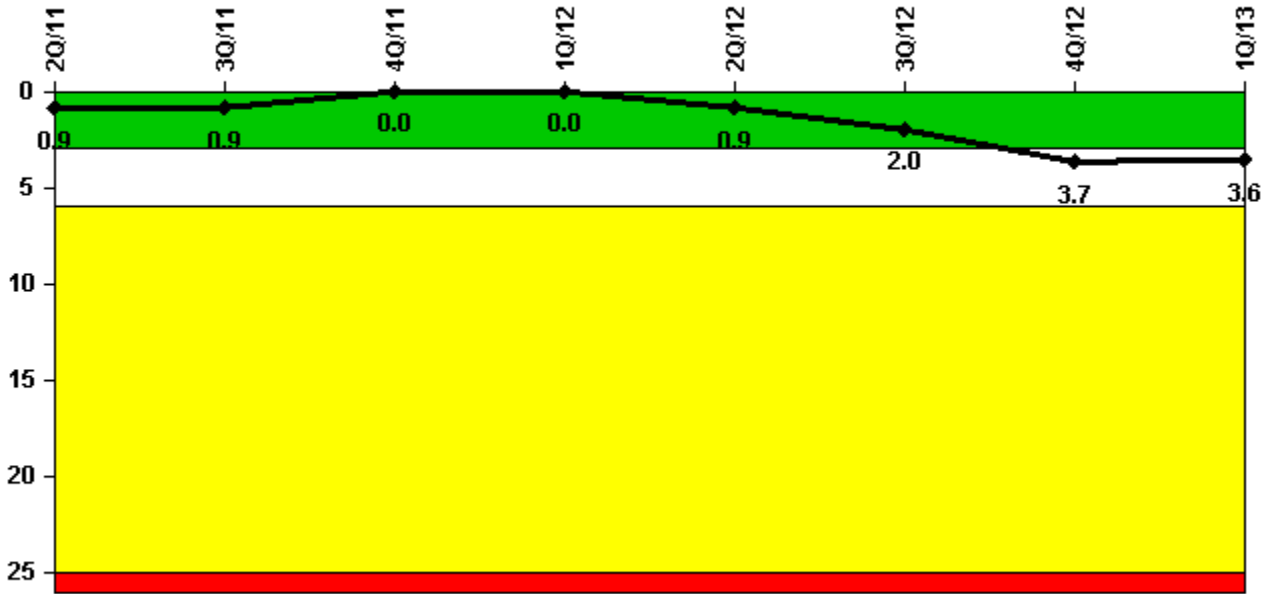


## Fermi 2

### 1Q/2013 Performance Indicators

Licensee's General Comments: none

#### Unplanned Scrams per 7000 Critical Hrs



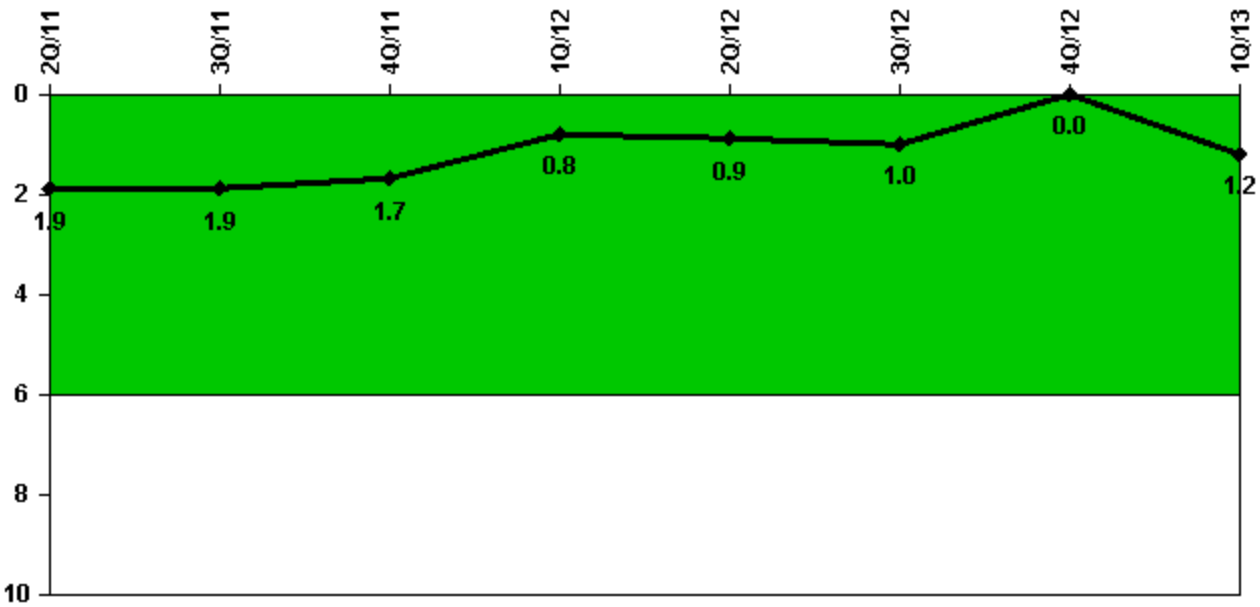
Thresholds: White > 3.0 Yellow > 6.0 Red > 25.0

#### Notes

Unplanned Scrams per 7000 Critical Hrs	2Q/11	3Q/11	4Q/11	1Q/12	2Q/12	3Q/12	4Q/12	1Q/13
Unplanned scrams	0	0	0	0	1.0	1.0	1.0	0
Critical hours	2184.0	2208.0	2209.0	2042.0	1282.6	1487.1	918.6	2159.0
<b>Indicator value</b>	<b>0.9</b>	<b>0.9</b>	<b>0</b>	<b>0</b>	<b>0.9</b>	<b>2.0</b>	<b>3.7</b>	<b>3.6</b>

Licensee Comments: none

### Unplanned Power Changes per 7000 Critical Hrs



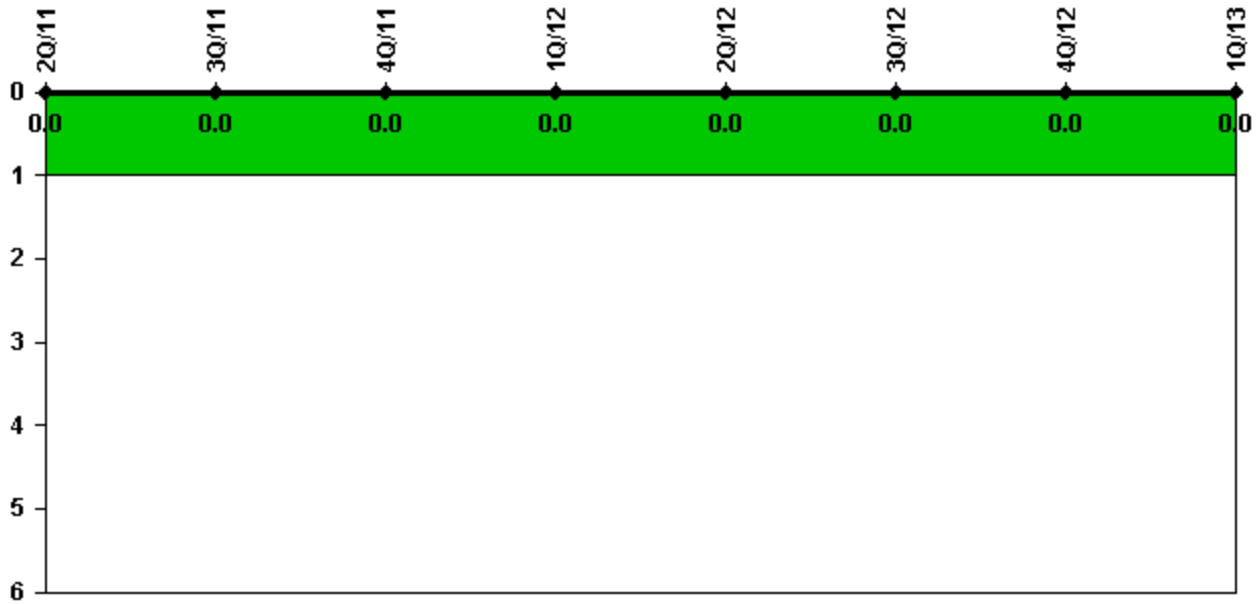
Thresholds: White > 6.0

#### Notes

Unplanned Power Changes per 7000 Critical Hrs	2Q/11	3Q/11	4Q/11	1Q/12	2Q/12	3Q/12	4Q/12	1Q/13
Unplanned power changes	0	0	1.0	0	0	0	0	1.0
Critical hours	2184.0	2208.0	2209.0	2042.0	1282.6	1487.1	918.6	2159.0
<b>Indicator value</b>	<b>1.9</b>	<b>1.9</b>	<b>1.7</b>	<b>0.8</b>	<b>0.9</b>	<b>1.0</b>	<b>0</b>	<b>1.2</b>

Licensee Comments: none

### Unplanned Scrams with Complications



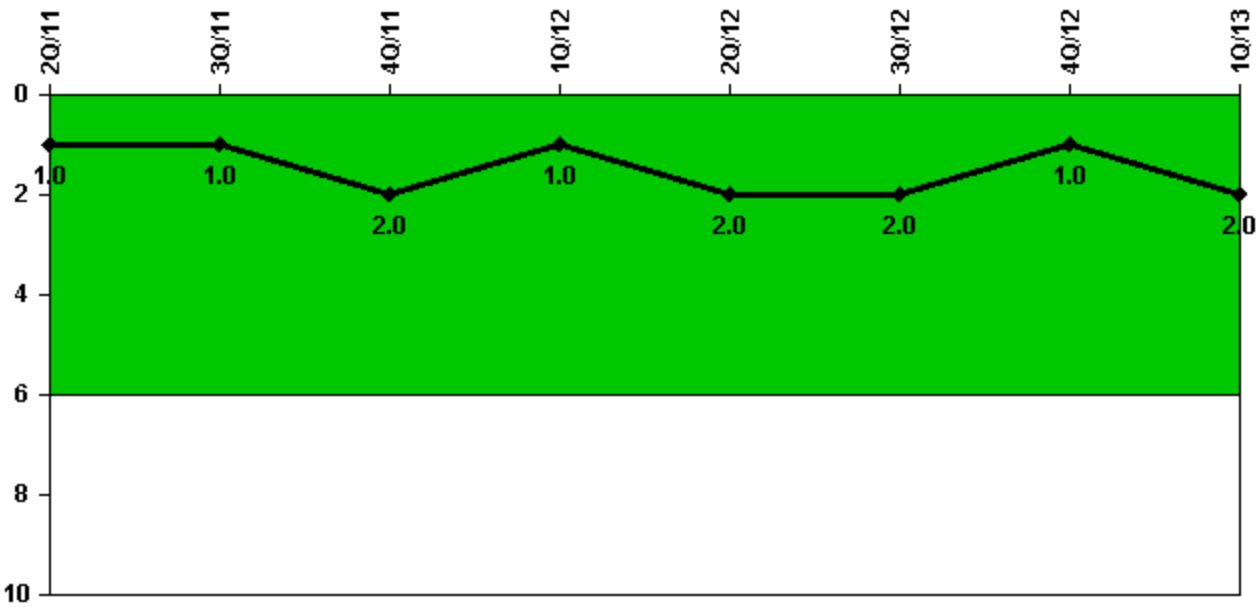
Thresholds: White > 1.0

#### Notes

Unplanned Scrams with Complications	2Q/11	3Q/11	4Q/11	1Q/12	2Q/12	3Q/12	4Q/12	1Q/13
Scrams with complications	0	0	0	0	0	0	0	0
<b>Indicator value</b>	<b>0.0</b>	<b>0.0</b>	<b>0.0</b>	<b>0.0</b>	<b>0.0</b>	<b>0.0</b>	<b>0.0</b>	<b>0.0</b>

Licensee Comments: none

### Safety System Functional Failures (BWR)



Thresholds: White > 6.0

#### Notes

Safety System Functional Failures (BWR)	2Q/11	3Q/11	4Q/11	1Q/12	2Q/12	3Q/12	4Q/12	1Q/13
Safety System Functional Failures	0	0	1	0	1	0	0	1
<b>Indicator value</b>	<b>1</b>	<b>1</b>	<b>2</b>	<b>1</b>	<b>2</b>	<b>2</b>	<b>1</b>	<b>2</b>

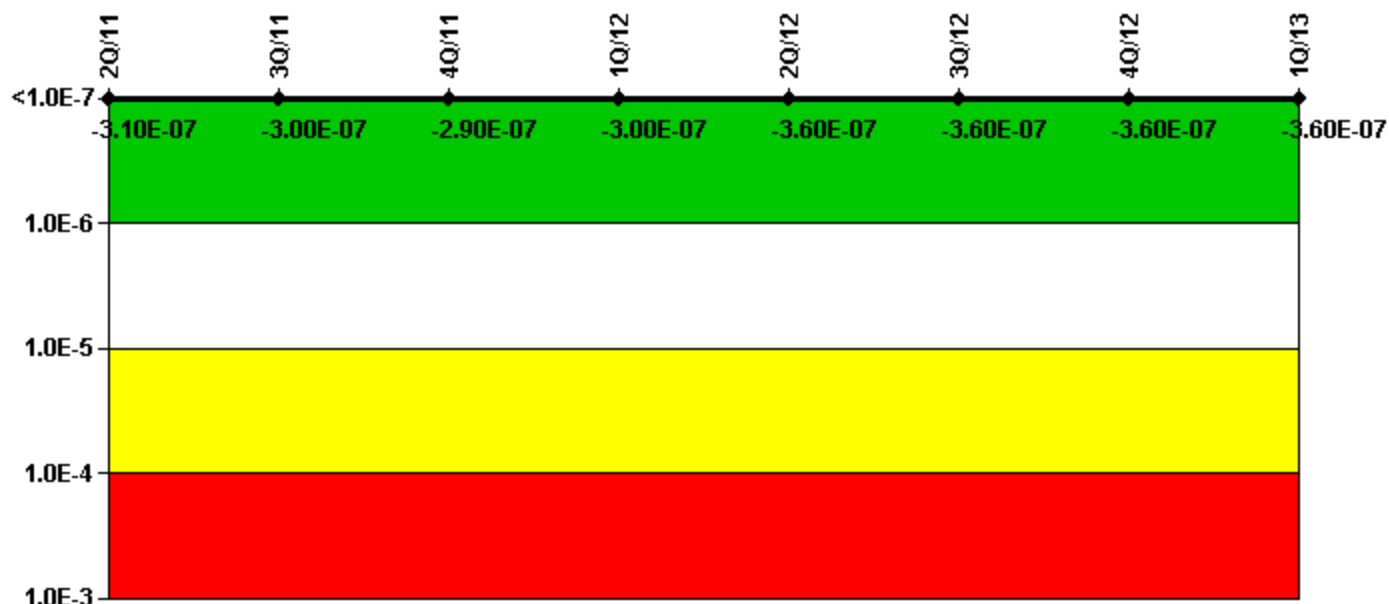
Licensee Comments:

1Q/13: LER 13-001, Loss of Secondary Containment Function

2Q/12: LER 2012-001

4Q/11: LER 2011-01, Loss of the High Pressure Coolant Injection system due to an inoperable minimum flow valve.

### Mitigating Systems Performance Index, Emergency AC Power System



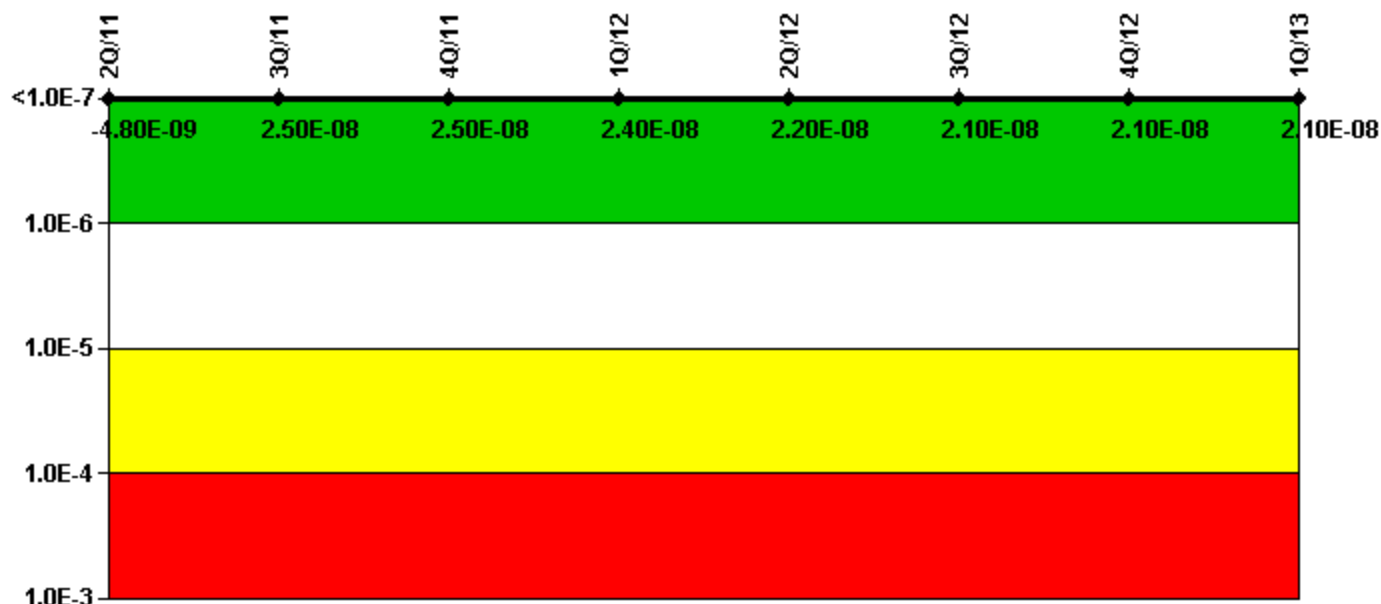
Thresholds: White > 1.00E-6 Yellow > 1.00E-5 Red > 1.00E-4

#### Notes

Mitigating Systems Performance Index, Emergency AC Power System	2Q/11	3Q/11	4Q/11	1Q/12	2Q/12	3Q/12	4Q/12	1Q/13
UAI (ΔCDF)	-5.60E-09	1.40E-09	5.00E-10	-4.61E-09	-4.99E-09	-4.30E-09	-3.57E-09	-4.04E-09
URI (ΔCDF)	-3.00E-07	-3.01E-07	-2.95E-07	-2.99E-07	-3.57E-07	-3.61E-07	-3.58E-07	-3.55E-07
PLE	NO	NO	NO	NO	NO	NO	NO	NO
Indicator value	<b>-3.10E-07</b>	<b>-3.00E-07</b>	<b>-2.90E-07</b>	<b>-3.00E-07</b>	<b>-3.60E-07</b>	<b>-3.60E-07</b>	<b>-3.60E-07</b>	<b>-3.60E-07</b>

Licensee Comments: none

### Mitigating Systems Performance Index, High Pressure Injection System



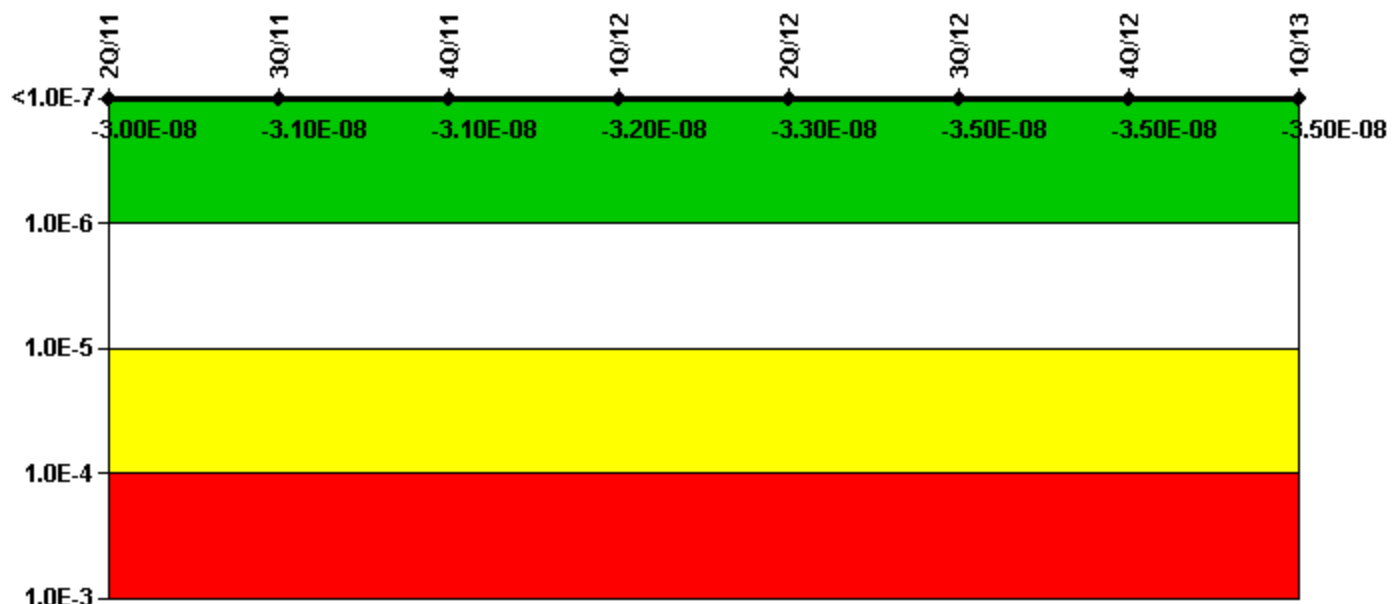
Thresholds: White > 1.00E-6 Yellow > 1.00E-5 Red > 1.00E-4

#### Notes

Mitigating Systems Performance Index, High Pressure Injection System	2Q/11	3Q/11	4Q/11	1Q/12	2Q/12	3Q/12	4Q/12	1Q/13
UAI ( $\Delta$ CDF)	-1.24E-10	5.29E-09	4.06E-09	4.07E-09	4.13E-09	4.38E-09	4.49E-09	4.47E-09
URI ( $\Delta$ CDF)	-4.63E-09	2.01E-08	2.10E-08	1.96E-08	1.82E-08	1.65E-08	1.65E-08	1.65E-08
PLE	NO	NO	NO	NO	NO	NO	NO	NO
Indicator value	-4.80E-09	2.50E-08	2.50E-08	2.40E-08	2.20E-08	2.10E-08	2.10E-08	2.10E-08

Licensee Comments: none

### Mitigating Systems Performance Index, Heat Removal System



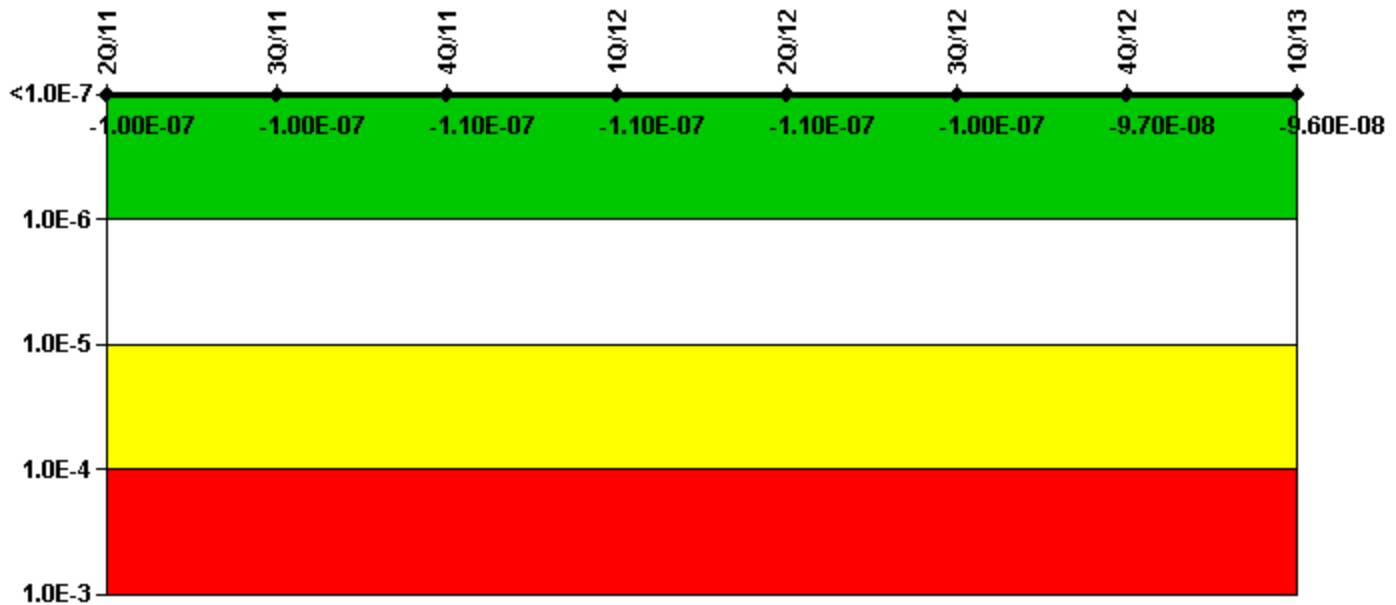
Thresholds: White > 1.00E-6 Yellow > 1.00E-5 Red > 1.00E-4

#### Notes

Mitigating Systems Performance Index, Heat Removal System	2Q/11	3Q/11	4Q/11	1Q/12	2Q/12	3Q/12	4Q/12	1Q/13
UAI ( $\Delta$ CDF)	-2.37E-09	-2.37E-09	-2.37E-09	-2.37E-09	-2.73E-09	-2.72E-09	-2.72E-09	-2.72E-09
URI ( $\Delta$ CDF)	-2.74E-08	-2.82E-08	-2.89E-08	-2.97E-08	-3.04E-08	-3.18E-08	-3.18E-08	-3.18E-08
PLE	NO	NO	NO	NO	NO	NO	NO	NO
Indicator value	-3.00E-08	-3.10E-08	-3.10E-08	-3.20E-08	-3.30E-08	-3.50E-08	-3.50E-08	-3.50E-08

Licensee Comments: none

### Mitigating Systems Performance Index, Residual Heat Removal System



Thresholds: White > 1.00E-6 Yellow > 1.00E-5 Red > 1.00E-4

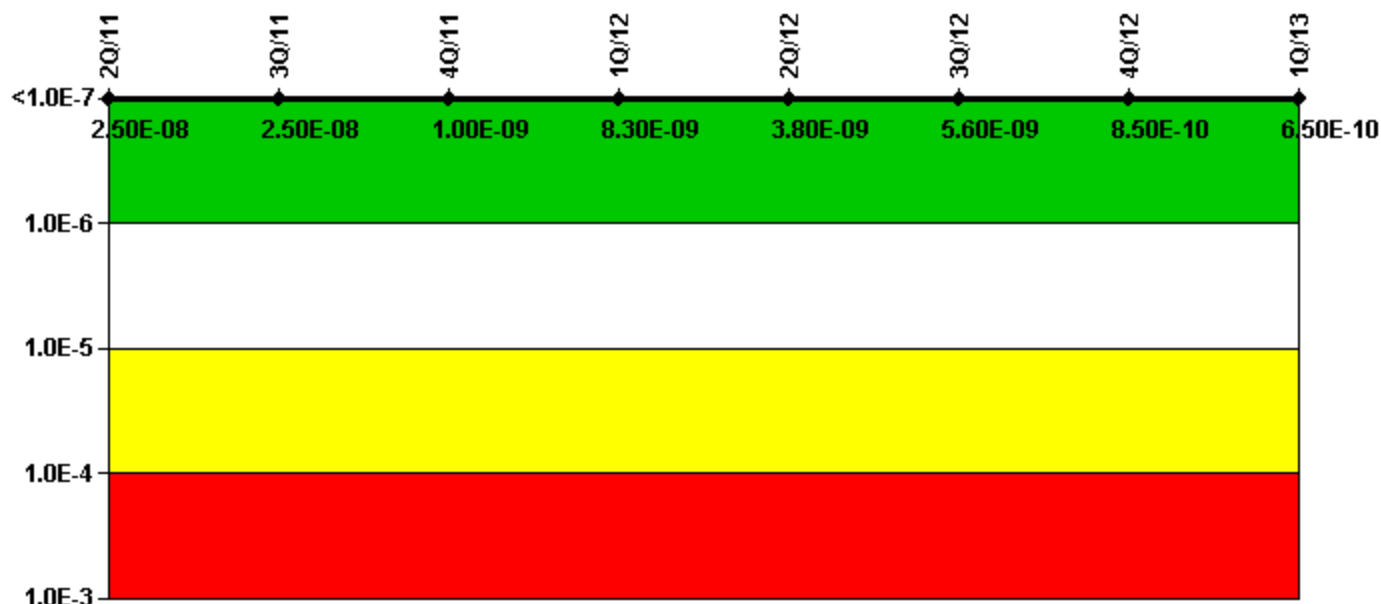
#### Notes

Mitigating Systems Performance Index, Residual Heat Removal System	2Q/11	3Q/11	4Q/11	1Q/12	2Q/12	3Q/12	4Q/12	1Q/13
UAI ( $\Delta$ CDF)	5.41E-09	6.79E-09	-4.23E-09	2.75E-09	3.28E-09	4.46E-09	1.13E-08	1.20E-08
URI ( $\Delta$ CDF)	-1.08E-07	-1.08E-07	-1.08E-07	-1.08E-07	-1.08E-07	-1.08E-07	-1.08E-07	-1.08E-07
PLE	NO	NO	NO	NO	NO	NO	NO	NO
Indicator value	-1.00E-07	-1.00E-07	-1.10E-07	-1.10E-07	-1.10E-07	-1.00E-07	-9.70E-08	-9.60E-08

Licensee Comments: none



### Mitigating Systems Performance Index, Cooling Water Systems



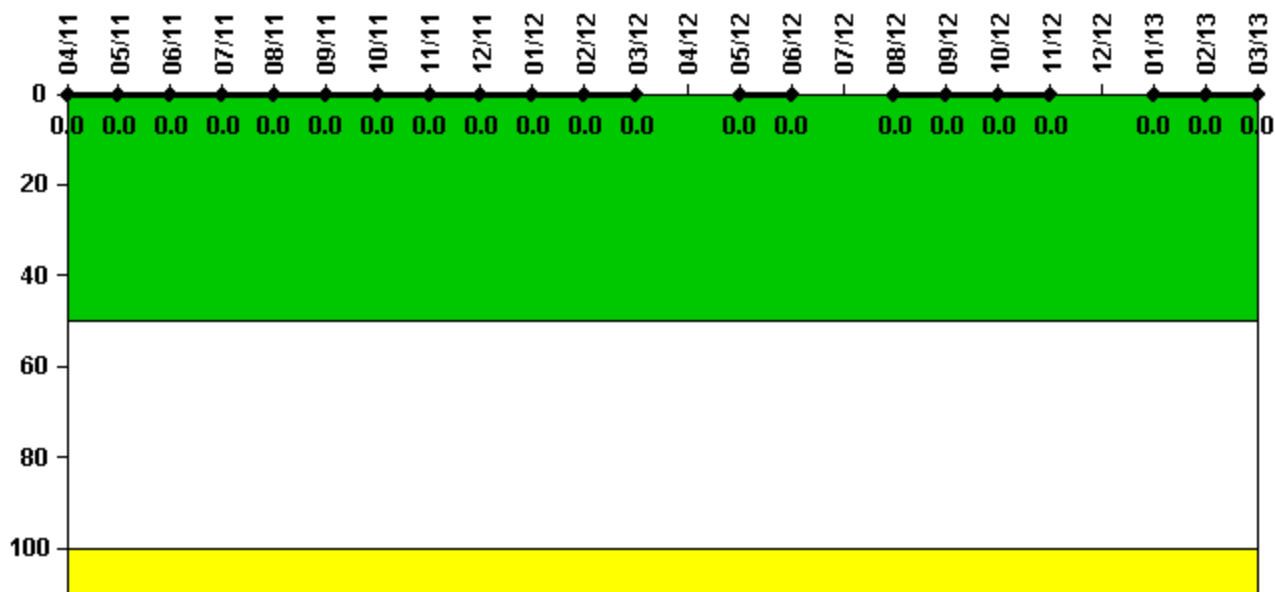
Thresholds: White > 1.00E-6 Yellow > 1.00E-5 Red > 1.00E-4

#### Notes

Mitigating Systems Performance Index, Cooling Water Systems	2Q/11	3Q/11	4Q/11	1Q/12	2Q/12	3Q/12	4Q/12	1Q/13
UAI ( $\Delta$ CDF)	3.83E-08	3.83E-08	1.39E-08	2.12E-08	1.67E-08	1.84E-08	1.37E-08	1.35E-08
URI ( $\Delta$ CDF)	-1.28E-08	-1.29E-08	-1.29E-08	-1.29E-08	-1.28E-08	-1.29E-08	-1.29E-08	-1.29E-08
PLE	NO	NO	NO	NO	NO	NO	NO	NO
Indicator value	2.50E-08	2.50E-08	1.00E-09	8.30E-09	3.80E-09	5.60E-09	8.50E-10	6.50E-10

Licensee Comments: none

### Reactor Coolant System Activity



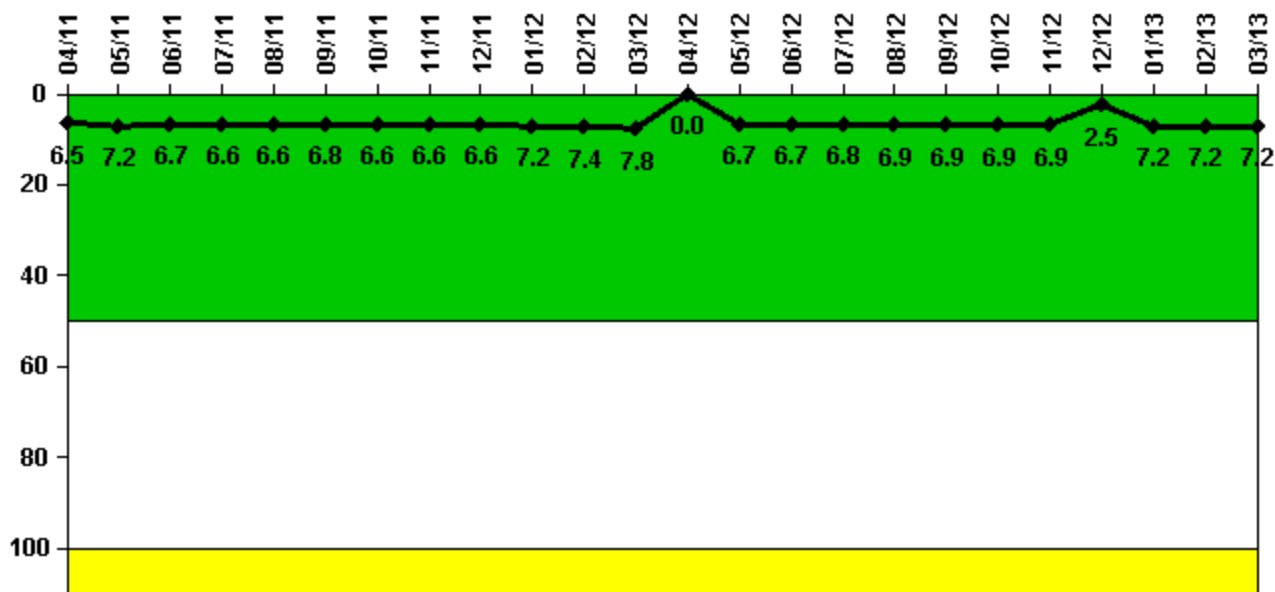
Thresholds: White > 50.0 Yellow > 100.0

#### Notes

Reactor Coolant System Activity	4/11	5/11	6/11	7/11	8/11	9/11	10/11	11/11	12/11	1/12	2/12	3/12
Maximum activity	0.000019	0.000017	0.000014	0.000016	0.000011	0.000006	0.000023	0.000025	0.000027	0.000028	0.000031	0.000025
Technical specification limit	0.2	0.2	0.2	0.2	0.2	0.2	0.2	0.2	0.2	0.2	0.2	0.2
Indicator value	0	0	0	0	0	0	0	0	0	0	0	0
Reactor Coolant System Activity	4/12	5/12	6/12	7/12	8/12	9/12	10/12	11/12	12/12	1/13	2/13	3/13
Maximum activity	N/A	0.000028	0.000015	N/A	0.000015	0.000016	0.000018	0.000018	N/A	0.000021	0.000020	0.000019
Technical specification limit	0.2	0.2	0.2	0.2	0.2	0.2	0.2	0.2	0.2	0.2	0.2	0.2
Indicator value	N/A	0	0	N/A	0	0	0	0	N/A	0	0	0

Licensee Comments: none

### Reactor Coolant System Leakage



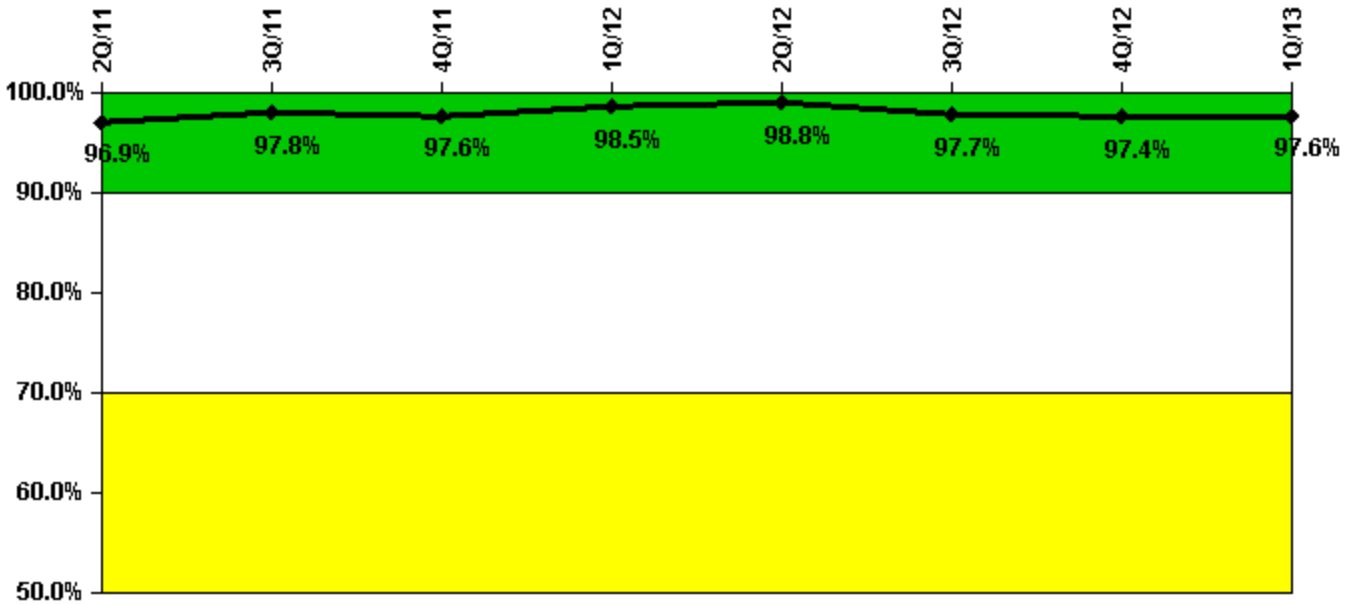
Thresholds: White > 50.0 Yellow > 100.0

#### Notes

Reactor Coolant System Leakage	4/11	5/11	6/11	7/11	8/11	9/11	10/11	11/11	12/11	1/12	2/12	3/12
Maximum leakage	1.630	1.790	1.680	1.660	1.660	1.690	1.660	1.660	1.660	1.790	1.840	1.950
Technical specification limit	25.0	25.0	25.0	25.0	25.0	25.0	25.0	25.0	25.0	25.0	25.0	25.0
Indicator value	6.5	7.2	6.7	6.6	6.6	6.8	6.6	6.6	6.6	7.2	7.4	7.8
Reactor Coolant System Leakage	4/12	5/12	6/12	7/12	8/12	9/12	10/12	11/12	12/12	1/13	2/13	3/13
Maximum leakage	0	1.680	1.670	1.710	1.720	1.720	1.730	1.730	0.630	1.800	1.800	1.810
Technical specification limit	25.0	25.0	25.0	25.0	25.0	25.0	25.0	25.0	25.0	25.0	25.0	25.0
Indicator value	0	6.7	6.7	6.8	6.9	6.9	6.9	6.9	2.5	7.2	7.2	7.2

Licensee Comments: none

### Drill/Exercise Performance



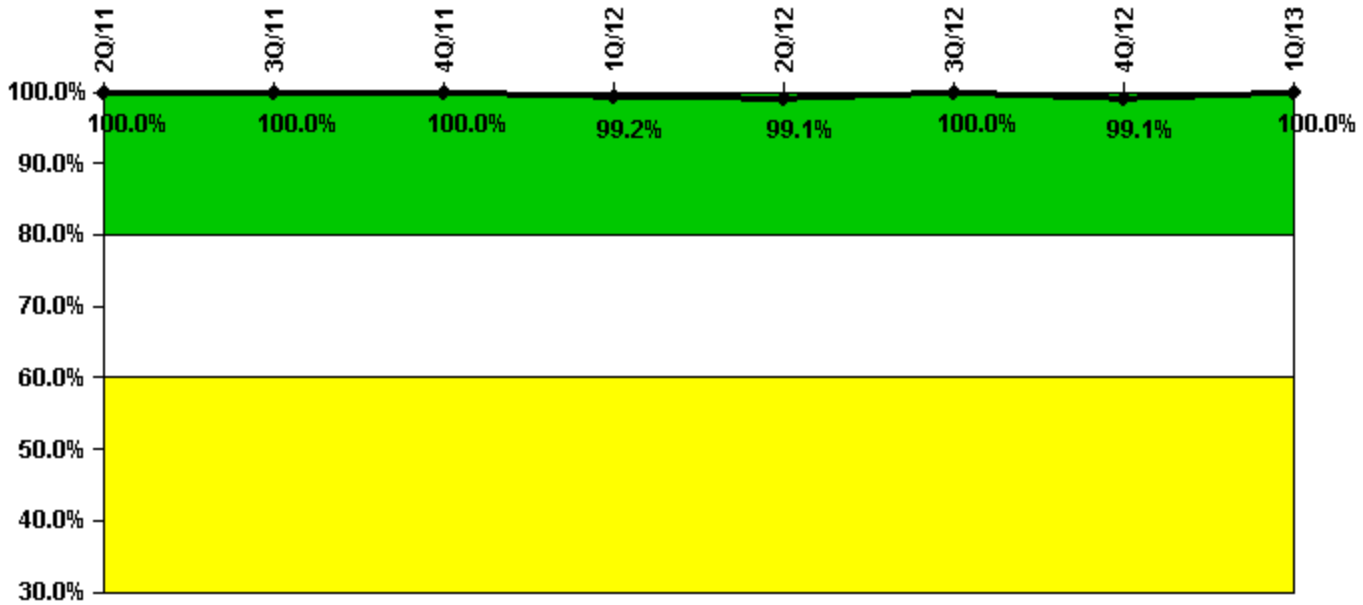
Thresholds: White < 90.0% Yellow < 70.0%

#### Notes

Drill/Exercise Performance	2Q/11	3Q/11	4Q/11	1Q/12	2Q/12	3Q/12	4Q/12	1Q/13
Successful opportunities	31.0	46.0	30.0	6.0	10.0	50.0	34.0	42.0
Total opportunities	31.0	46.0	31.0	6.0	10.0	53.0	35.0	43.0
Indicator value	96.9%	97.8%	97.6%	98.5%	98.8%	97.7%	97.4%	97.6%

Licensee Comments: none

### ERO Drill Participation



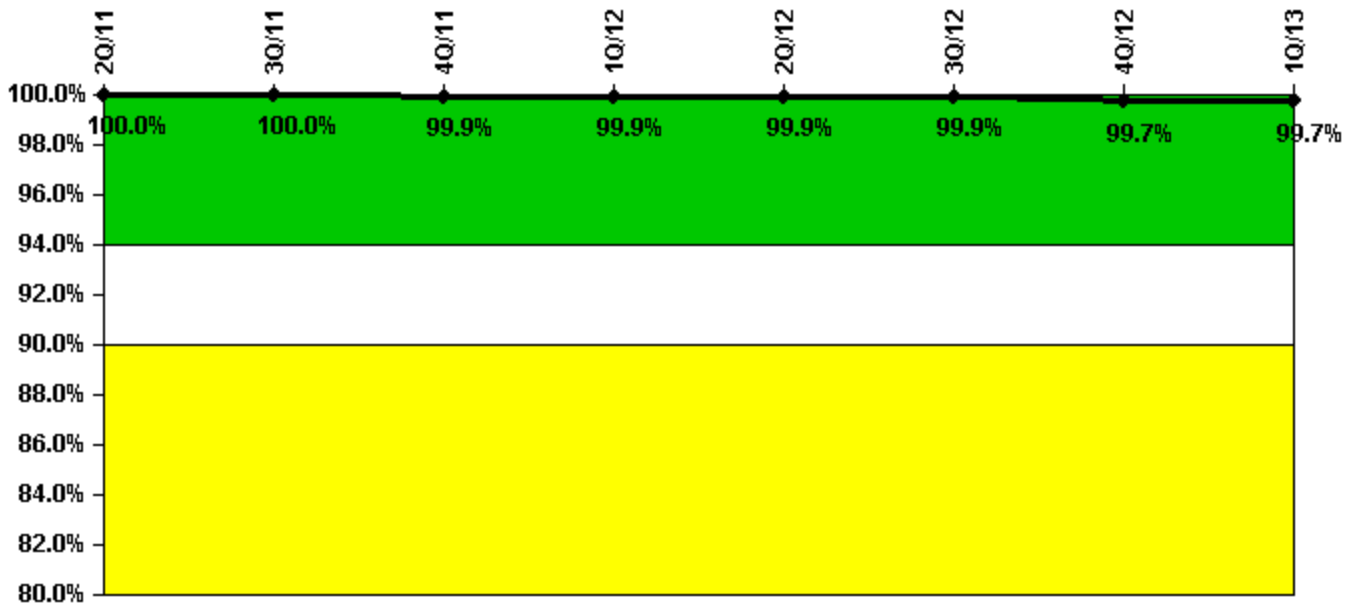
Thresholds: White < 80.0% Yellow < 60.0%

#### Notes

ERO Drill Participation	2Q/11	3Q/11	4Q/11	1Q/12	2Q/12	3Q/12	4Q/12	1Q/13
Participating Key personnel	120.0	121.0	119.0	118.0	116.0	115.0	116.0	116.0
Total Key personnel	120.0	121.0	119.0	119.0	117.0	115.0	117.0	116.0
Indicator value	100.0%	100.0%	100.0%	99.2%	99.1%	100.0%	99.1%	100.0%

Licensee Comments: none

### Alert & Notification System



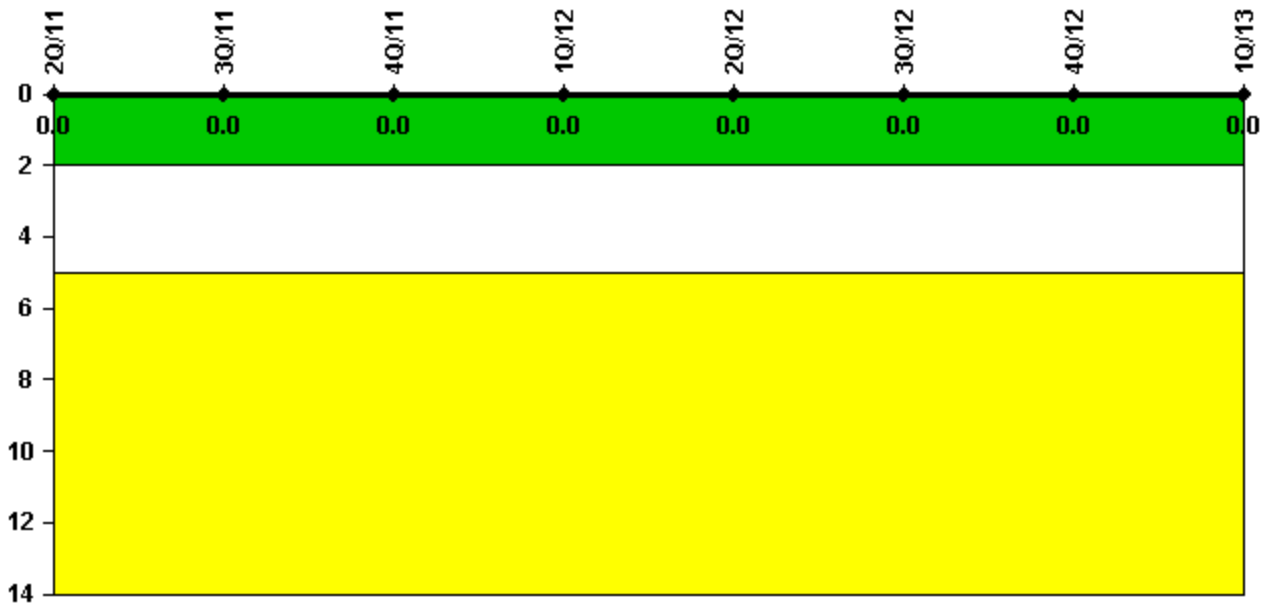
Thresholds: White < 94.0% Yellow < 90.0%

#### Notes

Alert & Notification System	2Q/11	3Q/11	4Q/11	1Q/12	2Q/12	3Q/12	4Q/12	1Q/13
Successful siren-tests	186	186	123	186	186	186	184	186
Total sirens-tests	186	186	124	186	186	186	186	186
Indicator value	100.0%	100.0%	99.9%	99.9%	99.9%	99.9%	99.7%	99.7%

Licensee Comments: none

### Occupational Exposure Control Effectiveness



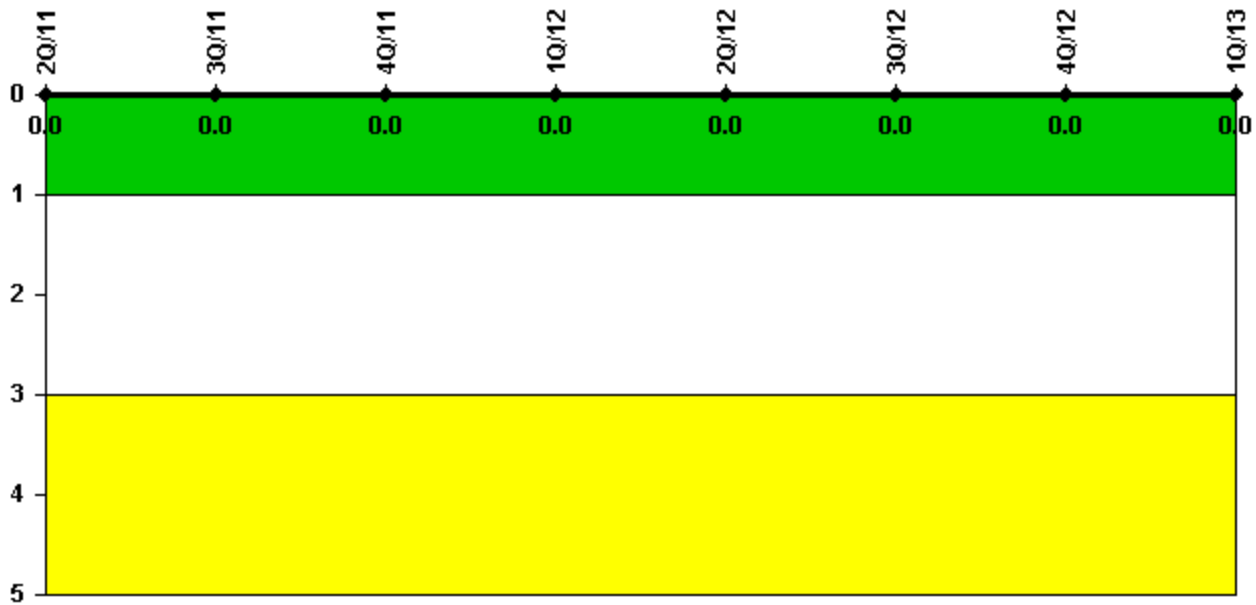
Thresholds: White > 2.0 Yellow > 5.0

#### Notes

Occupational Exposure Control Effectiveness	2Q/11	3Q/11	4Q/11	1Q/12	2Q/12	3Q/12	4Q/12	1Q/13
High radiation area occurrences	0	0	0	0	0	0	0	0
Very high radiation area occurrences	0	0	0	0	0	0	0	0
Unintended exposure occurrences	0	0	0	0	0	0	0	0
<b>Indicator value</b>	<b>0</b>	<b>0</b>	<b>0</b>	<b>0</b>	<b>0</b>	<b>0</b>	<b>0</b>	<b>0</b>

Licensee Comments: none

### RETS/ODCM Radiological Effluent



Thresholds: White > 1.0 Yellow > 3.0

#### Notes

RETS/ODCM Radiological Effluent	2Q/11	3Q/11	4Q/11	1Q/12	2Q/12	3Q/12	4Q/12	1Q/13
RETS/ODCM occurrences	0	0	0	0	0	0	0	0
Indicator value	0	0	0	0	0	0	0	0

Licensee Comments: none

Although the Security Cornerstone is included in the Reactor Oversight Process assessment program, the Commission has decided that specific information related to findings and performance indicators pertaining to the Security Cornerstone will not be publicly available to ensure that security information is not provided to a possible adversary. Other than the fact that a finding or performance indicator is Green or Greater-Than-Green, security related information will not be displayed on the public web page.



 [Action Matrix Summary](#) | [Inspection Findings Summary](#) | [PI Summary](#) | [Reactor Oversight Process](#)

*Last Modified: April 23, 2013*