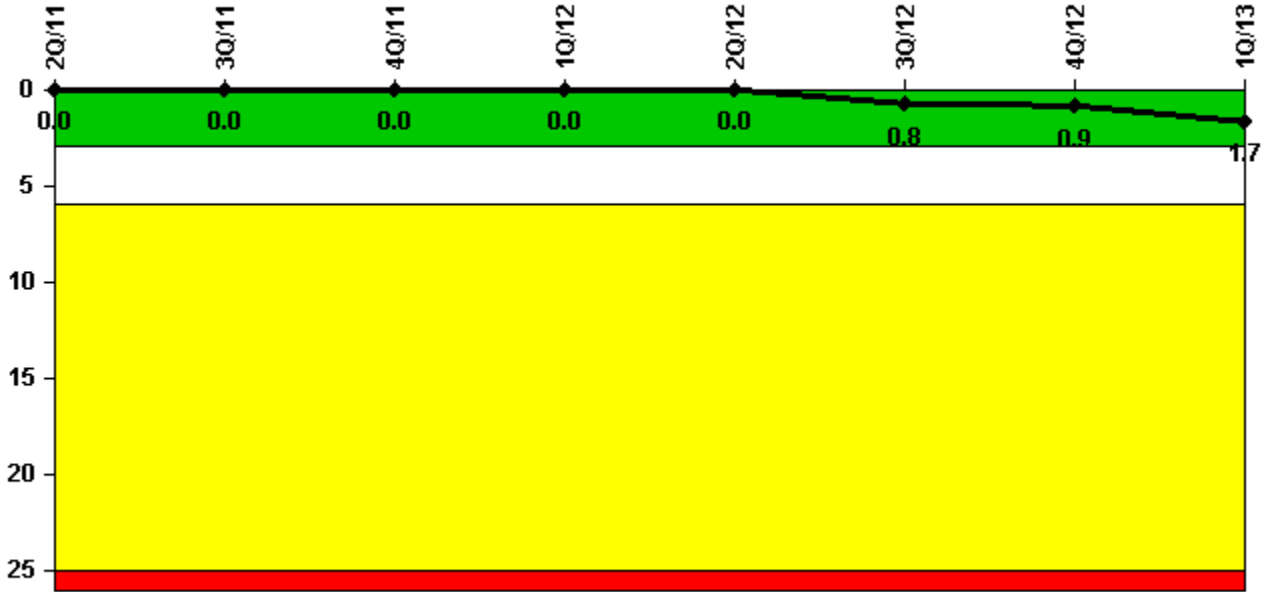


Arkansas Nuclear 2

1Q/2013 Performance Indicators

Licensee's General Comments: none

Unplanned Scrams per 7000 Critical Hrs



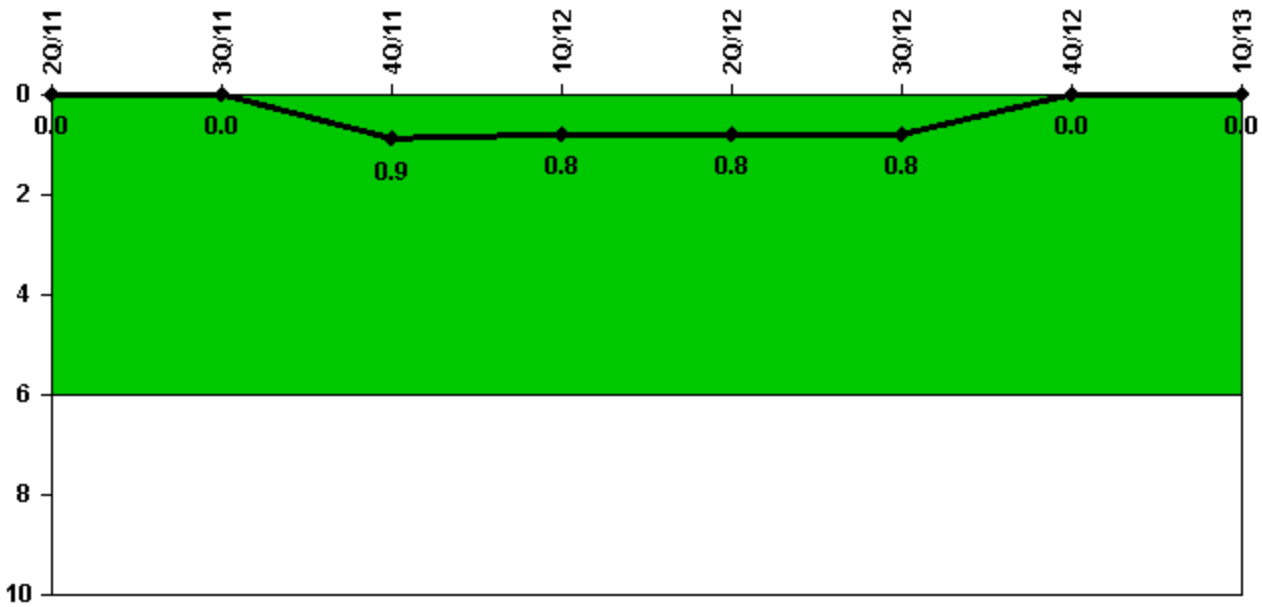
Thresholds: White > 3.0 Yellow > 6.0 Red > 25.0

Notes

Unplanned Scrams per 7000 Critical Hrs	2Q/11	3Q/11	4Q/11	1Q/12	2Q/12	3Q/12	4Q/12	1Q/13
Unplanned scrams	0	0	0	0	0	1.0	0	1.0
Critical hours	2184.0	2208.0	2209.0	2183.0	2184.0	1755.3	1987.5	2142.8
Indicator value	0	0	0	0	0	0.8	0.9	1.7

Licensee Comments: none

Unplanned Power Changes per 7000 Critical Hrs



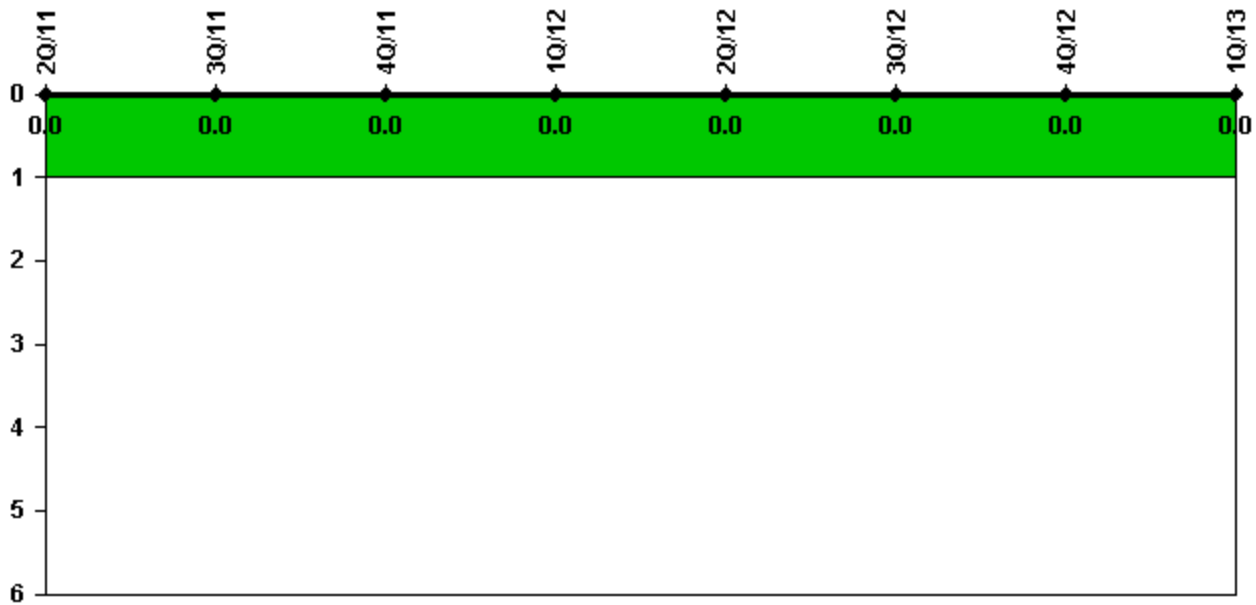
Thresholds: White > 6.0

Notes

Unplanned Power Changes per 7000 Critical Hrs	2Q/11	3Q/11	4Q/11	1Q/12	2Q/12	3Q/12	4Q/12	1Q/13
Unplanned power changes	0	0	1.0	0	0	0	0	0
Critical hours	2184.0	2208.0	2209.0	2183.0	2184.0	1755.3	1987.5	2142.8
Indicator value	0	0	0.9	0.8	0.8	0.8	0	0

Licensee Comments: none

Unplanned Scrams with Complications



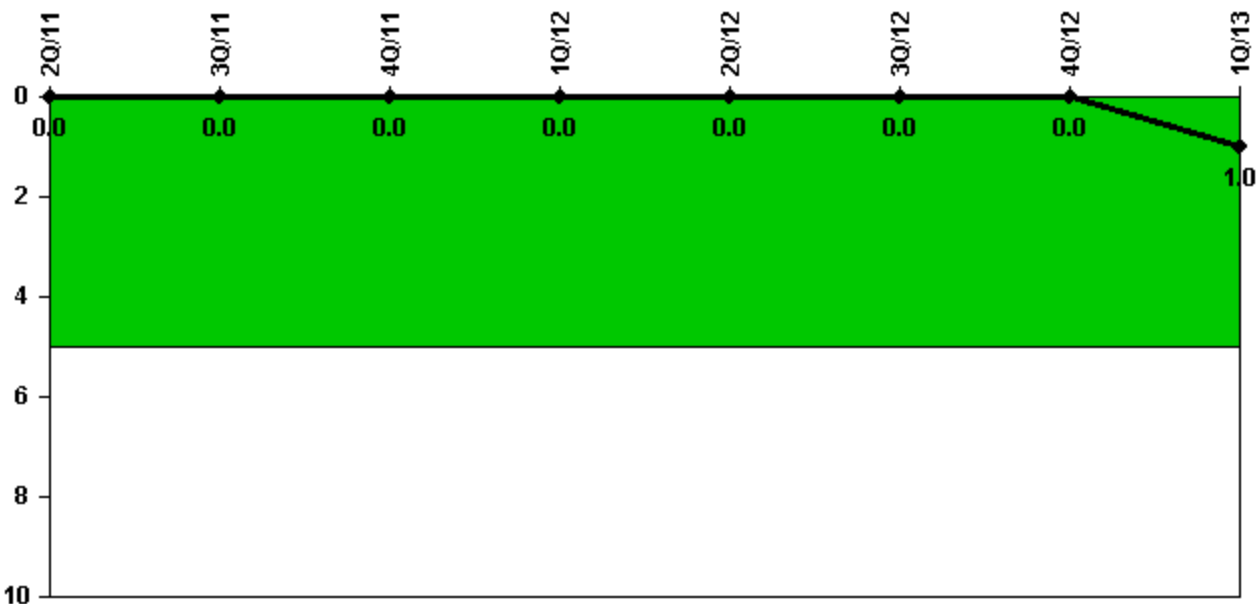
Thresholds: White > 1.0

Notes

Unplanned Scrams with Complications	2Q/11	3Q/11	4Q/11	1Q/12	2Q/12	3Q/12	4Q/12	1Q/13
Scrams with complications	0	0	0	0	0	0	0	0
Indicator value	0.0	0.0	0.0	0.0	0.0	0.0	0.0	0.0

Licensee Comments: none

Safety System Functional Failures (PWR)



Thresholds: White > 5.0

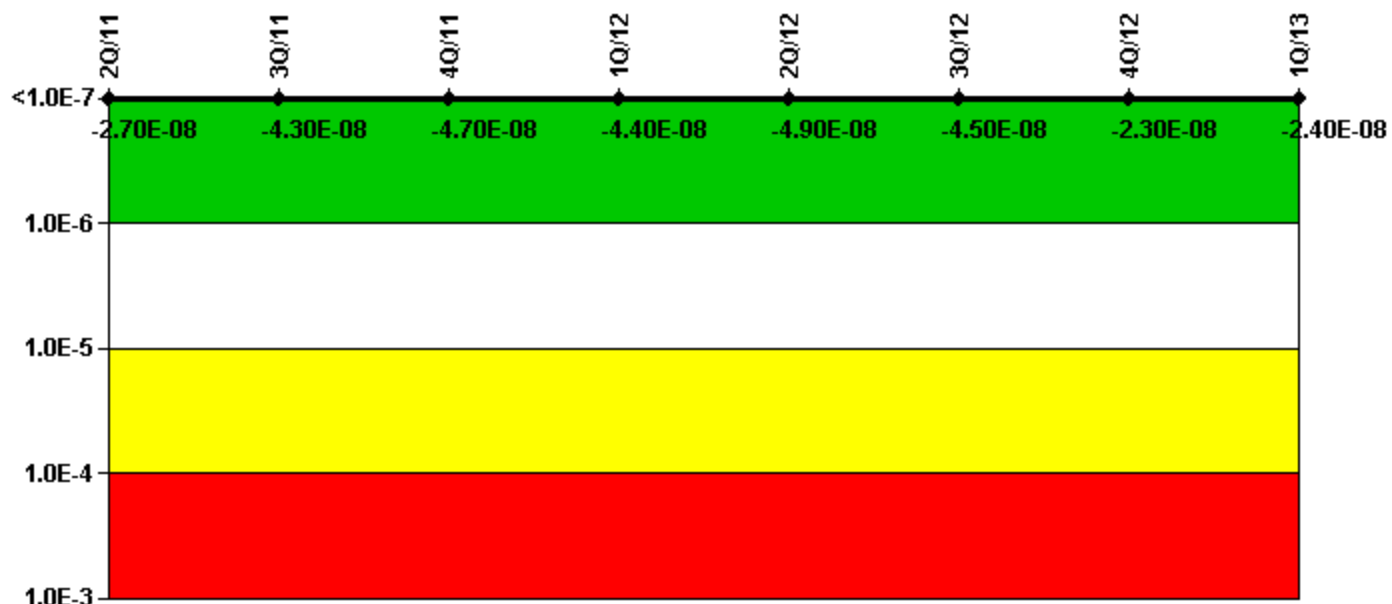
Notes

Safety System Functional Failures (PWR)	2Q/11	3Q/11	4Q/11	1Q/12	2Q/12	3Q/12	4Q/12	1Q/13
Safety System Functional Failures	0	0	0	0	0	0	0	1
Indicator value	0	0	0	0	0	0	0	1

Licensee Comments:

1Q/13: Licensee Event Report 50-368/2013-001-00 submitted in February, 2012.

Mitigating Systems Performance Index, Emergency AC Power System



Thresholds: White > 1.00E-6 Yellow > 1.00E-5 Red > 1.00E-4

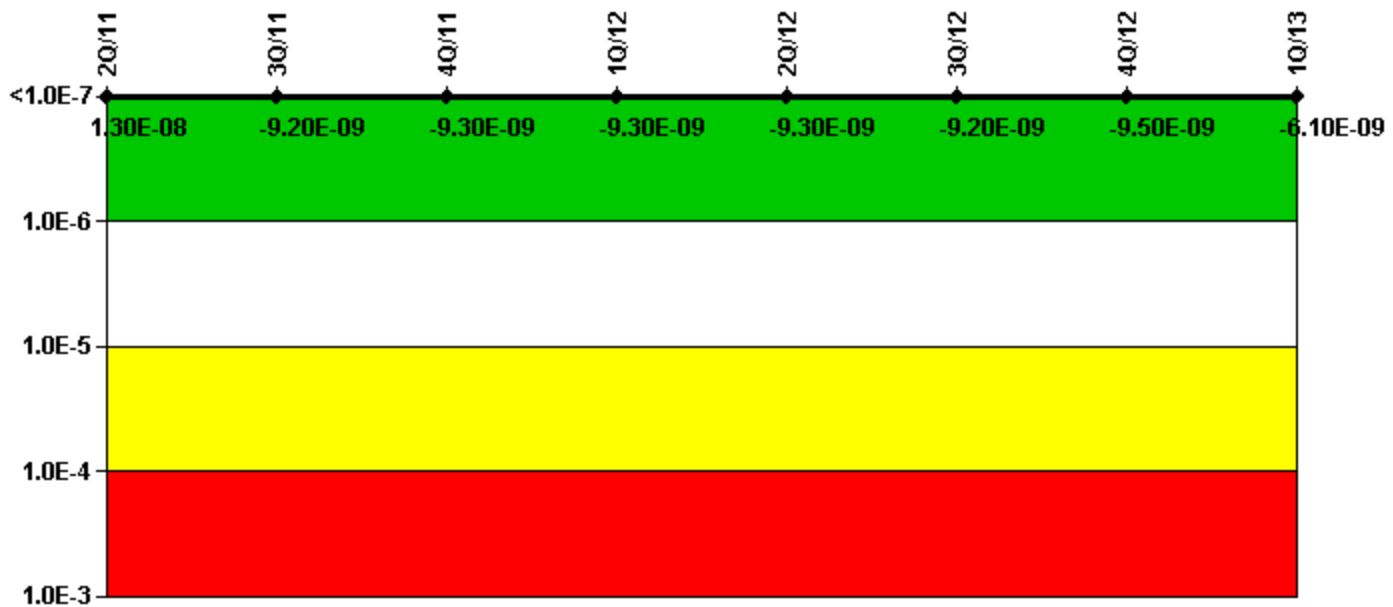
Notes

Mitigating Systems Performance Index, Emergency AC Power System	2Q/11	3Q/11	4Q/11	1Q/12	2Q/12	3Q/12	4Q/12	1Q/13
UAI (Δ CDF)	3.07E-08	1.56E-08	9.45E-09	9.14E-09	8.46E-09	8.38E-09	3.12E-08	3.13E-08
URI (Δ CDF)	-5.80E-08	-5.85E-08	-5.65E-08	-5.34E-08	-5.70E-08	-5.36E-08	-5.42E-08	-5.53E-08
PLE	NO	NO	NO	NO	NO	NO	NO	NO
Indicator value	-2.70E-08	-4.30E-08	-4.70E-08	-4.40E-08	-4.90E-08	-4.50E-08	-2.30E-08	-2.40E-08

Licensee Comments:

1Q/12: The ANO-2 MSPI Basis Document was revised in the 1Q2012 to add the Emergency Diesel Generator (EDG) fuel oil transfer pumps to the scope of the EDG supercomponent boundary. There were no MSPI coefficient changes required as a result of this revision.

Mitigating Systems Performance Index, High Pressure Injection System



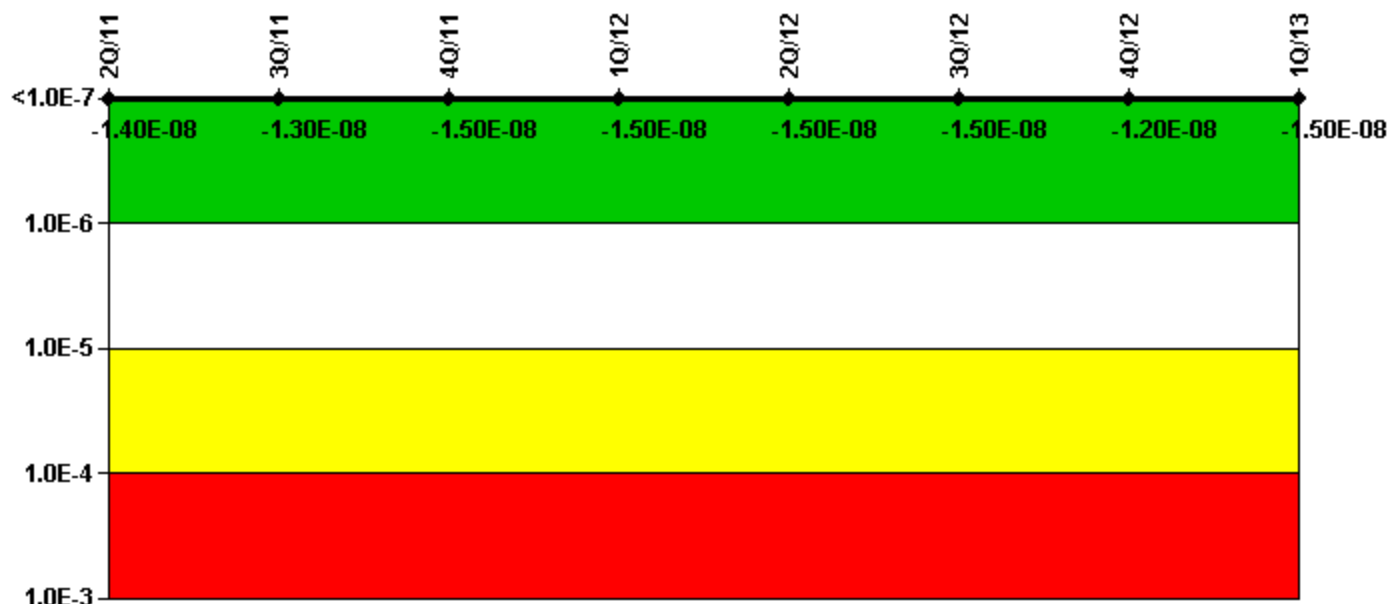
Thresholds: White > 1.00E-6 Yellow > 1.00E-5 Red > 1.00E-4

Notes

Mitigating Systems Performance Index, High Pressure Injection System	2Q/11	3Q/11	4Q/11	1Q/12	2Q/12	3Q/12	4Q/12	1Q/13
UAI (Δ CDF)	-4.55E-09	-4.59E-09	-4.59E-09	-4.59E-09	-4.59E-09	-4.59E-09	-4.59E-09	-1.06E-09
URI (Δ CDF)	1.79E-08	-4.60E-09	-4.69E-09	-4.73E-09	-4.76E-09	-4.58E-09	-4.94E-09	-5.02E-09
PLE	NO	NO	NO	NO	NO	NO	NO	NO
Indicator value	1.30E-08	-9.20E-09	-9.30E-09	-9.30E-09	-9.30E-09	-9.20E-09	-9.50E-09	-6.10E-09

Licensee Comments: none

Mitigating Systems Performance Index, Heat Removal System



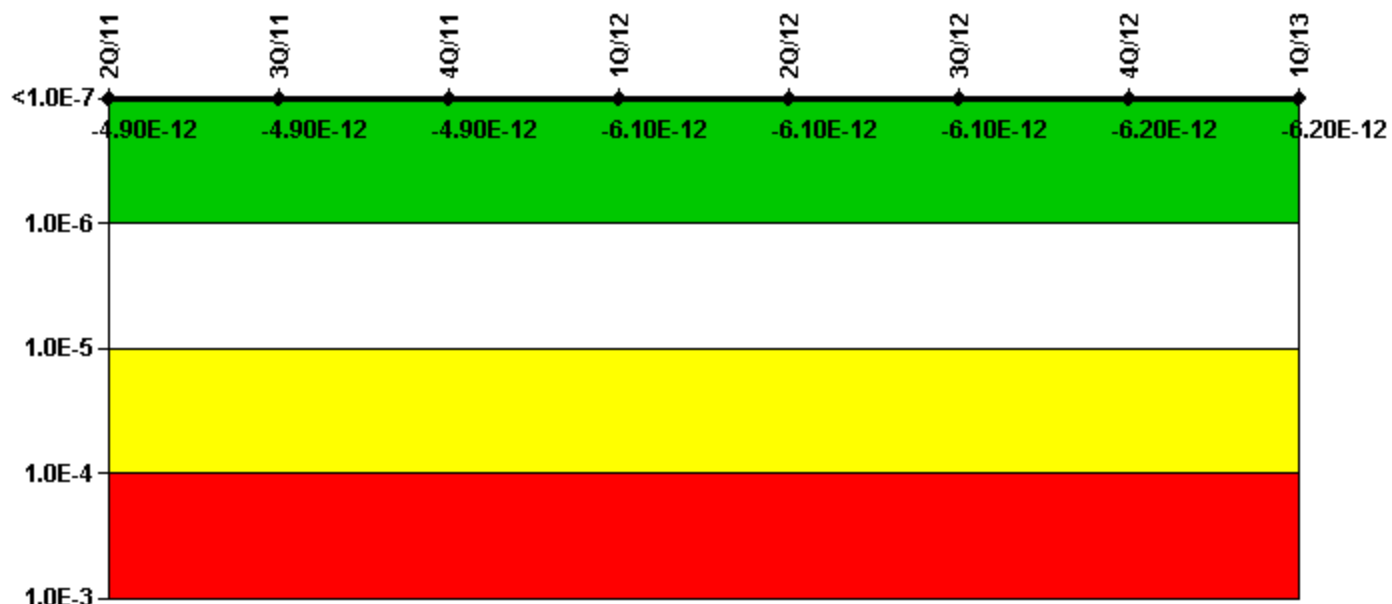
Thresholds: White > 1.00E-6 Yellow > 1.00E-5 Red > 1.00E-4

Notes

Mitigating Systems Performance Index, Heat Removal System	2Q/11	3Q/11	4Q/11	1Q/12	2Q/12	3Q/12	4Q/12	1Q/13
UAI (Δ CDF)	-5.59E-10	1.19E-10	-1.52E-09	-1.29E-09	-2.12E-09	-2.16E-09	1.15E-09	-2.04E-09
URI (Δ CDF)	-1.30E-08	-1.34E-08	-1.34E-08	-1.35E-08	-1.33E-08	-1.32E-08	-1.31E-08	-1.33E-08
PLE	NO	NO	NO	NO	NO	NO	NO	NO
Indicator value	-1.40E-08	-1.30E-08	-1.50E-08	-1.50E-08	-1.50E-08	-1.50E-08	-1.20E-08	-1.50E-08

Licensee Comments: none

Mitigating Systems Performance Index, Residual Heat Removal System




Thresholds: White > 1.00E-6 Yellow > 1.00E-5 Red > 1.00E-4

Notes

Mitigating Systems Performance Index, Residual Heat Removal System	2Q/11	3Q/11	4Q/11	1Q/12	2Q/12	3Q/12	4Q/12	1Q/13
UAI (Δ CDF)	-3.23E-12	-3.23E-12	-3.23E-12	-4.49E-12	-4.49E-12	-4.49E-12	-4.49E-12	-4.49E-12
URI (Δ CDF)	-1.62E-12	-1.62E-12	-1.62E-12	-1.66E-12	-1.66E-12	-1.59E-12	-1.73E-12	-1.76E-12
PLE	NO	NO	NO	NO	NO	NO	NO	NO
Indicator value	-4.90E-12	-4.90E-12	-4.90E-12	-6.10E-12	-6.10E-12	-6.10E-12	-6.20E-12	-6.20E-12

Licensee Comments: none

Mitigating Systems Performance Index, Cooling Water Systems



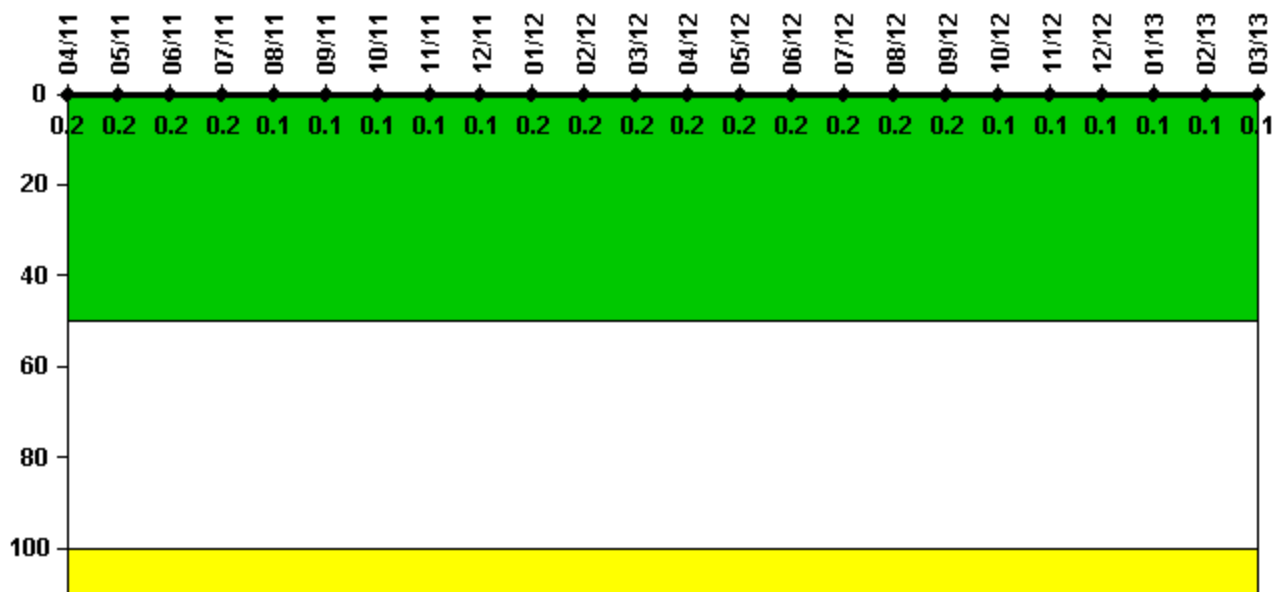
Thresholds: White > 1.00E-6 Yellow > 1.00E-5 Red > 1.00E-4

Notes

Mitigating Systems Performance Index, Cooling Water Systems	2Q/11	3Q/11	4Q/11	1Q/12	2Q/12	3Q/12	4Q/12	1Q/13
UAI (Δ CDF)	0.00E+00	0.00E+00	0.00E+00	0.00E+00	0.00E+00	0.00E+00	0.00E+00	0.00E+00
URI (Δ CDF)	-6.66E-08	-6.52E-08	-6.54E-08	-6.54E-08	-6.40E-08	-6.32E-08	-6.40E-08	-6.45E-08
PLE	NO	NO	NO	NO	NO	NO	NO	NO
Indicator value	-6.70E-08	-6.50E-08	-6.50E-08	-6.50E-08	-6.40E-08	-6.30E-08	-6.40E-08	-6.40E-08

Licensee Comments: none

Reactor Coolant System Activity



Thresholds: White > 50.0 Yellow > 100.0

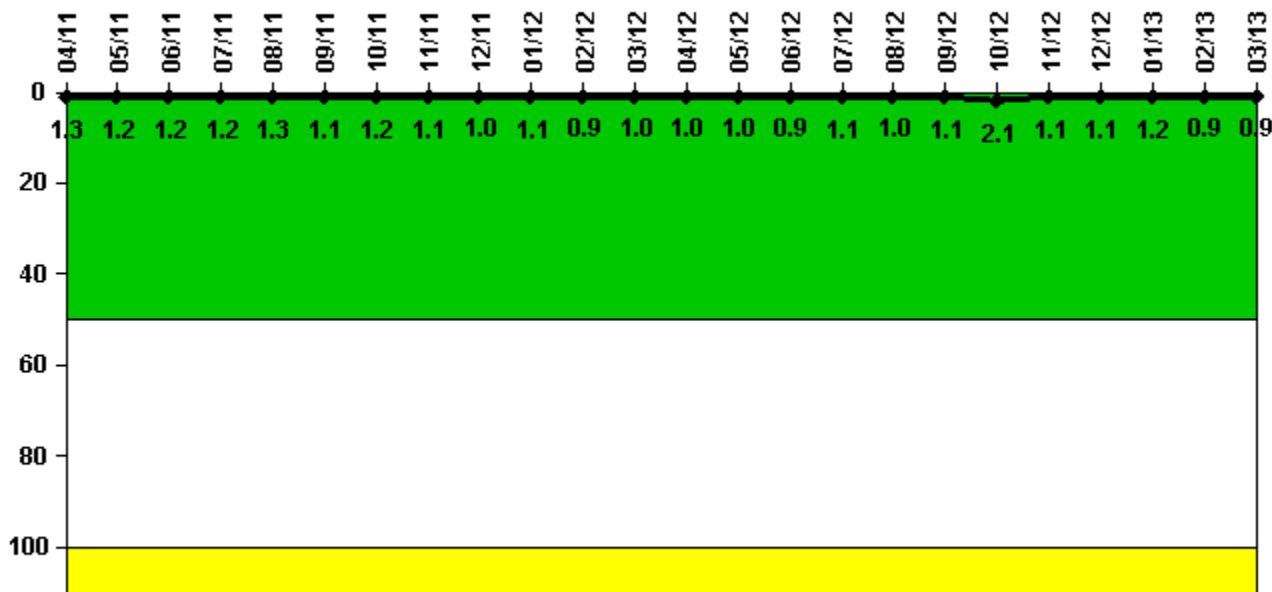
Notes

Reactor Coolant System Activity	4/11	5/11	6/11	7/11	8/11	9/11	10/11	11/11	12/11	1/12	2/12	3/12
Maximum activity	0.001920	0.002030	0.002090	0.002030	0.001350	0.001440	0.001440	0.001470	0.001450	0.001570	0.001580	0.001640
Technical specification limit	1.0	1.0	1.0	1.0	1.0	1.0	1.0	1.0	1.0	1.0	1.0	1.0
Indicator value	0.2	0.2	0.2	0.2	0.1	0.1	0.1	0.1	0.1	0.2	0.2	0.2

Reactor Coolant System Activity	4/12	5/12	6/12	7/12	8/12	9/12	10/12	11/12	12/12	1/13	2/13	3/13
Maximum activity	0.001650	0.001700	0.001710	0.001720	0.001780	0.001760	0.000649	0.000720	0.000747	0.000775	0.000820	0.000811
Technical specification limit	1.0	1.0	1.0	1.0	1.0	1.0	1.0	1.0	1.0	1.0	1.0	1.0
Indicator value	0.2	0.2	0.2	0.2	0.2	0.2	0.1	0.1	0.1	0.1	0.1	0.1

Licensee Comments: none

Reactor Coolant System Leakage



Thresholds: White > 50.0 Yellow > 100.0

Notes

Reactor Coolant System Leakage	4/11	5/11	6/11	7/11	8/11	9/11	10/11	11/11	12/11	1/12	2/12	3/12
Maximum leakage	0.126	0.118	0.124	0.115	0.126	0.111	0.115	0.110	0.102	0.105	0.093	0.095
Technical specification limit	10.0	10.0	10.0	10.0	10.0	10.0	10.0	10.0	10.0	10.0	10.0	10.0
Indicator value	1.3	1.2	1.2	1.2	1.3	1.1	1.2	1.1	1.0	1.1	0.9	1.0
Reactor Coolant System Leakage	4/12	5/12	6/12	7/12	8/12	9/12	10/12	11/12	12/12	1/13	2/13	3/13
Maximum leakage	0.100	0.096	0.094	0.105	0.102	0.106	0.212	0.113	0.114	0.123	0.092	0.090
Technical specification limit	10.0	10.0	10.0	10.0	10.0	10.0	10.0	10.0	10.0	10.0	10.0	10.0
Indicator value	1.0	1.0	0.9	1.1	1.0	1.1	2.1	1.1	1.1	1.2	0.9	0.9

Licensee Comments:

3/13: Total Leakage is being reported in lieu of Identified Leakage

12/12: Total Leakage is being reported in lieu of Identified Leakage.

9/12: Total Leakage is being reported in lieu of Identified Leakage.

6/12: Total Leakage is being reported in lieu of Identified Leakage

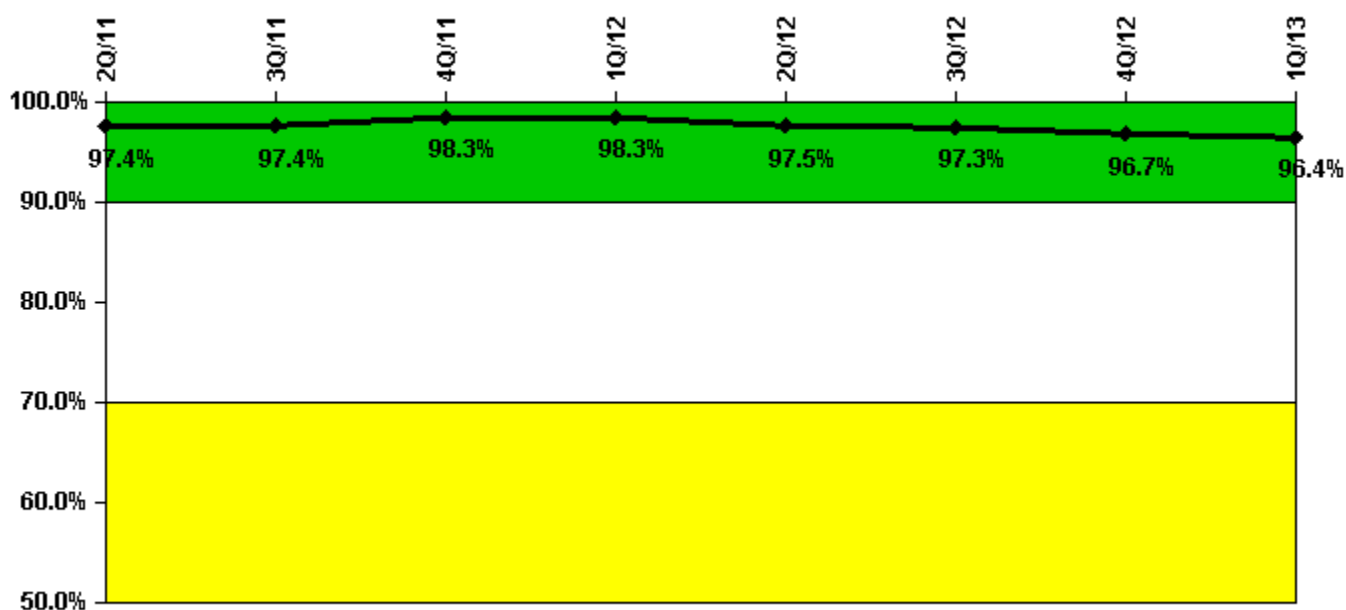
3/12: Total Leakage is being reported in lieu of Identified Leakage.

12/11: Total Leakage is being reported in lieu of Identified Leakage.

9/11: Total Leakage is being reported in lieu of Identified Leakage.

6/11: Total Leakage is being reported in lieu of Identified Leakage.

Drill/Exercise Performance



Thresholds: White < 90.0% Yellow < 70.0%

Notes

Drill/Exercise Performance	2Q/11	3Q/11	4Q/11	1Q/12	2Q/12	3Q/12	4Q/12	1Q/13
Successful opportunities	39.0	17.0	9.0	21.0	48.0	16.0	13.0	26.0
Total opportunities	40.0	17.0	10.0	21.0	50.0	16.0	15.0	27.0
Indicator value	97.4%	97.4%	98.3%	98.3%	97.5%	97.3%	96.7%	96.4%

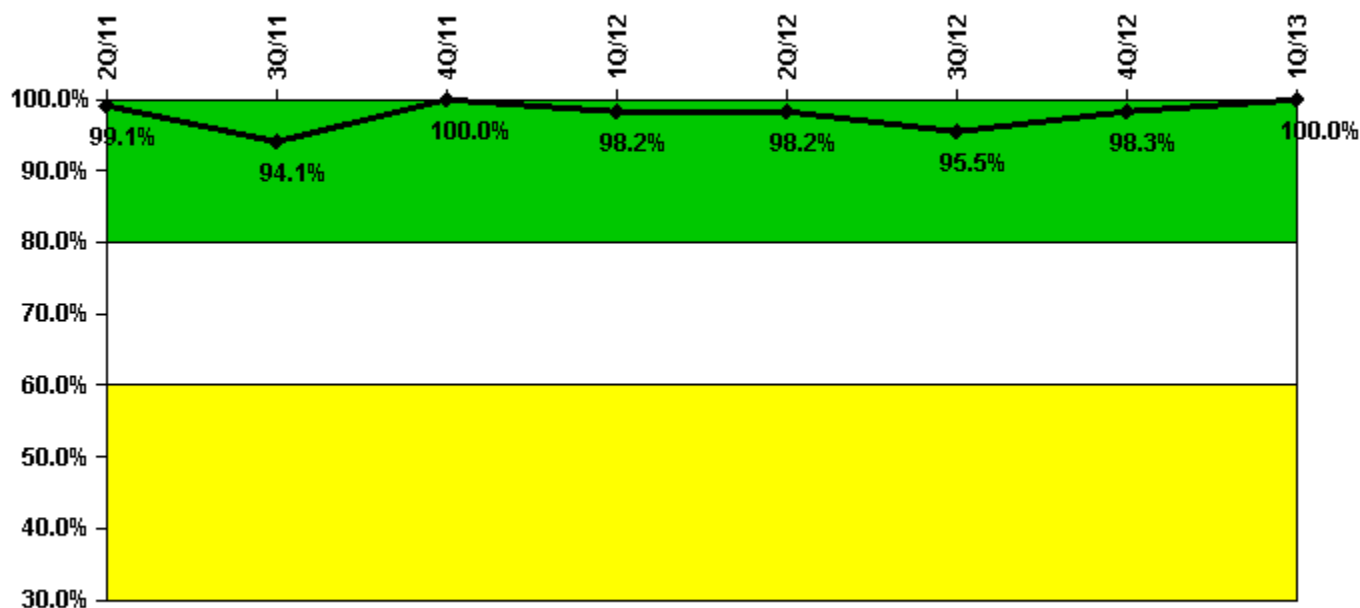
Licensee Comments:

3Q/11: The April 2011 ERO Drill Exercise Performance was revised with the 3rd quarter 2011 submittal. April Successful Drills and Total Drills were reduced from 11 each, to 10 each. This revision does not affect the indicator color.

2Q/11: The April 2011 ERO Drill Exercise Performance was revised with the 3rd quarter 2011 submittal. April

Successful Drills and Total Drills were reduced from 11 each, to 10 each. This revision does not affect the indicator color.

ERO Drill Participation



Thresholds: White < 80.0% Yellow < 60.0%

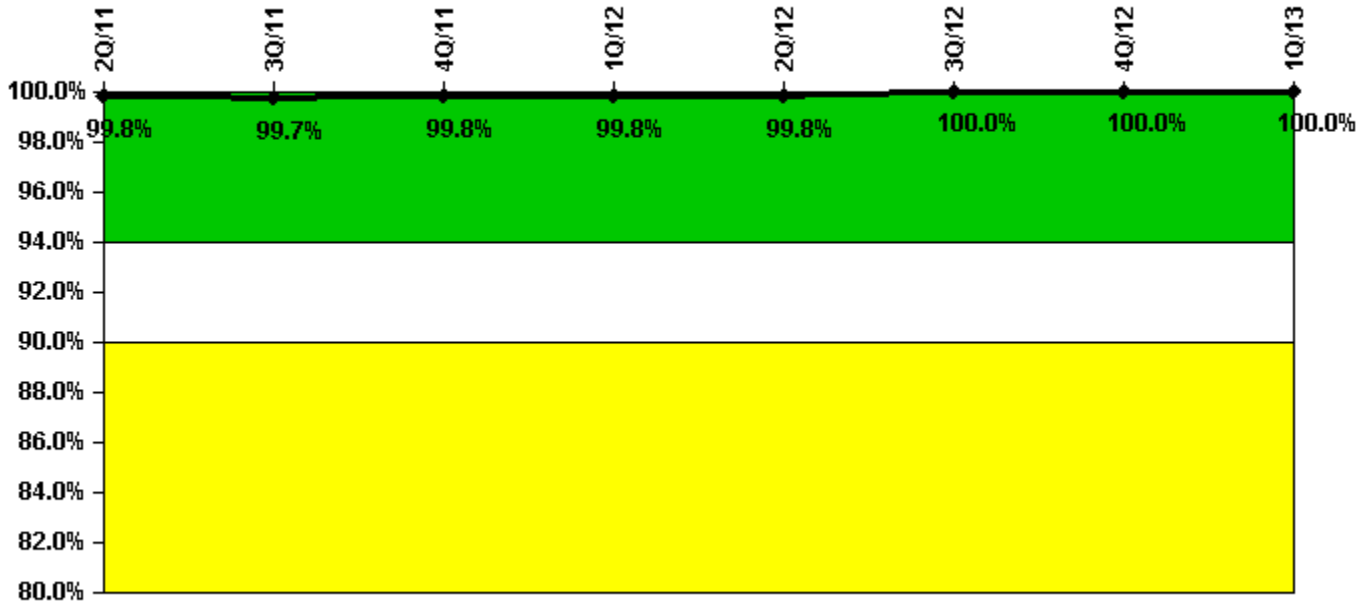
Notes

ERO Drill Participation	2Q/11	3Q/11	4Q/11	1Q/12	2Q/12	3Q/12	4Q/12	1Q/13
Participating Key personnel	114.0	111.0	114.0	111.0	112.0	106.0	115.0	84.0
Total Key personnel	115.0	118.0	114.0	113.0	114.0	111.0	117.0	84.0
Indicator value	99.1%	94.1%	100.0%	98.2%	98.2%	95.5%	98.3%	100.0%

Licensee Comments:

2Q/11: In the 2nd Quarter 2011, Emergency Planning determined that 3 historical ERO drills were not eligible to be counted as performance indicator drills. As a result, credit for historical ERO drill participation was removed for several ERO members. This resulted in data revisions to the ERO Drill Participation PI from the 3rd Quarter 2009 to the 1st Quarter 2011. These revisions did not change the ERO Drill Participation PI color for these periods.

Alert & Notification System



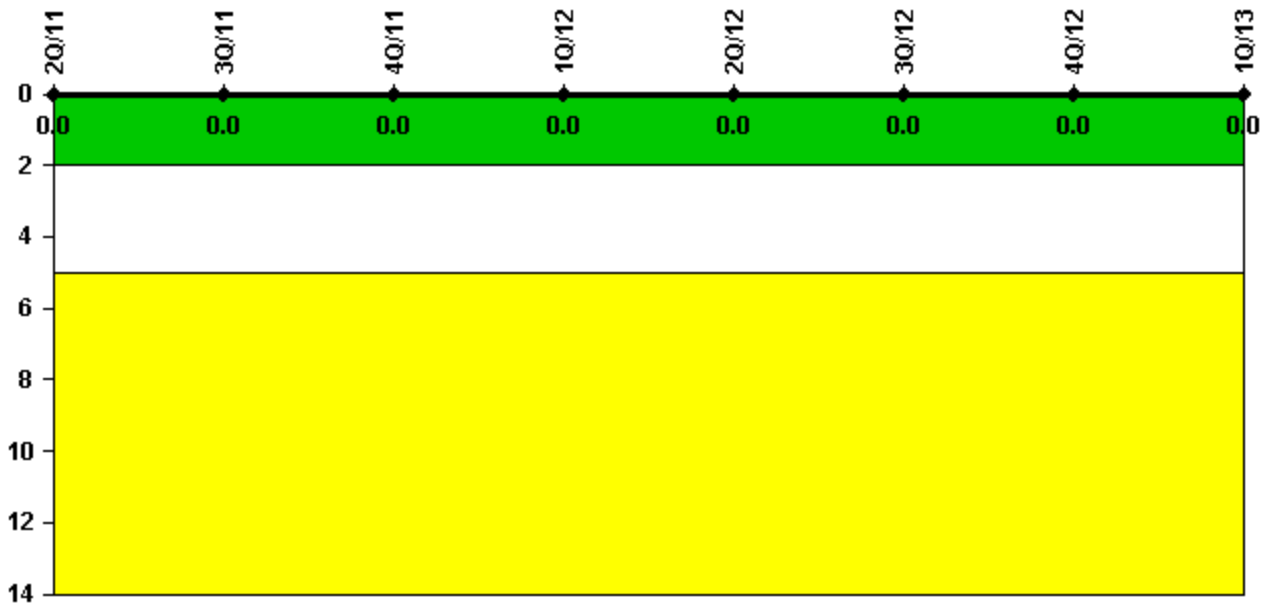
Thresholds: White < 94.0% Yellow < 90.0%

Notes

Alert & Notification System	2Q/11	3Q/11	4Q/11	1Q/12	2Q/12	3Q/12	4Q/12	1Q/13
Successful siren-tests	147	146	147	147	147	147	147	147
Total sirens-tests	147	147	147	147	147	147	147	147
Indicator value	99.8%	99.7%	99.8%	99.8%	99.8%	100.0%	100.0%	100.0%

Licensee Comments: none

Occupational Exposure Control Effectiveness



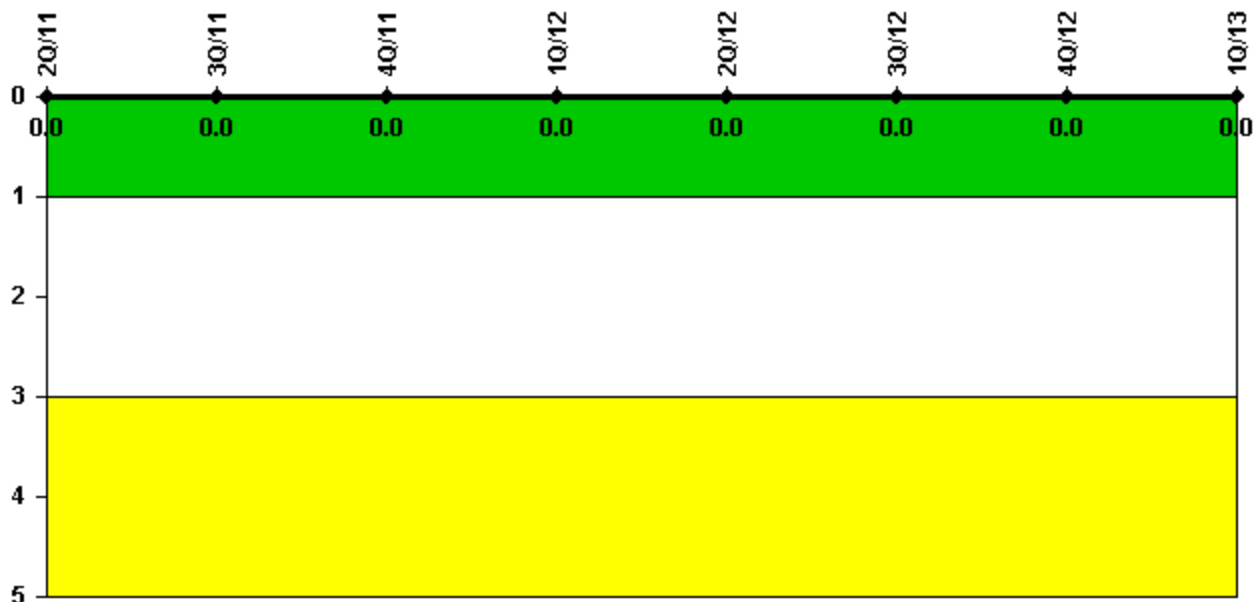
Thresholds: White > 2.0 Yellow > 5.0

Notes

Occupational Exposure Control Effectiveness	2Q/11	3Q/11	4Q/11	1Q/12	2Q/12	3Q/12	4Q/12	1Q/13
High radiation area occurrences	0	0	0	0	0	0	0	0
Very high radiation area occurrences	0	0	0	0	0	0	0	0
Unintended exposure occurrences	0	0	0	0	0	0	0	0
Indicator value	0	0	0	0	0	0	0	0

Licensee Comments: none

RETS/ODCM Radiological Effluent



Thresholds: White > 1.0 Yellow > 3.0

Notes

RETS/ODCM Radiological Effluent	2Q/11	3Q/11	4Q/11	1Q/12	2Q/12	3Q/12	4Q/12	1Q/13
RETS/ODCM occurrences	0	0	0	0	0	0	0	0
Indicator value	0	0	0	0	0	0	0	0

Licensee Comments: none

Although the Security Cornerstone is included in the Reactor Oversight Process assessment program, the Commission has decided that specific information related to findings and performance indicators pertaining to the Security Cornerstone will not be publicly available to ensure that security information is not provided to a possible adversary. Other than the fact that a finding or performance indicator is Green or Greater-Than-Green, security related information will not be displayed on the public web page.

 [Action Matrix Summary](#) | [Inspection Findings Summary](#) | [PI Summary](#) | [Reactor Oversight Process](#)

Last Modified: April 23, 2013