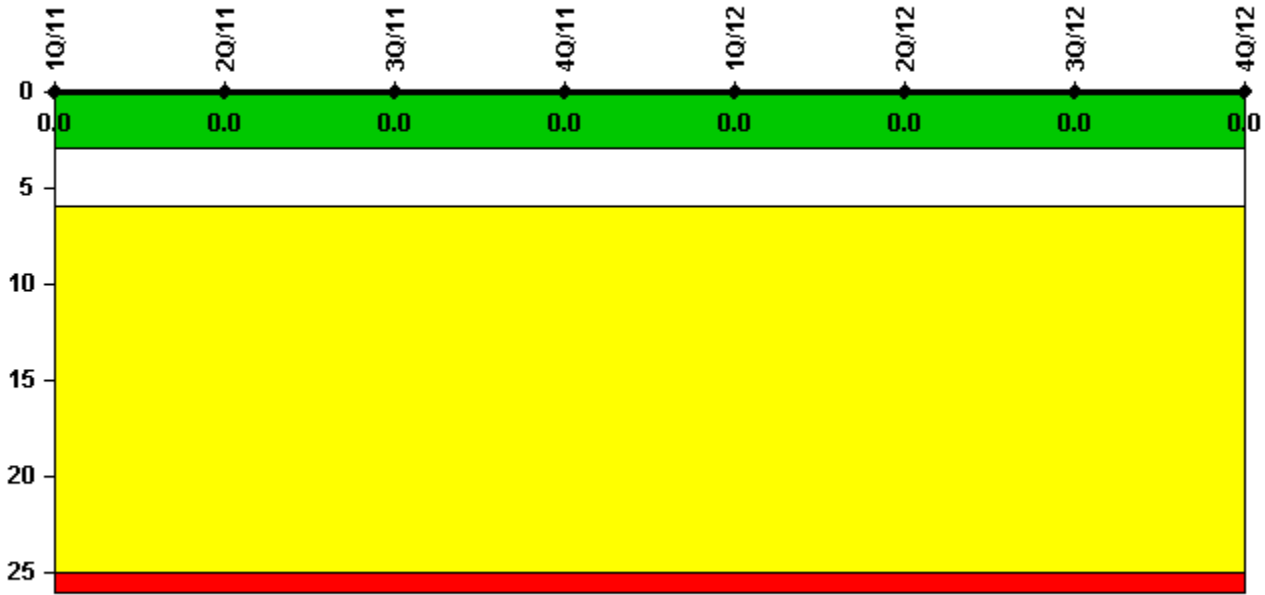


Waterford 3

4Q/2012 Performance Indicators

Licensee's General Comments: none

Unplanned Scrams per 7000 Critical Hrs



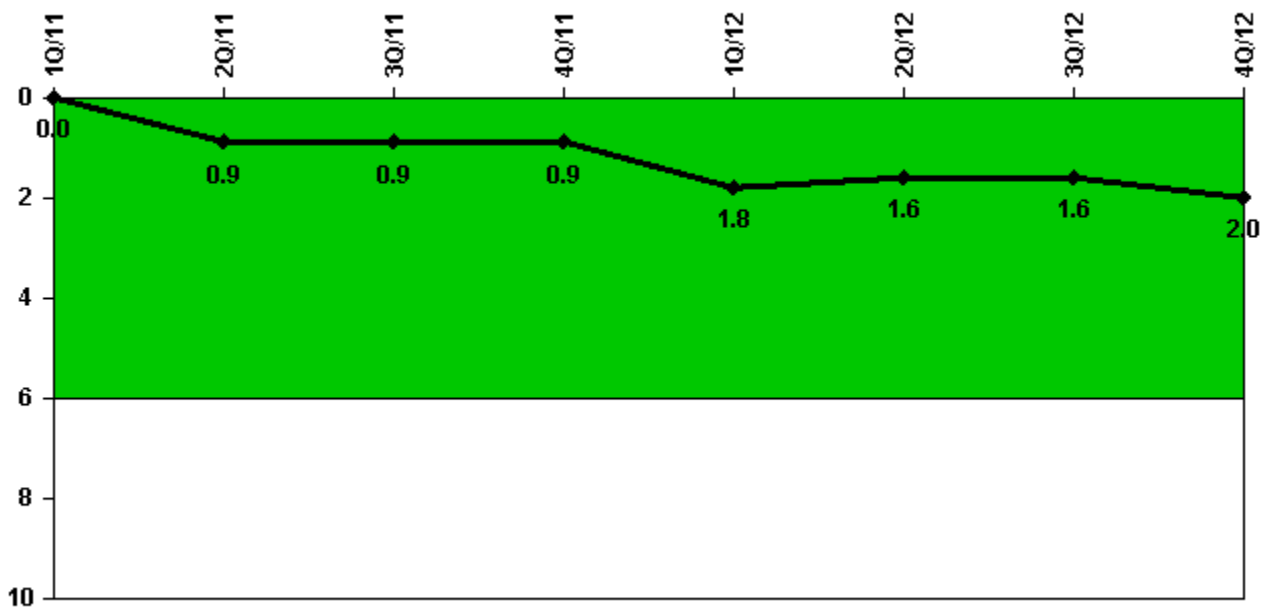
Thresholds: White > 3.0 Yellow > 6.0 Red > 25.0

Notes

Unplanned Scrams per 7000 Critical Hrs	1Q/11	2Q/11	3Q/11	4Q/11	1Q/12	2Q/12	3Q/12	4Q/12
Unplanned scrams	0	0	0	0	0	0	0	0
Critical hours	2159.0	1341.8	2208.0	2209.0	2183.0	2184.0	2097.3	383.8
Indicator value	0	0	0	0	0	0	0	0

Licensee Comments: none

Unplanned Power Changes per 7000 Critical Hrs



Thresholds: White > 6.0

Notes

Unplanned Power Changes per 7000 Critical Hrs	1Q/11	2Q/11	3Q/11	4Q/11	1Q/12	2Q/12	3Q/12	4Q/12
Unplanned power changes	0	1.0	0	0	1.0	1.0	0	0
Critical hours	2159.0	1341.8	2208.0	2209.0	2183.0	2184.0	2097.3	383.8
Indicator value	0	0.9	0.9	0.9	1.8	1.6	1.6	2.0

Licensee Comments: none

Unplanned Scrams with Complications



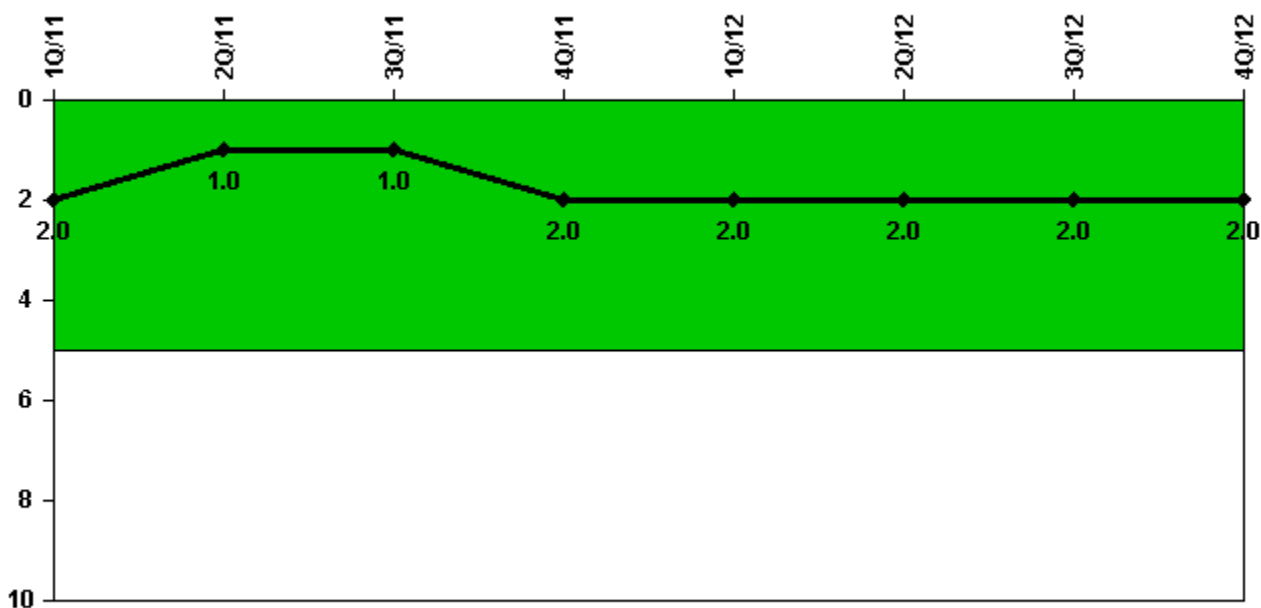
Thresholds: White > 1.0

Notes

Unplanned Scrams with Complications	1Q/11	2Q/11	3Q/11	4Q/11	1Q/12	2Q/12	3Q/12	4Q/12
Scrams with complications	0	0	0	0	0	0	0	0
Indicator value	0.0	0.0	0.0	0.0	0.0	0.0	0.0	0.0

Licensee Comments: none

Safety System Functional Failures (PWR)



Thresholds: White > 5.0

Notes

Safety System Functional Failures (PWR)	1Q/11	2Q/11	3Q/11	4Q/11	1Q/12	2Q/12	3Q/12	4Q/12
Safety System Functional Failures	0	1	0	1	0	1	0	1
Indicator value	2	1	1	2	2	2	2	2

Licensee Comments:

3Q/12: A SSFF reported in Licensee Event Report number LER 2012-004-00 was not included in the 2nd quarter 2012 PI data that should have been. A change report is being submitted with the 3rd quarter 2012 data submittal to provide this information. This difference in information has no affect on the PI color, which remains GREEN.

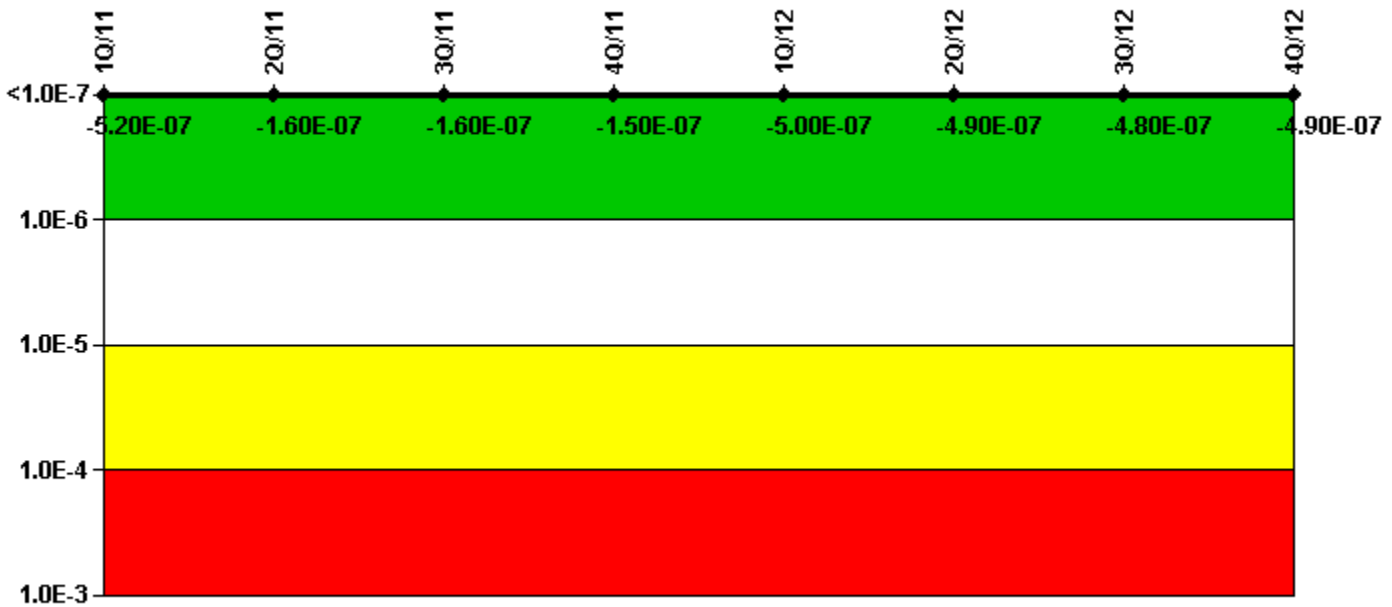
2Q/12: LER 2012-004-00. A SSFF was reported in Licensee Event Report number LER 2012-004-00. This SSFF was not originally reported with the 2nd Quarter 2012 data submittal. This has been entered into the corrective action program under CR-WF3-2012-5133. There is no affect on the PI color, which remains GREEN.

4Q/11: A SSFF associated with the Heat Removal System was reported in Licensee Event Report 2011-005-00.

3Q/11: A change file is being submitted this quarter to provide a Licensee Event Report number for a Safety System Functional Failure that occurred in the second quarter of 2011. There is no change to the PI value or color.

2Q/11: There was one Safety System Functional Failure in the 2nd quarter of 2011 reported under License Event Report 2011-003-00.

Mitigating Systems Performance Index, Emergency AC Power System



Thresholds: White > 1.00E-6 Yellow > 1.00E-5 Red > 1.00E-4

Notes

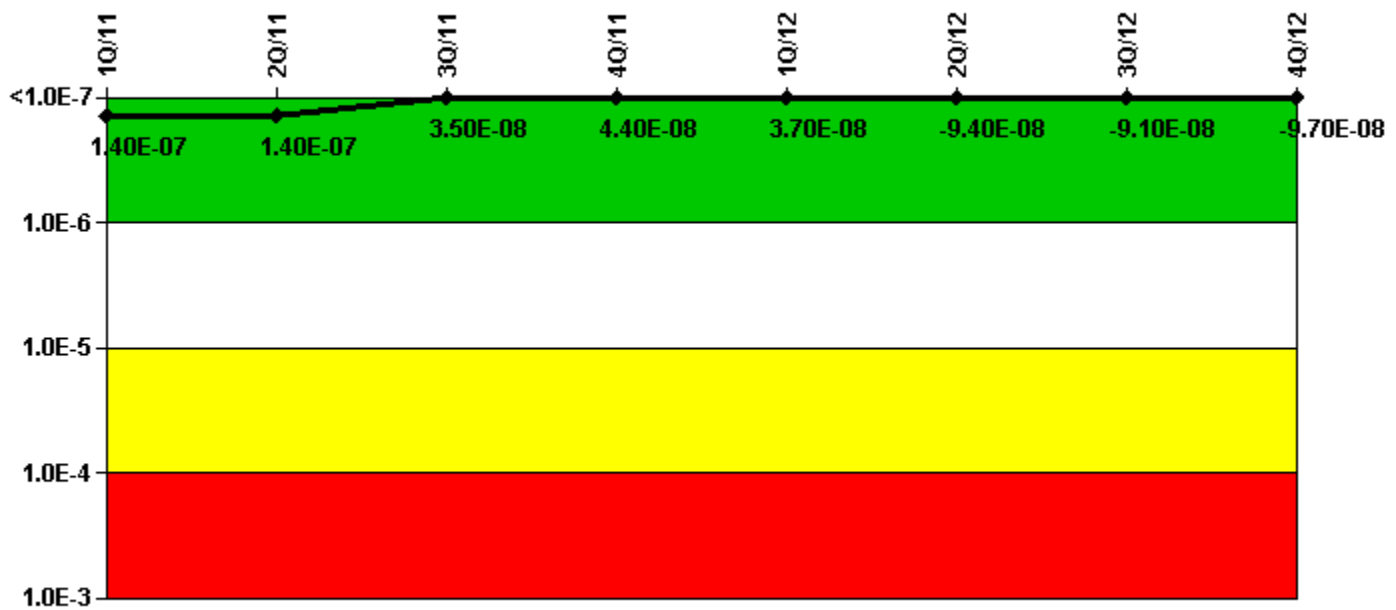
Mitigating Systems Performance Index, Emergency AC Power System	1Q/11	2Q/11	3Q/11	4Q/11	1Q/12	2Q/12	3Q/12	4Q/12
UAI (ΔCDF)	7.11E-08	1.37E-07	1.38E-07	1.38E-07	4.65E-08	1.66E-08	1.76E-08	-2.66E-09
URI (ΔCDF)	-5.91E-07	-3.00E-07	-2.99E-07	-2.86E-07	-5.47E-07	-5.04E-07	-5.01E-07	-4.87E-07
PLE	NO	NO	NO	NO	NO	NO	NO	NO
Indicator value	-5.20E-07	-1.60E-07	-1.60E-07	-1.50E-07	-5.00E-07	-4.90E-07	-4.80E-07	-4.90E-07

Licensee Comments:

2Q/12: Changed PRA Parameter(s). The Waterford 3 MSPI Basis Document was revised in April 2012 to change the PRA parameters for the Emergency AC Power System in response to approved FAQs, and was effective with the 1st quarter 2012 MSPI data.

1Q/12: Changed PRA Parameter(s). The Waterford 3 MSPI Basis Document was revised to change the PRA parameters for the Emergency AC Power System in response to approved FAQs, and is effective with the 1st quarter 2012 MSPI data.

Mitigating Systems Performance Index, High Pressure Injection System



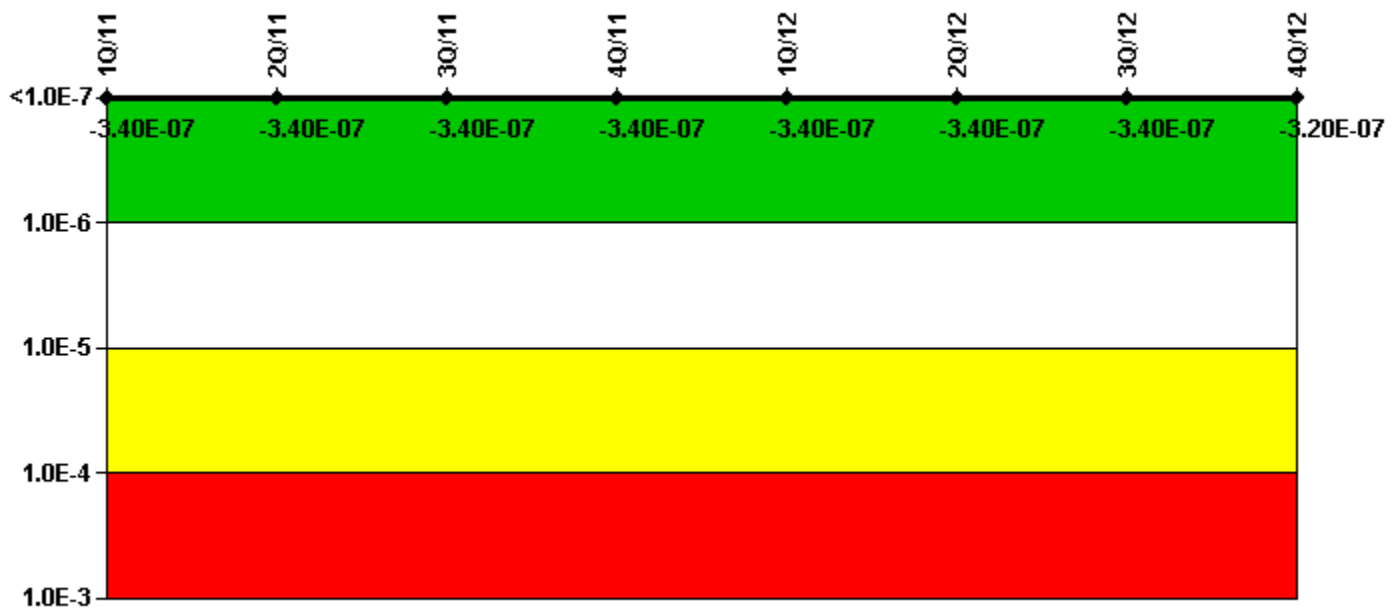
Thresholds: White > 1.00E-6 Yellow > 1.00E-5 Red > 1.00E-4

Notes

Mitigating Systems Performance Index, High Pressure Injection System	1Q/11	2Q/11	3Q/11	4Q/11	1Q/12	2Q/12	3Q/12	4Q/12
UAI (ΔCDF)	1.05E-08	1.06E-08	1.29E-08	1.29E-08	1.74E-09	-4.26E-09	-4.22E-09	-5.25E-09
URI (ΔCDF)	1.32E-07	1.29E-07	2.20E-08	3.10E-08	3.53E-08	-8.97E-08	-8.71E-08	-9.13E-08
PLE	NO	NO	NO	NO	NO	NO	NO	NO
Indicator value	1.40E-07	1.40E-07	3.50E-08	4.40E-08	3.70E-08	-9.40E-08	-9.10E-08	-9.70E-08

Licensee Comments: none

Mitigating Systems Performance Index, Heat Removal System



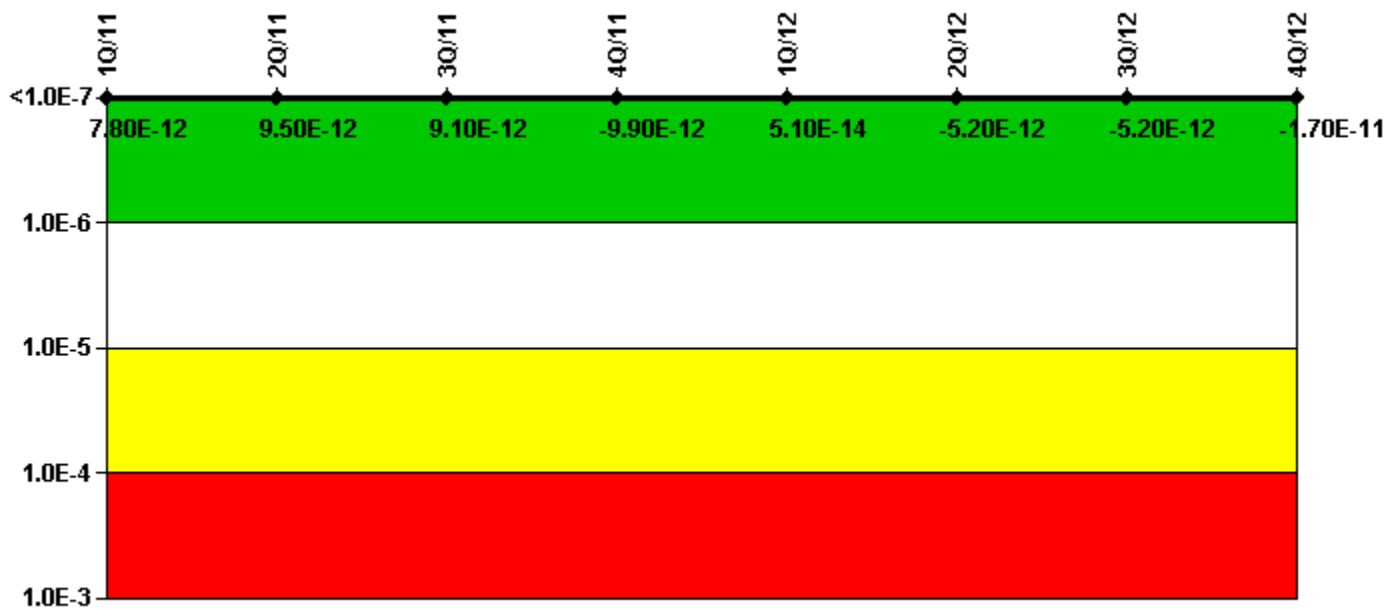
Thresholds: White > 1.00E-6 Yellow > 1.00E-5 Red > 1.00E-4

Notes

Mitigating Systems Performance Index, Heat Removal System	1Q/11	2Q/11	3Q/11	4Q/11	1Q/12	2Q/12	3Q/12	4Q/12
UAI (Δ CDF)	-4.30E-08	-4.30E-08	-4.30E-08	-4.27E-08	-4.27E-08	-4.30E-08	-4.30E-08	-3.12E-08
URI (Δ CDF)	-2.99E-07	-2.96E-07	-3.02E-07	-3.00E-07	-2.96E-07	-3.00E-07	-3.02E-07	-2.92E-07
PLE	NO	NO	NO	NO	NO	NO	NO	NO
Indicator value	-3.40E-07	-3.40E-07	-3.40E-07	-3.40E-07	-3.40E-07	-3.40E-07	-3.40E-07	-3.20E-07

Licensee Comments: none

Mitigating Systems Performance Index, Residual Heat Removal System



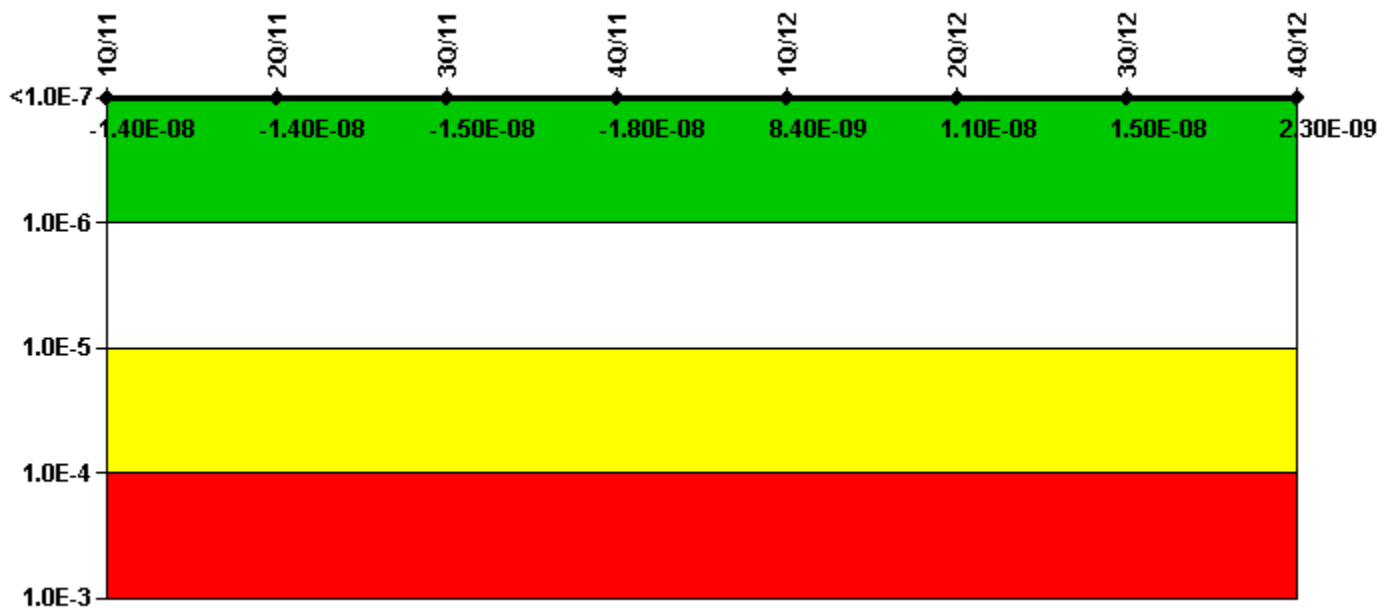
Thresholds: White > 1.00E-6 Yellow > 1.00E-5 Red > 1.00E-4

Notes

Mitigating Systems Performance Index, Residual Heat Removal System	1Q/11	2Q/11	3Q/11	4Q/11	1Q/12	2Q/12	3Q/12	4Q/12
UAI (Δ CDF)	1.98E-11	2.14E-11	2.08E-11	1.61E-12	1.17E-11	6.30E-12	6.63E-12	-5.00E-12
URI (Δ CDF)	-1.20E-11	-1.18E-11	-1.16E-11	-1.16E-11	-1.16E-11	-1.15E-11	-1.18E-11	-1.17E-11
PLE	NO	NO	NO	NO	NO	NO	NO	NO
Indicator value	7.80E-12	9.50E-12	9.10E-12	9.90E-12	5.10E-14	5.20E-12	5.20E-12	1.70E-11

Licensee Comments: none

Mitigating Systems Performance Index, Cooling Water Systems



Thresholds: White > 1.00E-6 Yellow > 1.00E-5 Red > 1.00E-4

Notes

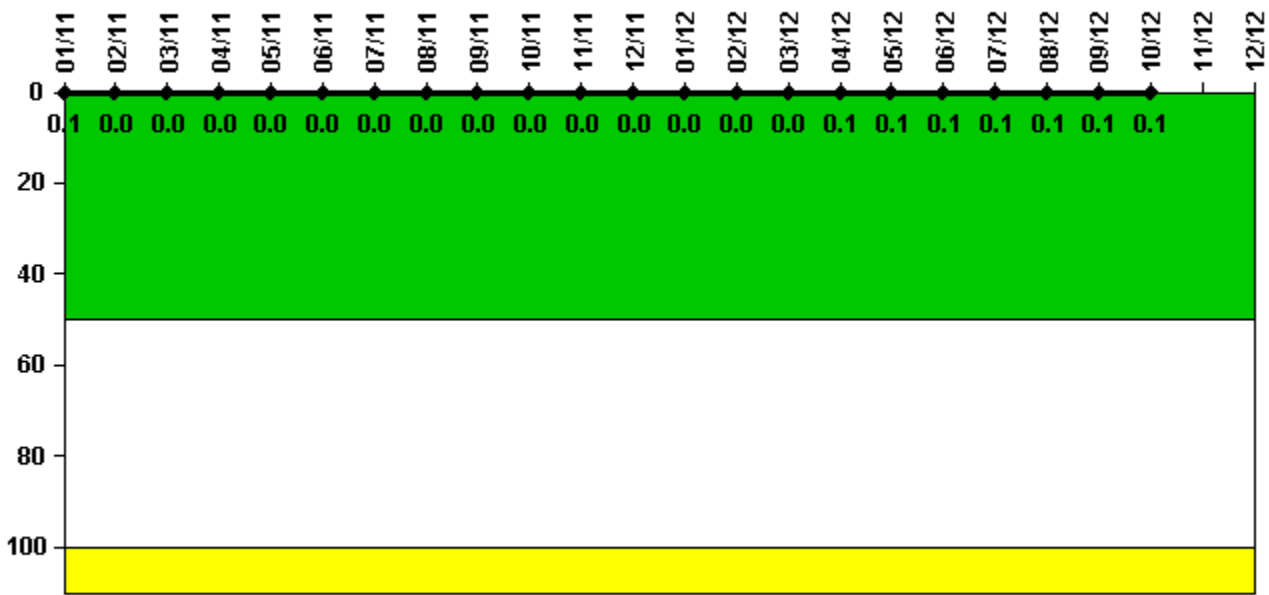
Mitigating Systems Performance Index, Cooling Water Systems	1Q/11	2Q/11	3Q/11	4Q/11	1Q/12	2Q/12	3Q/12	4Q/12
UAI (Δ CDF)	1.20E-08	1.20E-08	1.13E-08	8.18E-09	3.38E-08	3.69E-08	4.07E-08	4.12E-08
URI (Δ CDF)	-2.62E-08	-2.63E-08	-2.67E-08	-2.59E-08	-2.54E-08	-2.56E-08	-2.56E-08	-3.89E-08
PLE	NO	NO	NO	NO	NO	NO	NO	NO
Indicator value	-1.40E-08	-1.40E-08	-1.50E-08	-1.80E-08	8.40E-09	1.10E-08	1.50E-08	2.30E-09

Licensee Comments:

3Q/12: An evaluation of an component event previously reported as a MSPI failure in the 2nd quarter 2012 PI data determined that there was not a failure. A change report is being submitted with the 3rd quarter 2012 data submittal to remove this failure based on final evaluation. This change in information has no affect on the PI color, which remains GREEN.

2Q/12: An evaluation of an component event that was reported as a MSPI failure in the 2nd quarter 2012 PI data based on preliminary information has determined that there was not a failure. A change report is being submitted with the 3rd quarter 2012 data submittal to remove this failure. This change in information has no affect on the PI color, which remains GREEN.

Reactor Coolant System Activity



Thresholds: White > 50.0 Yellow > 100.0

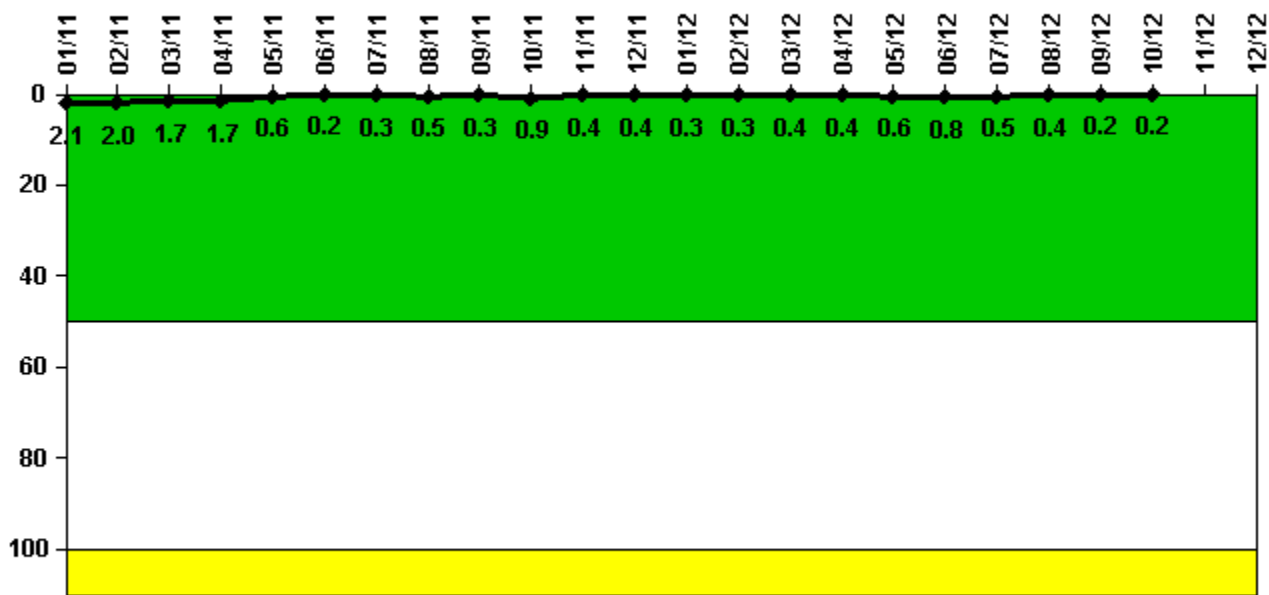
Notes

Reactor Coolant System Activity	1/11	2/11	3/11	4/11	5/11	6/11	7/11	8/11	9/11	10/11	11/11	12/11
Maximum activity	0.000814	0.000482	0.000278	0.000292	0.000248	0.000418	0.000436	0.000424	0.000413	0.000307	0.000449	0.000314
Technical specification limit	1.0	1.0	1.0	1.0	1.0	1.0	1.0	1.0	1.0	1.0	1.0	1.0
Indicator value	0.1	0	0	0	0	0	0	0	0	0	0	0

Reactor Coolant System Activity	1/12	2/12	3/12	4/12	5/12	6/12	7/12	8/12	9/12	10/12	11/12	12/12
Maximum activity	0.000499	0.000331	0.000355	0.000522	0.000580	0.000657	0.000634	0.000614	0.000622	0.000671	N/A	N/A
Technical specification limit	1.0	1.0	1.0	1.0	1.0	1.0	1.0	1.0	1.0	1.0	1.0	1.0
Indicator value	0	0	0	0.1	0.1	0.1	0.1	0.1	0.1	0.1	N/A	N/A

Licensee Comments: none

Reactor Coolant System Leakage



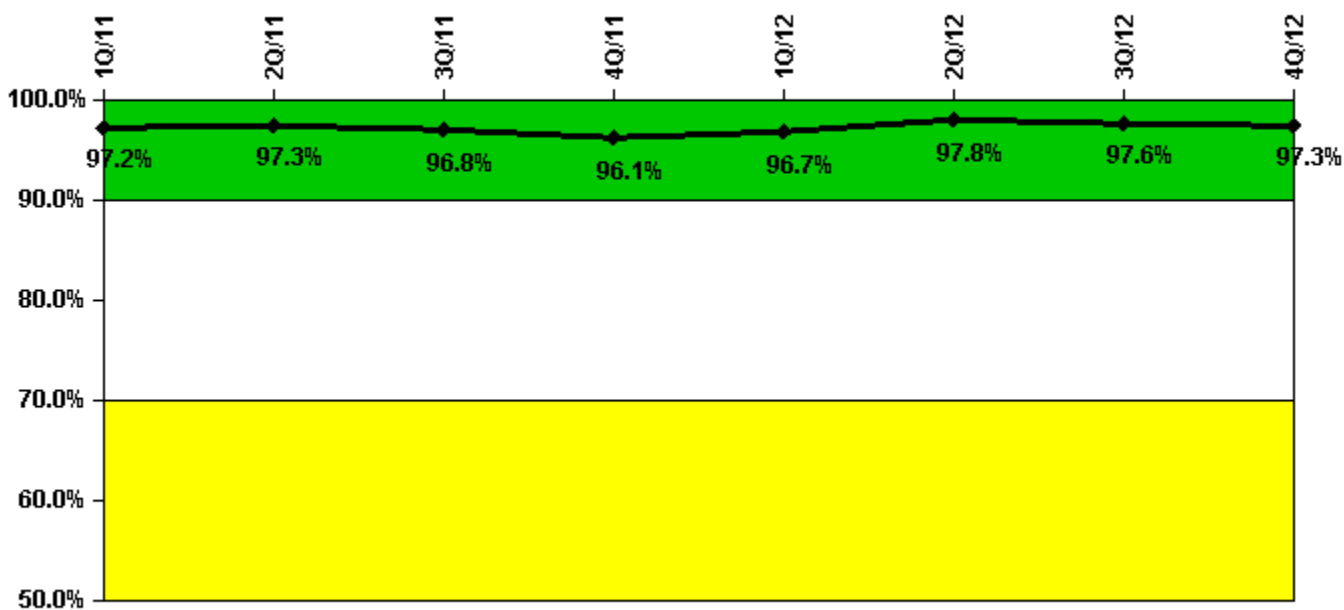
Thresholds: White > 50.0 Yellow > 100.0

Notes

Reactor Coolant System Leakage	1/11	2/11	3/11	4/11	5/11	6/11	7/11	8/11	9/11	10/11	11/11	12/11
Maximum leakage	0.210	0.200	0.170	0.170	0.060	0.020	0.030	0.050	0.030	0.090	0.040	0.040
Technical specification limit	10.0	10.0	10.0	10.0	10.0	10.0	10.0	10.0	10.0	10.0	10.0	10.0
Indicator value	2.1	2.0	1.7	1.7	0.6	0.2	0.3	0.5	0.3	0.9	0.4	0.4
Reactor Coolant System Leakage	1/12	2/12	3/12	4/12	5/12	6/12	7/12	8/12	9/12	10/12	11/12	12/12
Maximum leakage	0.030	0.030	0.040	0.040	0.060	0.080	0.050	0.040	0.020	0.020	N/A	N/A
Technical specification limit	10.0	10.0	10.0	10.0	10.0	10.0	10.0	10.0	10.0	10.0	10.0	10.0
Indicator value	0.3	0.3	0.4	0.4	0.6	0.8	0.5	0.4	0.2	0.2	N/A	N/A

Licensee Comments: none

Drill/Exercise Performance



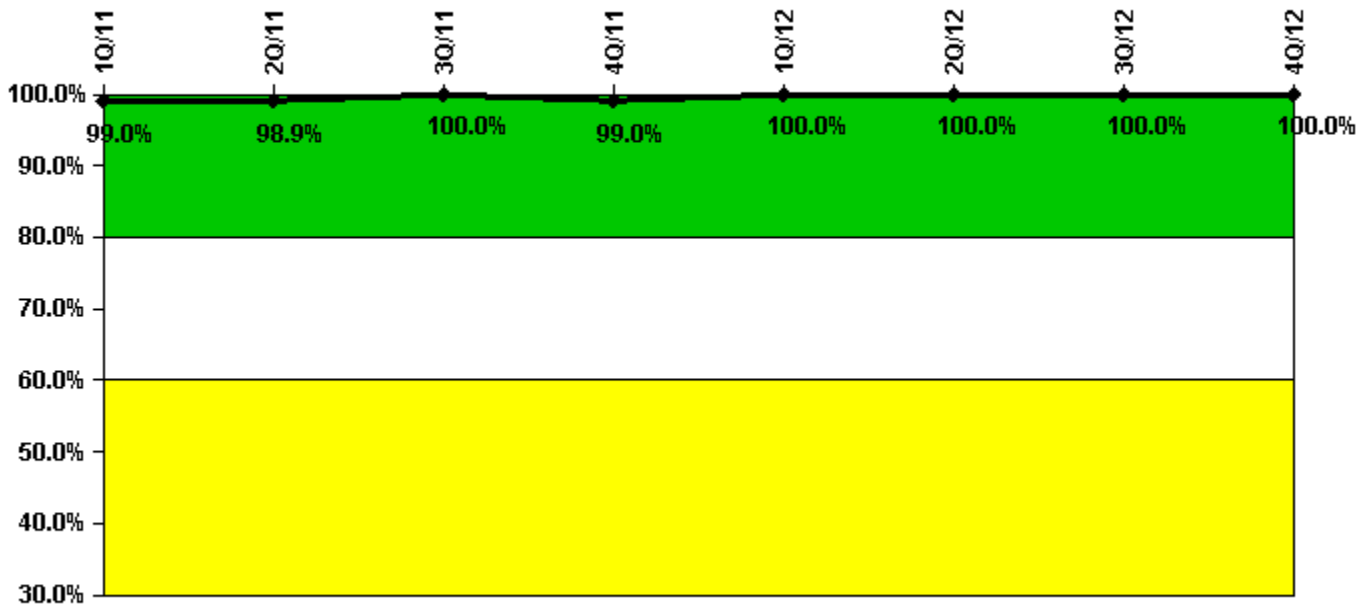
Thresholds: White < 90.0% Yellow < 70.0%

Notes

Drill/Exercise Performance	1Q/11	2Q/11	3Q/11	4Q/11	1Q/12	2Q/12	3Q/12	4Q/12
Successful opportunities	24.0	12.0	17.0	37.0	36.0	62.0	32.0	0
Total opportunities	26.0	12.0	18.0	40.0	36.0	62.0	32.0	0
Indicator value	97.2%	97.3%	96.8%	96.1%	96.7%	97.8%	97.6%	97.3%

Licensee Comments: none

ERO Drill Participation



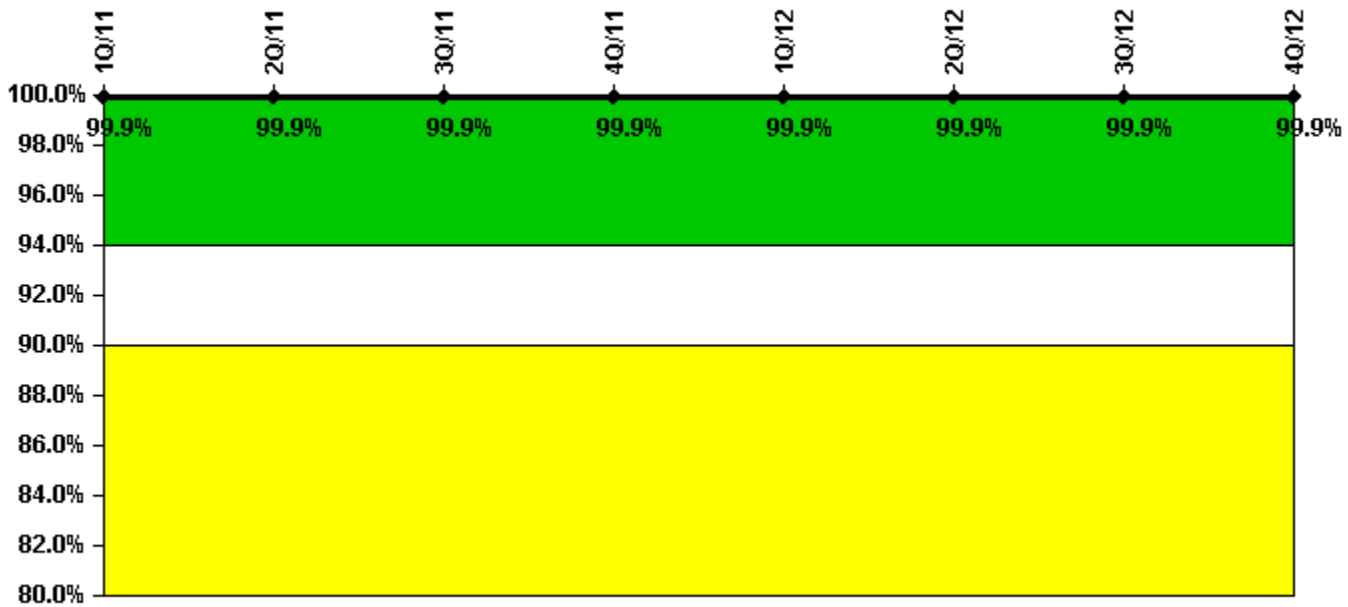
Thresholds: White < 80.0% Yellow < 60.0%

Notes

ERO Drill Participation	1Q/11	2Q/11	3Q/11	4Q/11	1Q/12	2Q/12	3Q/12	4Q/12
Participating Key personnel	101.0	93.0	92.0	97.0	93.0	94.0	95.0	96.0
Total Key personnel	102.0	94.0	92.0	98.0	93.0	94.0	95.0	96.0
Indicator value	99.0%	98.9%	100.0%	99.0%	100.0%	100.0%	100.0%	100.0%

Licensee Comments: none

Alert & Notification System



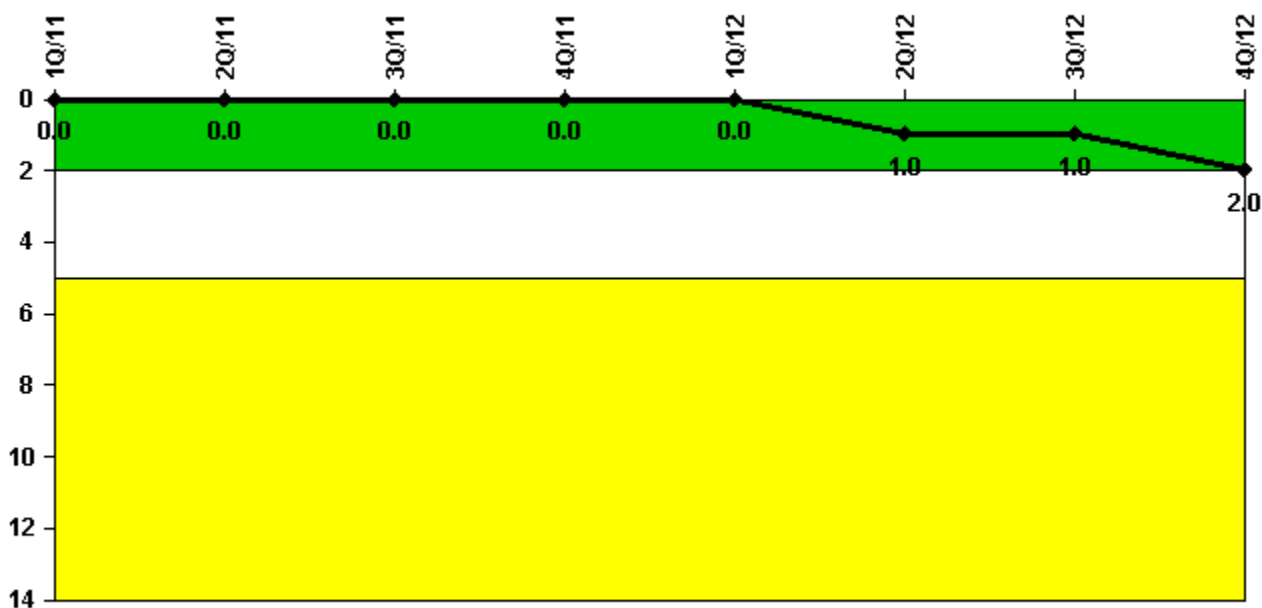
Thresholds: White < 94.0% Yellow < 90.0%

Notes

Alert & Notification System	1Q/11	2Q/11	3Q/11	4Q/11	1Q/12	2Q/12	3Q/12	4Q/12
Successful siren-tests	438	438	437	438	438	437	438	438
Total sirens-tests	438	438	438	438	438	438	438	438
Indicator value	99.9%	99.9%	99.9%	99.9%	99.9%	99.9%	99.9%	99.9%

Licensee Comments: none

Occupational Exposure Control Effectiveness



Thresholds: White > 2.0 Yellow > 5.0

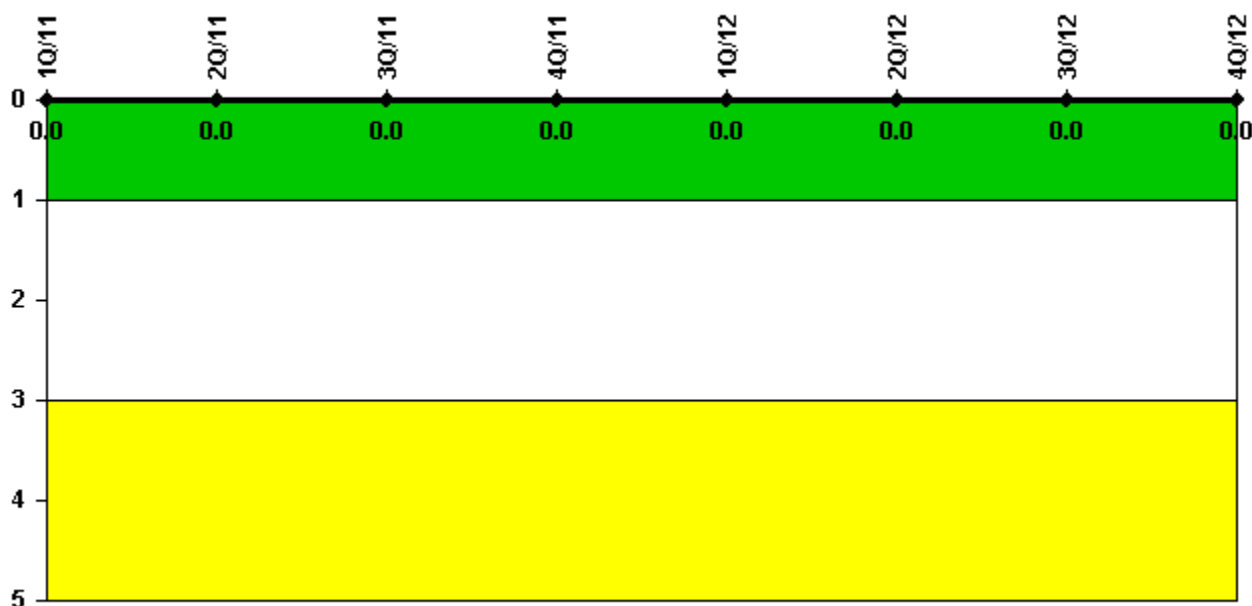
Notes

Occupational Exposure Control Effectiveness	1Q/11	2Q/11	3Q/11	4Q/11	1Q/12	2Q/12	3Q/12	4Q/12
High radiation area occurrences	0	0	0	0	0	1	0	1
Very high radiation area occurrences	0	0	0	0	0	0	0	0
Unintended exposure occurrences	0	0	0	0	0	0	0	0
Indicator value	0	0	0	0	0	1	1	2

Licensee Comments:

4Q/12: The high radiation area occurrence reported in the 4th Quarter 2012 data submittal has been conservatively reported while a FAQ is developed based on other approved FAQs that address similar situations.

RETS/ODCM Radiological Effluent



Thresholds: White > 1.0 Yellow > 3.0

Notes

RETS/ODCM Radiological Effluent	1Q/11	2Q/11	3Q/11	4Q/11	1Q/12	2Q/12	3Q/12	4Q/12
RETS/ODCM occurrences	0	0	0	0	0	0	0	0
Indicator value	0	0	0	0	0	0	0	0

Licensee Comments:

2Q/11: Revised the June 2011 RETS/ODCM Radiological Effluent occurrence from 1 to 0 to correct a typographical error. There was no RETS/ODCM Radiological Effluent occurrence in the 2nd quarter 2011. This change does not affect the PI color, which remains green.

Although the Security Cornerstone is included in the Reactor Oversight Process assessment program, the Commission has decided that specific information related to findings and performance indicators pertaining to the Security Cornerstone will not be publicly available to ensure that security information is not provided to a possible adversary. Other than the fact that a finding or performance indicator is Green or Greater-Than-Green, security related information will not be displayed on the public web page.

Last Modified: January 23, 2013