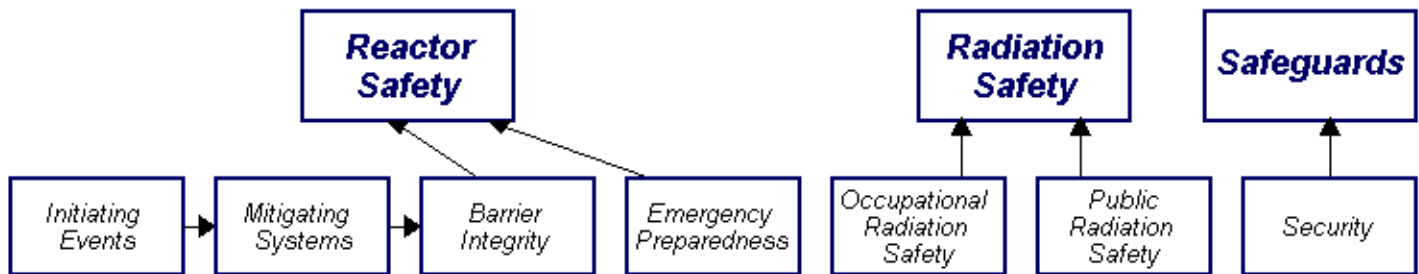
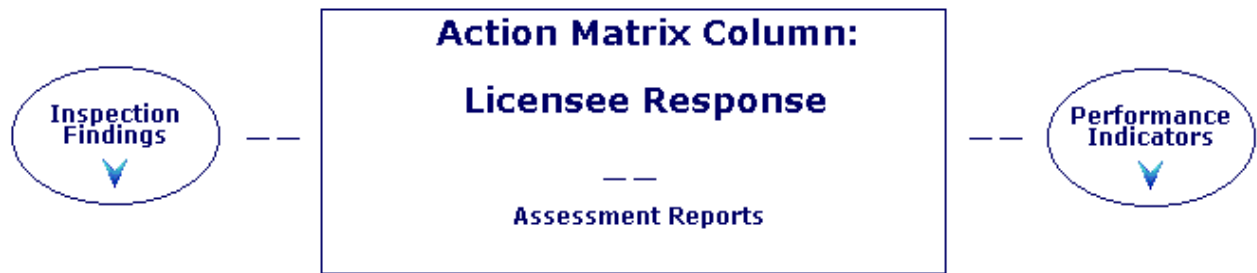


River Bend 1 4Q/2012 Performance Summary

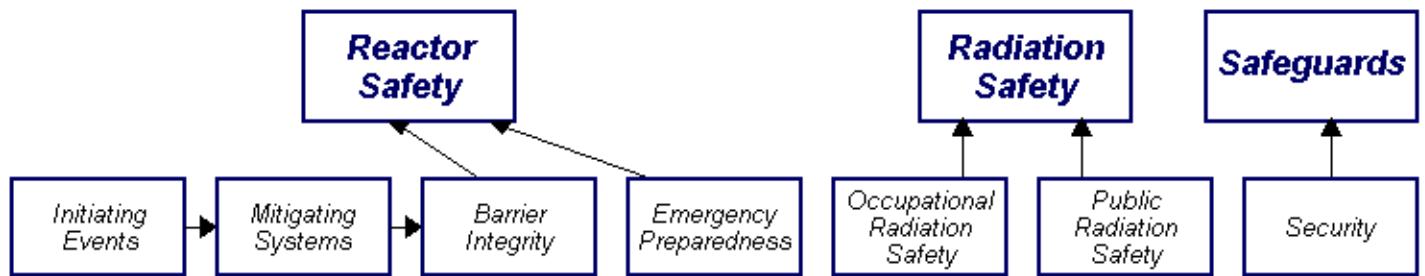


Performance Indicators

Unplanned Scrams (G)	Safety System Functional Failures (G)	Reactor Coolant System Activity (G)	Drill/Exercise Performance (G)	Occupational Exposure Control Effectiveness (G)	RETS/DDCM Radiological Effluent (G)	Protected Area Equipment (G)
Unplanned Power Changes (G)	Emergency AC Power System (G)	Reactor Coolant System Leakage (G)	ERO Drill Participation (G)			
Unplanned Scrams with Complications (G)	High Pressure Injection System (G)		Alert and Notification System (G)			
	Heat Removal System (G)					
	Residual Heat Removal System (G)					
	Cooling Water Systems (G)					

Last Modified: February 19, 2013

Legend: R=Red W=White CTG=Greater Than Green I=Insufficient Data to Calculate PI U=Unique Design
Y=Yellow G=Green T=Thresholds under development N=Not Applicable D=Discrepant



Most Significant Inspection Findings

Quarter	Initiating Events	Mitigating Systems	Barrier Integrity	Emergency Preparedness	Occupational Radiation Safety	Public Radiation Safety	Security
4Q/2012	G	G	G	No findings this quarter	No findings this quarter	No findings this quarter	No findings this quarter
3Q/2012	G	G	G	No findings this quarter	No findings this quarter	No findings this quarter	No findings this quarter
2Q/2012	G	G	No findings this quarter	No findings this quarter	No findings this quarter	No findings this quarter	No findings this quarter
1Q/2012	G	G	G	No findings this quarter	G	G	No findings this quarter

Miscellaneous findings

Additional Inspection & Assessment Information

◆ **Assessment Reports/Inspection Plans:**

4Q/2012

3Q/2012

2Q/2012

1Q/2012

◆ **Cross Reference Of Assessment Reports**

◆ **List of Inspection Reports (IR)**

◆ **List of Security IR Cover Letters**

◆ **List of Assessment Letters/Inspection Plans**

◆ **Baseline Inspection Completion Information**

Last Modified: February 28, 2013