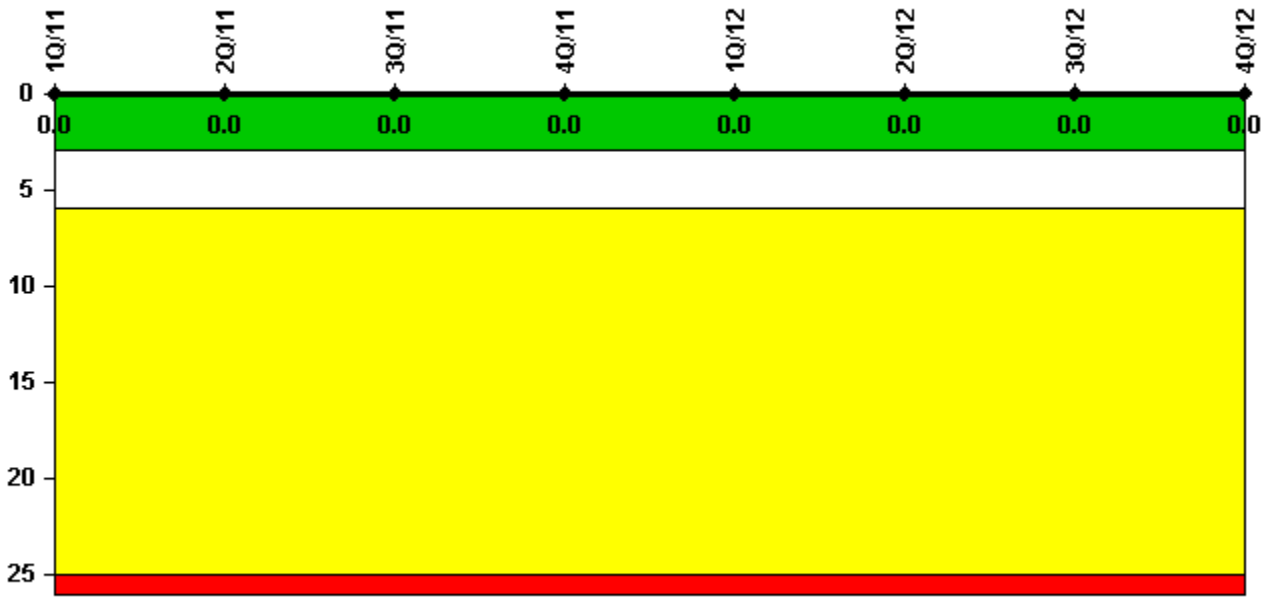


Peach Bottom 3

4Q/2012 Performance Indicators

Licensee's General Comments: PBAPS MSPI Basis Document, Rev 7 update for 2012 effective Q4 2012

Unplanned Scrams per 7000 Critical Hrs



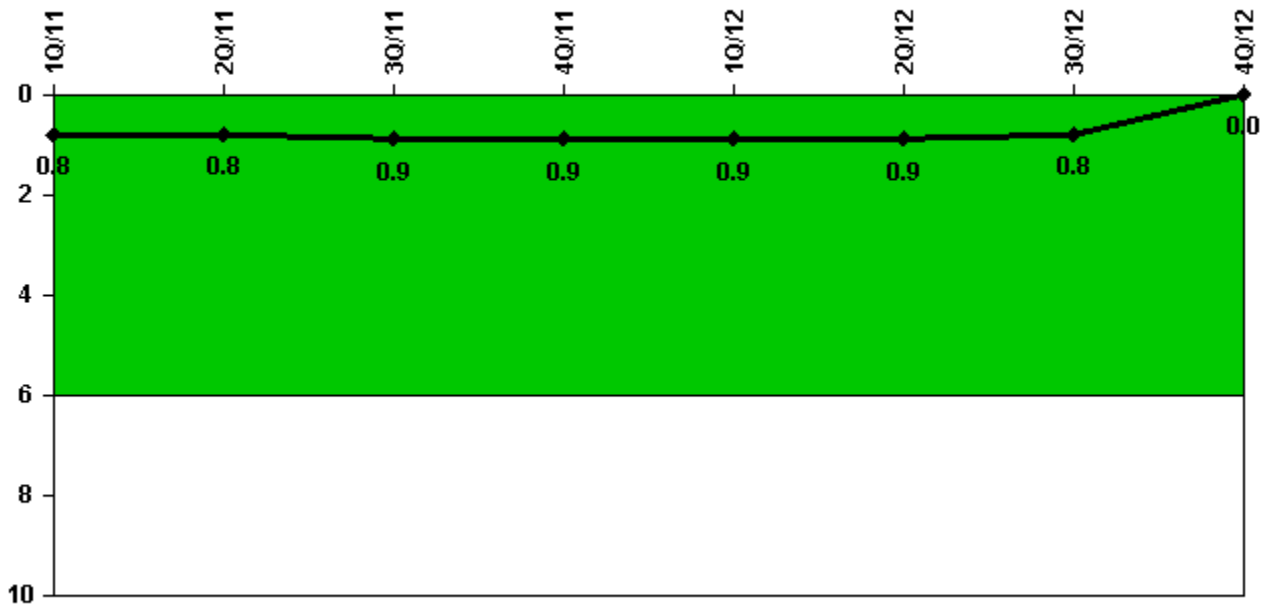
Thresholds: White > 3.0 Yellow > 6.0 Red > 25.0

Notes

Unplanned Scrams per 7000 Critical Hrs	1Q/11	2Q/11	3Q/11	4Q/11	1Q/12	2Q/12	3Q/12	4Q/12
Unplanned scrams	0	0	0	0	0	0	0	0
Critical hours	2159.0	2184.0	1752.5	1915.0	2183.0	2184.0	2208.0	2209.0
Indicator value	0	0	0	0	0	0	0	0

Licensee Comments: none

Unplanned Power Changes per 7000 Critical Hrs



Thresholds: White > 6.0

Notes

Unplanned Power Changes per 7000 Critical Hrs	1Q/11	2Q/11	3Q/11	4Q/11	1Q/12	2Q/12	3Q/12	4Q/12
Unplanned power changes	0	0	0	1.0	0	0	0	0
Critical hours	2159.0	2184.0	1752.5	1915.0	2183.0	2184.0	2208.0	2209.0
Indicator value	0.8	0.8	0.9	0.9	0.9	0.9	0.8	0

Licensee Comments: none

Unplanned Scrams with Complications



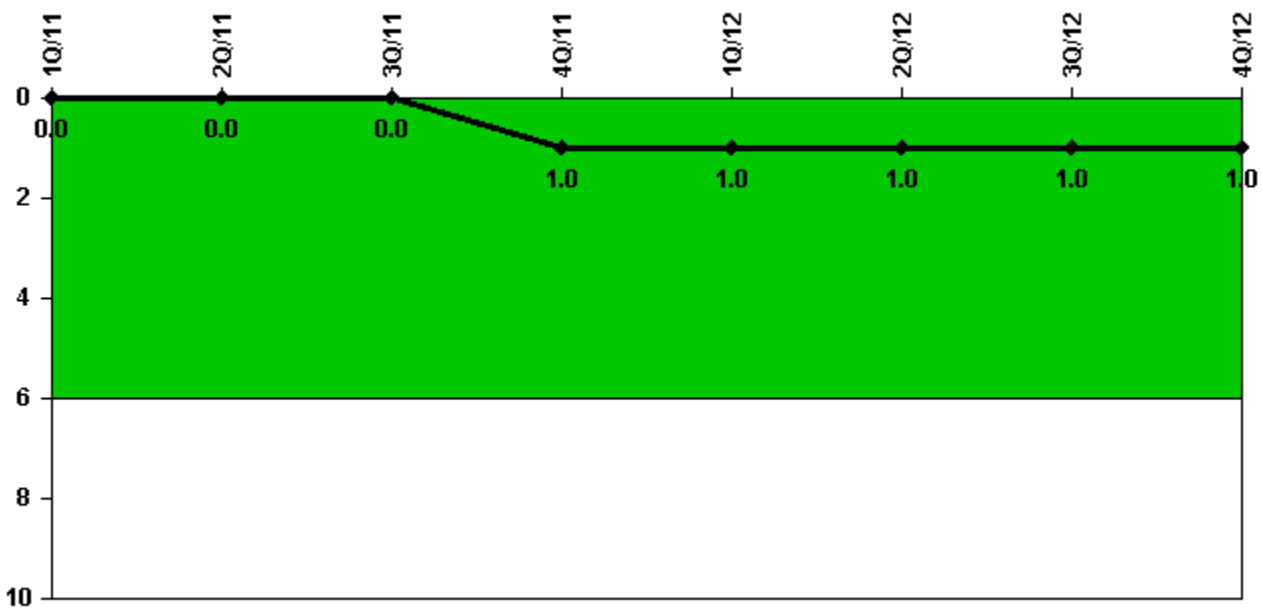
Thresholds: White > 1.0

Notes

Unplanned Scrams with Complications	1Q/11	2Q/11	3Q/11	4Q/11	1Q/12	2Q/12	3Q/12	4Q/12
Scrams with complications	0	0	0	0	0	0	0	0
Indicator value	0.0	0.0	0.0	0.0	0.0	0.0	0.0	0.0

Licensee Comments: none

Safety System Functional Failures (BWR)



Thresholds: White > 6.0

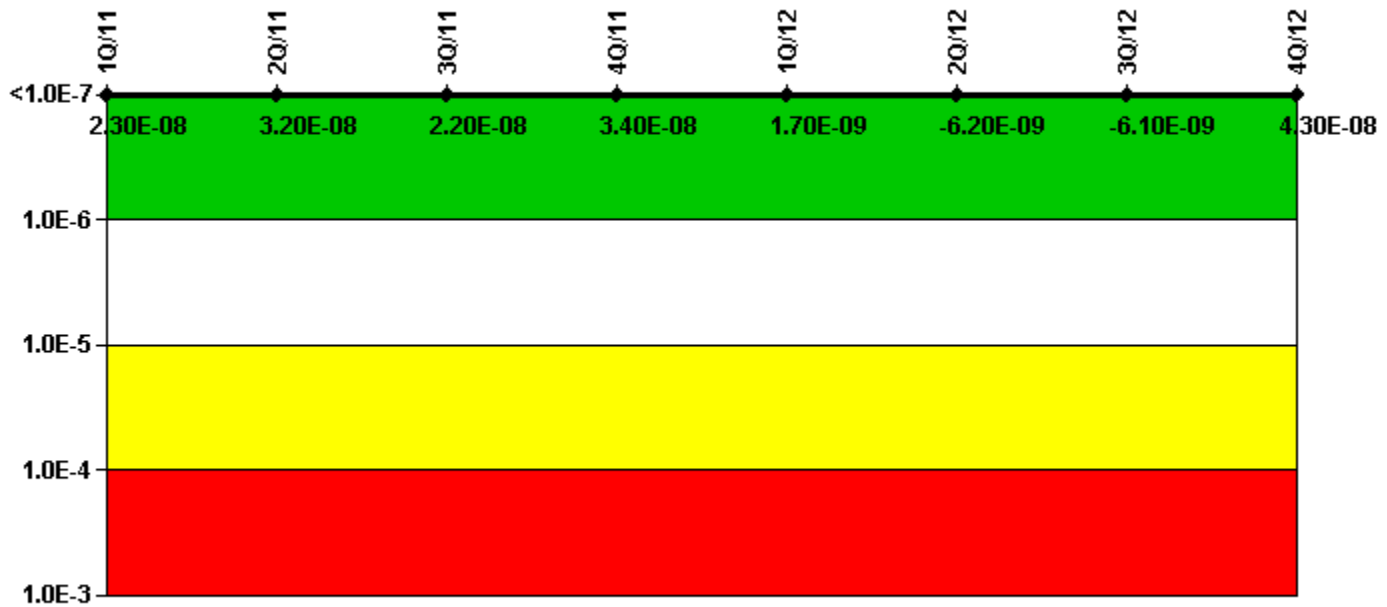
Notes

Safety System Functional Failures (BWR)	1Q/11	2Q/11	3Q/11	4Q/11	1Q/12	2Q/12	3Q/12	4Q/12
Safety System Functional Failures	0	0	0	1	0	0	0	1
Indicator value	0	0	0	1	1	1	1	1

Licensee Comments:

4Q/11: LER 3-11-02 submitted 11/17/2011

Mitigating Systems Performance Index, Emergency AC Power System



Thresholds: White > 1.00E-6 Yellow > 1.00E-5 Red > 1.00E-4

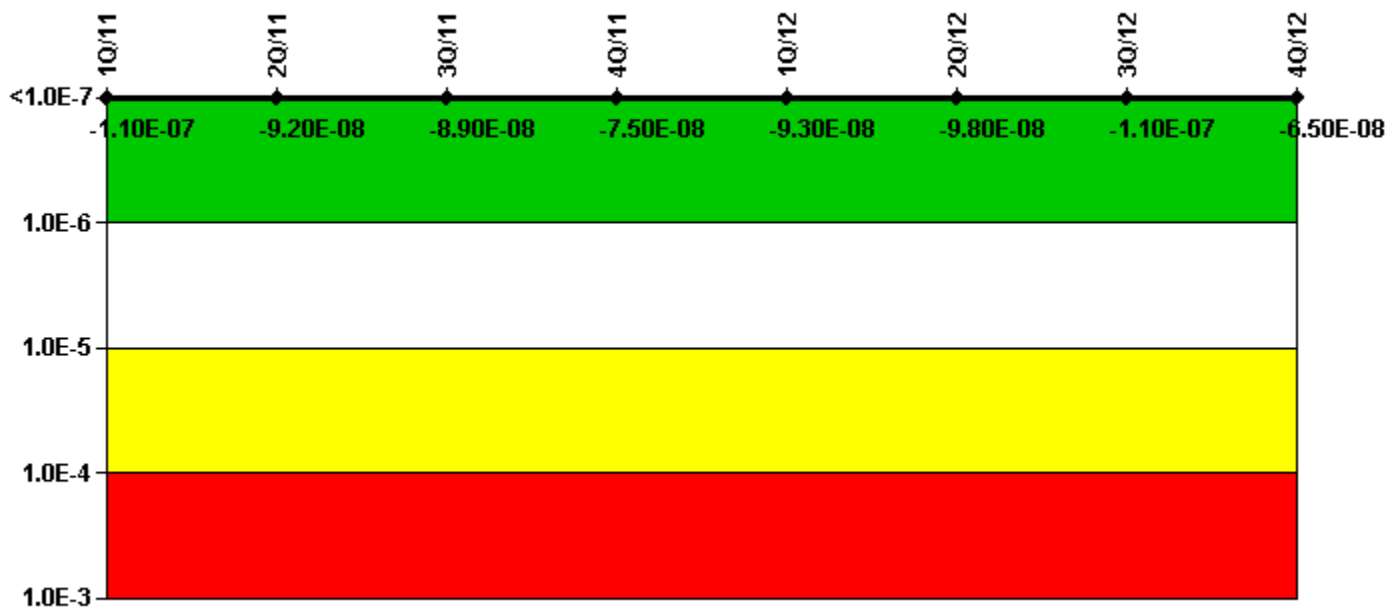
Notes

Mitigating Systems Performance Index, Emergency AC Power System	1Q/11	2Q/11	3Q/11	4Q/11	1Q/12	2Q/12	3Q/12	4Q/12
UAI (Δ CDF)	3.33E-10	9.06E-09	-7.02E-09	6.41E-09	1.58E-08	1.20E-08	8.95E-09	8.62E-09
URI (Δ CDF)	2.25E-08	2.28E-08	2.89E-08	2.77E-08	-1.41E-08	-1.82E-08	-1.51E-08	3.48E-08
PLE	NO	NO	NO	NO	NO	NO	NO	NO
Indicator value	2.30E-08	3.20E-08	2.20E-08	3.40E-08	1.70E-09	-6.20E-09	-6.10E-09	4.30E-08

Licensee Comments:

1Q/11: Changed PRA Parameter(s). MSPI basis document revision 5 incorporates PRA updates for PBAPS U2 and U3 completed in the 3rd qtr 2010. MSPI PRA values for all impacted functions, device records and unit CDF have been revised IAW the values calculated in PB209A for U2 and PB309A for U3, respectively.

Mitigating Systems Performance Index, High Pressure Injection System



Thresholds: White > 1.00E-6 Yellow > 1.00E-5 Red > 1.00E-4

Notes

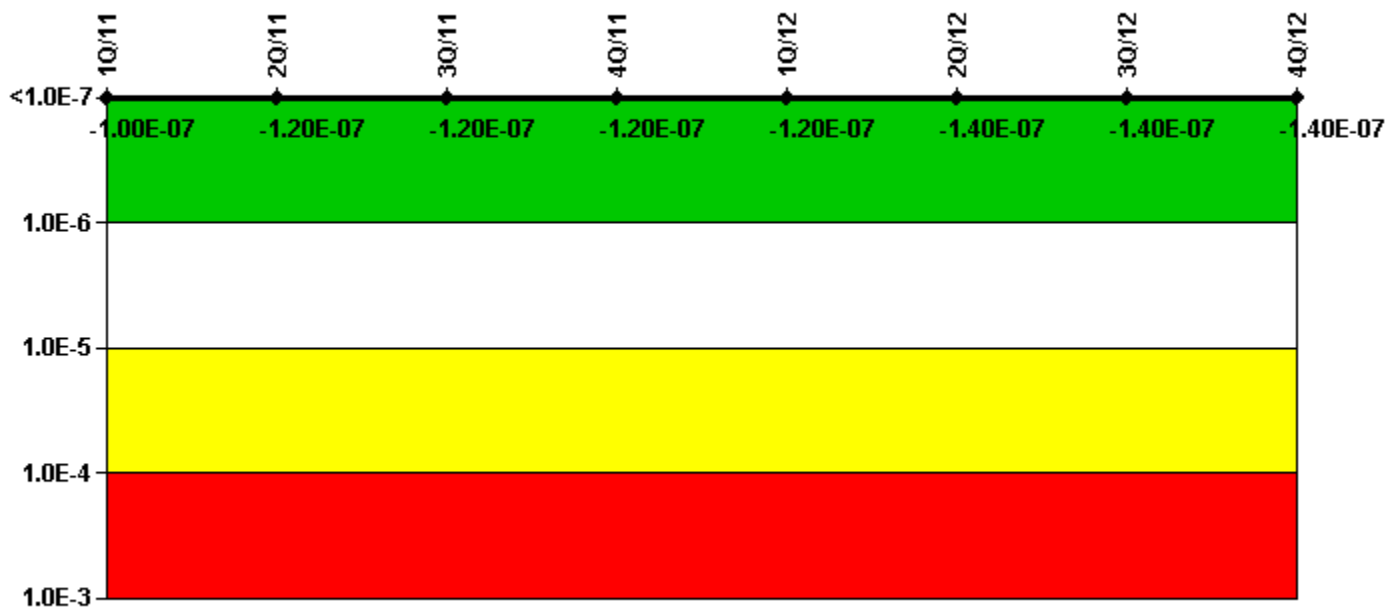
Mitigating Systems Performance Index, High Pressure Injection System	1Q/11	2Q/11	3Q/11	4Q/11	1Q/12	2Q/12	3Q/12	4Q/12
UAI (Δ CDF)	6.41E-09	2.42E-08	2.80E-08	4.20E-08	2.36E-08	1.92E-08	1.03E-08	5.13E-08
URI (Δ CDF)	-1.16E-07	-1.16E-07	-1.17E-07	-1.17E-07	-1.17E-07	-1.17E-07	-1.17E-07	-1.16E-07
PLE	NO	NO	NO	NO	NO	NO	NO	NO
Indicator value	-1.10E-07	-9.20E-08	-8.90E-08	-7.50E-08	-9.30E-08	-9.80E-08	-1.10E-07	-6.50E-08

Licensee Comments:

4Q/12: 1/15/2013 Changes to PBAPS MSPI Basis Document Revision 7, dated 9/10/2012 for 4thQtr2012 and forward were applied to MSPI HPI and RH, to account for a revision to the estimated demands for HPI/RH per refueling cycle.

1Q/11: Changed PRA Parameter(s). MSPI basis document revision 5 incorporates PRA updates for PBAPS U2 and U3 completed in the 3rd qtr 2010. MSPI PRA values for all impacted functions, device records and unit CDF have been revised IAW the values calculated in PB209A for U2 and PB309A for U3, respectively.

Mitigating Systems Performance Index, Heat Removal System



Thresholds: White > 1.00E-6 Yellow > 1.00E-5 Red > 1.00E-4

Notes


Mitigating Systems Performance Index, Heat Removal System	1Q/11	2Q/11	3Q/11	4Q/11	1Q/12	2Q/12	3Q/12	4Q/12
UAI (Δ CDF)	5.80E-09	-1.43E-08	-1.49E-08	-1.47E-08	-1.48E-08	-3.52E-08	-3.52E-08	-3.52E-08
URI (Δ CDF)	-1.06E-07	-1.06E-07	-1.07E-07	-1.07E-07	-1.07E-07	-1.08E-07	-1.08E-07	-1.06E-07
PLE	NO	NO	NO	NO	NO	NO	NO	NO
Indicator value	-1.00E-07	-1.20E-07	-1.20E-07	-1.20E-07	-1.20E-07	-1.40E-07	-1.40E-07	-1.40E-07

Licensee Comments:

4Q/12: 1/15/2013 Changes to PBAPS MSPI Basis Document Revision 7, dated 9/10/2012 for 4thQtr2012 and forward were applied to MSPI-HPI and RH, to account for a revision to the estimated demands for HPI/RH per refueling cycle.

1Q/11: Changed PRA Parameter(s). MSPI basis document revision 5 incorporates PRA updates for PBAPS U2 and U3 completed in the 3rd qtr 2010. MSPI PRA values for all impacted functions, device records and unit CDF have been revised IAW the values calculated in PB209A for U2 and PB309A for U3, respectively.

Mitigating Systems Performance Index, Residual Heat Removal System



Thresholds: White > 1.00E-6 Yellow > 1.00E-5 Red > 1.00E-4

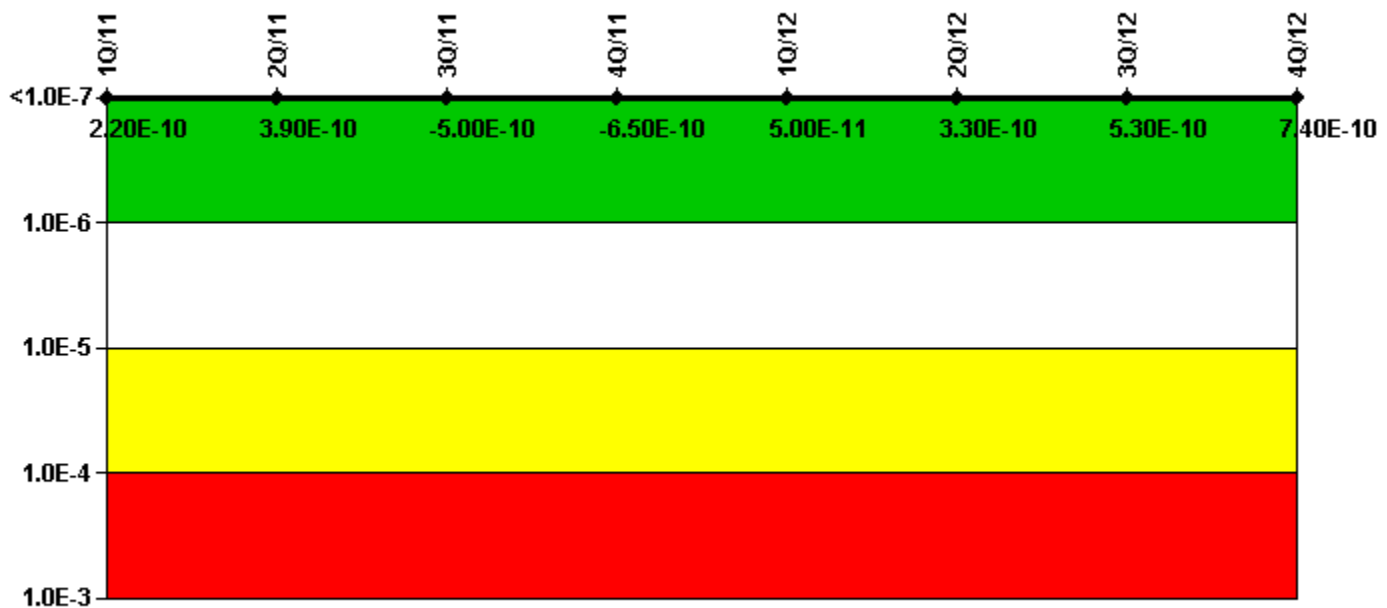
Notes

Mitigating Systems Performance Index, Residual Heat Removal System	1Q/11	2Q/11	3Q/11	4Q/11	1Q/12	2Q/12	3Q/12	4Q/12
UAI (Δ CDF)	-2.33E-10	-1.94E-10	-1.84E-10	-2.66E-10	1.77E-10	2.96E-10	2.70E-10	1.07E-10
URI (Δ CDF)	-4.24E-09	-5.14E-09	-5.97E-09	-6.74E-09	-7.47E-09	-8.15E-09	-8.78E-09	-9.38E-09
PLE	NO	NO	NO	NO	NO	NO	NO	NO
Indicator value	-4.50E-09	-5.30E-09	-6.20E-09	-7.00E-09	-7.30E-09	-7.80E-09	-8.50E-09	-9.30E-09

Licensee Comments:

1Q/11: Changed PRA Parameter(s). MSPI basis document revision 5 incorporates PRA updates for PBAPS U2 and U3 completed in the 3rd qtr 2010. MSPI PRA values for all impacted functions, device records and unit CDF have been revised IAW the values calculated in PB209A for U2 and PB309A for U3, respectively.

Mitigating Systems Performance Index, Cooling Water Systems



Thresholds: White > 1.00E-6 Yellow > 1.00E-5 Red > 1.00E-4

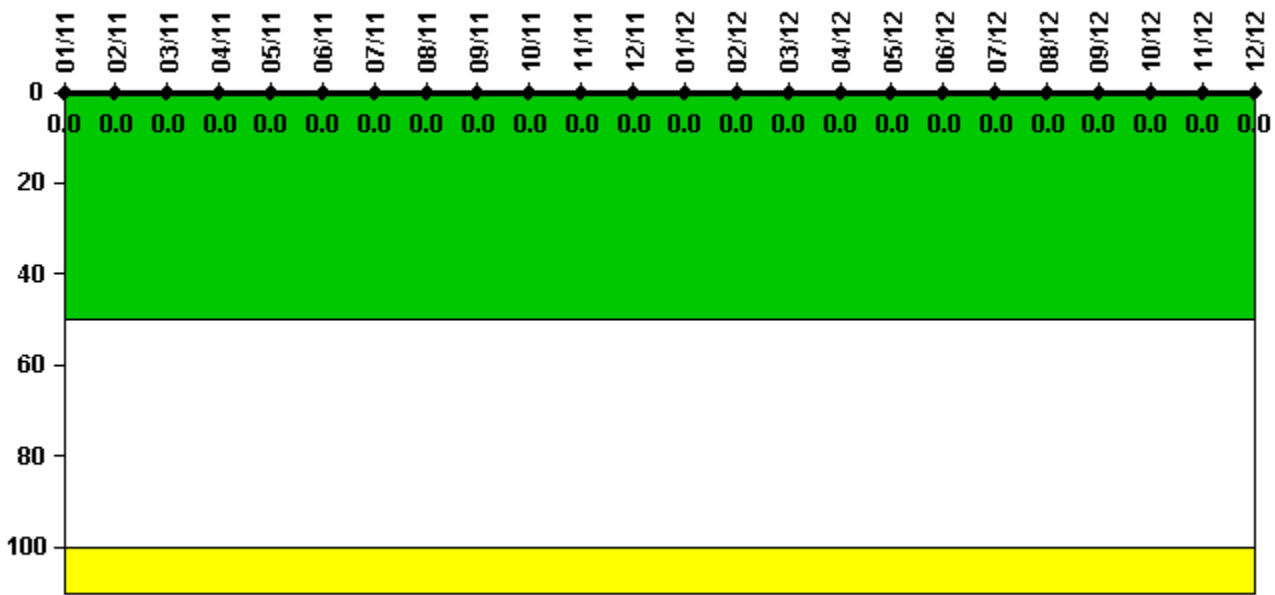
Notes

Mitigating Systems Performance Index, Cooling Water Systems	1Q/11	2Q/11	3Q/11	4Q/11	1Q/12	2Q/12	3Q/12	4Q/12
UAI (Δ CDF)	1.97E-09	2.13E-09	1.24E-09	1.09E-09	1.79E-09	2.07E-09	2.27E-09	2.48E-09
URI (Δ CDF)	-1.74E-09	-1.74E-09	-1.74E-09	-1.74E-09	-1.74E-09	-1.74E-09	-1.74E-09	-1.74E-09
PLE	NO	NO	NO	NO	NO	NO	NO	NO
Indicator value	2.20E-10	3.90E-10	-5.00E-10	-6.50E-10	5.00E-11	3.30E-10	5.30E-10	7.40E-10

Licensee Comments:

1Q/11: Changed PRA Parameter(s). MSPI basis document revision 5 incorporates PRA updates for PBAPS U2 and U3 completed in the 3rd qtr 2010. MSPI PRA values for all impacted functions, device records and unit CDF have been revised IAW the values calculated in PB209A for U2 and PB309A for U3, respectively.

Reactor Coolant System Activity



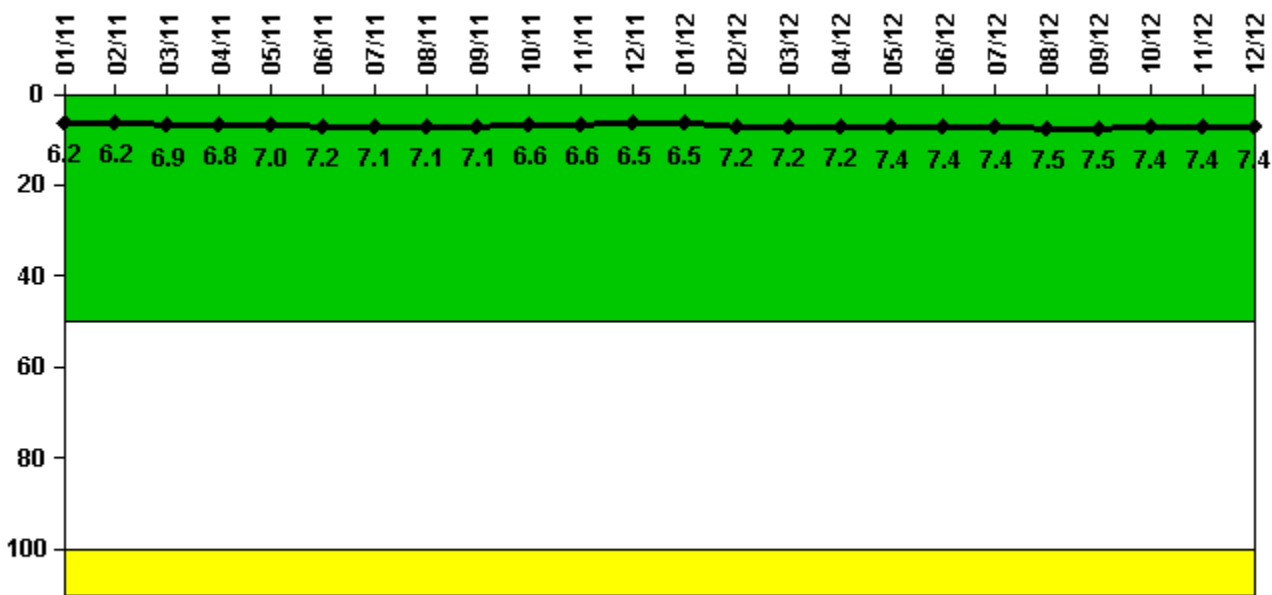
Thresholds: White > 50.0 Yellow > 100.0

Notes

Reactor Coolant System Activity	1/11	2/11	3/11	4/11	5/11	6/11	7/11	8/11	9/11	10/11	11/11	12/11
Maximum activity	0.000076	0.000053	0.000062	0.000060	0.000076	0.000077	0.000081	0.000075	0.000060	0.000088	0.000030	0.000023
Technical specification limit	0.2	0.2	0.2	0.2	0.2	0.2	0.2	0.2	0.2	0.2	0.2	0.2
Indicator value	0	0	0	0	0	0	0	0	0	0	0	0
Reactor Coolant System Activity	1/12	2/12	3/12	4/12	5/12	6/12	7/12	8/12	9/12	10/12	11/12	12/12
Maximum activity	0.000022	0.000042	0.000029	0.000027	0.000044	0.000028	0.000034	0.000031	0.000028	0.000053	0.000024	0.000026
Technical specification limit	0.2	0.2	0.2	0.2	0.2	0.2	0.2	0.2	0.2	0.2	0.2	0.2
Indicator value	0	0	0	0	0	0	0	0	0	0	0	0

Licensee Comments: none

Reactor Coolant System Leakage



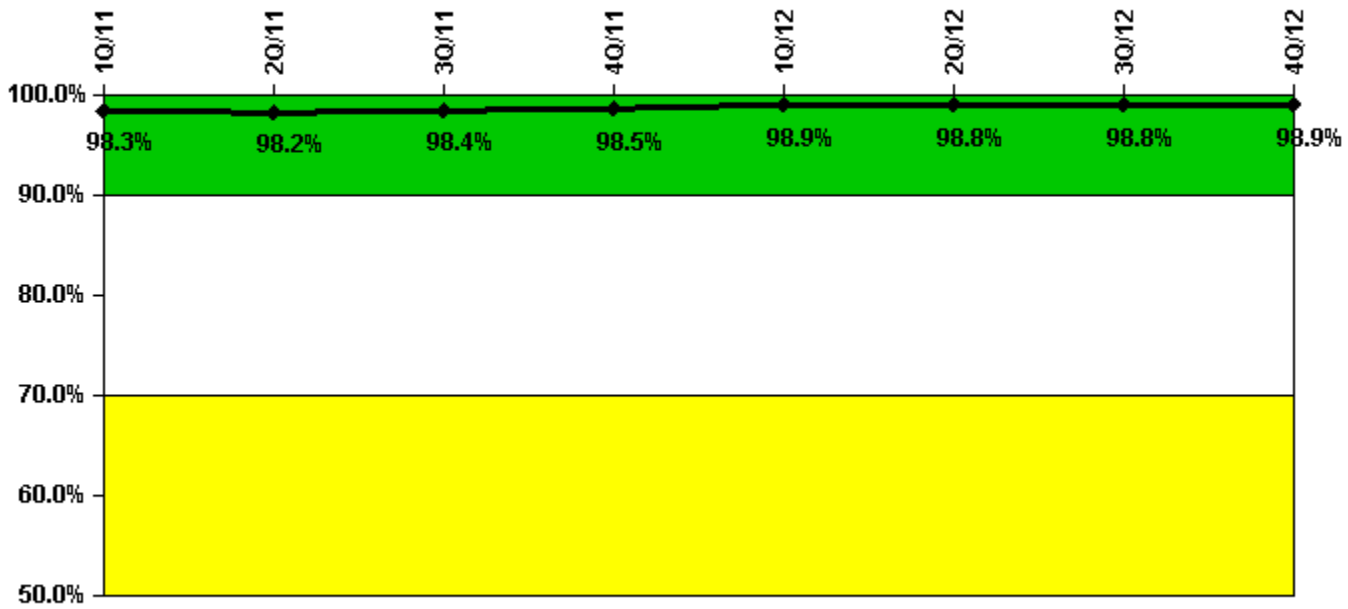
Thresholds: White > 50.0 Yellow > 100.0

Notes

Reactor Coolant System Leakage	1/11	2/11	3/11	4/11	5/11	6/11	7/11	8/11	9/11	10/11	11/11	12/11
Maximum leakage	1.560	1.560	1.720	1.710	1.740	1.790	1.780	1.770	1.770	1.660	1.660	1.630
Technical specification limit	25.0	25.0	25.0	25.0	25.0	25.0	25.0	25.0	25.0	25.0	25.0	25.0
Indicator value	6.2	6.2	6.9	6.8	7.0	7.2	7.1	7.1	7.1	6.6	6.6	6.5
Reactor Coolant System Leakage	1/12	2/12	3/12	4/12	5/12	6/12	7/12	8/12	9/12	10/12	11/12	12/12
Maximum leakage	1.630	1.810	1.810	1.800	1.840	1.860	1.860	1.870	1.870	1.860	1.850	1.850
Technical specification limit	25.0	25.0	25.0	25.0	25.0	25.0	25.0	25.0	25.0	25.0	25.0	25.0
Indicator value	6.5	7.2	7.2	7.2	7.4	7.4	7.4	7.5	7.5	7.4	7.4	7.4

Licensee Comments: none

Drill/Exercise Performance



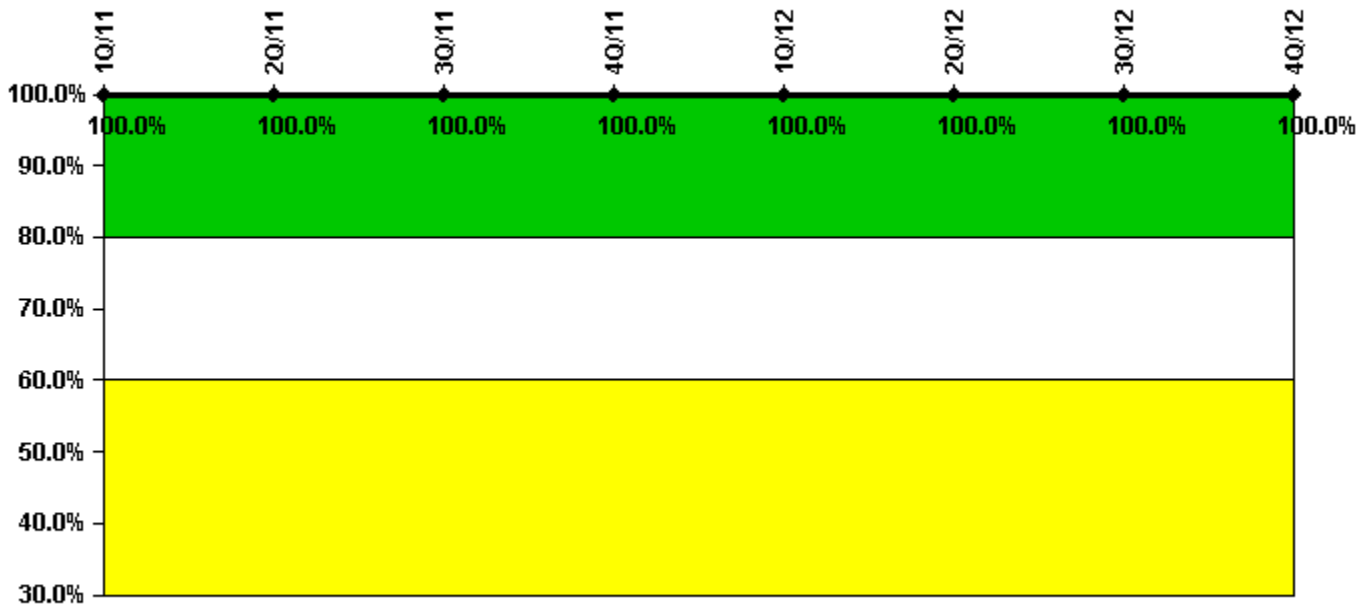
Thresholds: White < 90.0% Yellow < 70.0%

Notes

Drill/Exercise Performance	1Q/11	2Q/11	3Q/11	4Q/11	1Q/12	2Q/12	3Q/12	4Q/12
Successful opportunities	70.0	26.0	19.0	36.0	93.0	32.0	15.0	57.0
Total opportunities	73.0	27.0	19.0	36.0	93.0	32.0	15.0	57.0
Indicator value	98.3%	98.2%	98.4%	98.5%	98.9%	98.8%	98.8%	98.9%

Licensee Comments: none

ERO Drill Participation



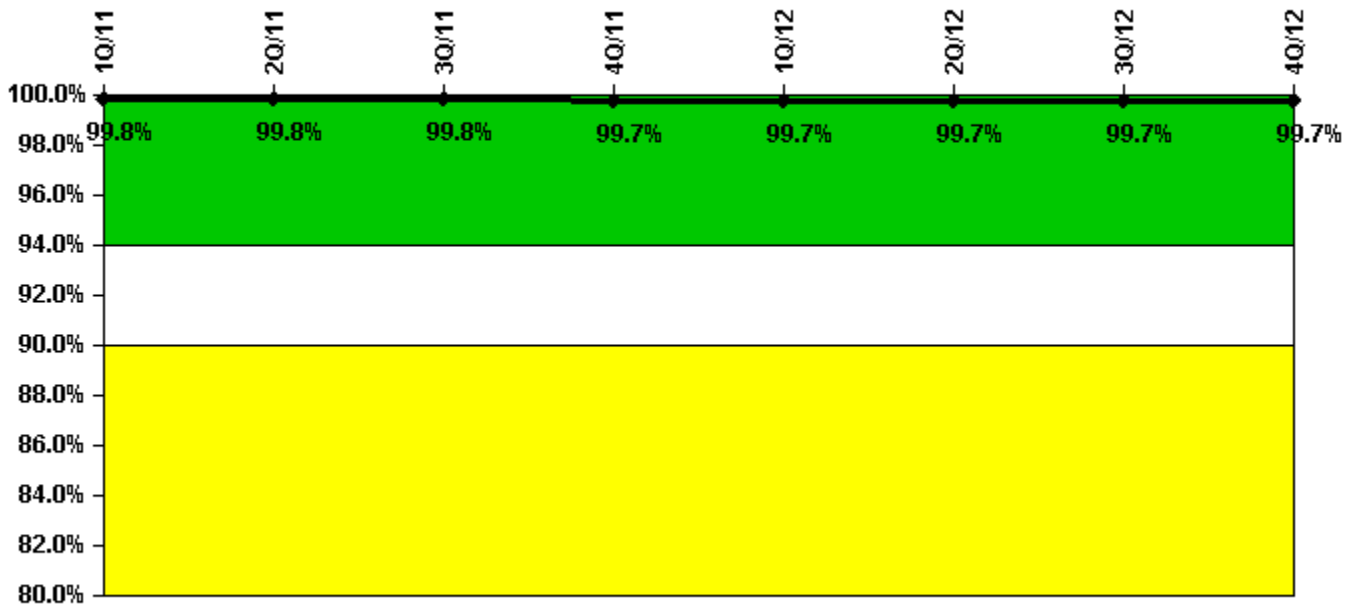
Thresholds: White < 80.0% Yellow < 60.0%

Notes

ERO Drill Participation	1Q/11	2Q/11	3Q/11	4Q/11	1Q/12	2Q/12	3Q/12	4Q/12
Participating Key personnel	66.0	67.0	61.0	67.0	71.0	72.0	74.0	77.0
Total Key personnel	66.0	67.0	61.0	67.0	71.0	72.0	74.0	77.0
Indicator value	100.0%	100.0%	100.0%	100.0%	100.0%	100.0%	100.0%	100.0%

Licensee Comments: none

Alert & Notification System



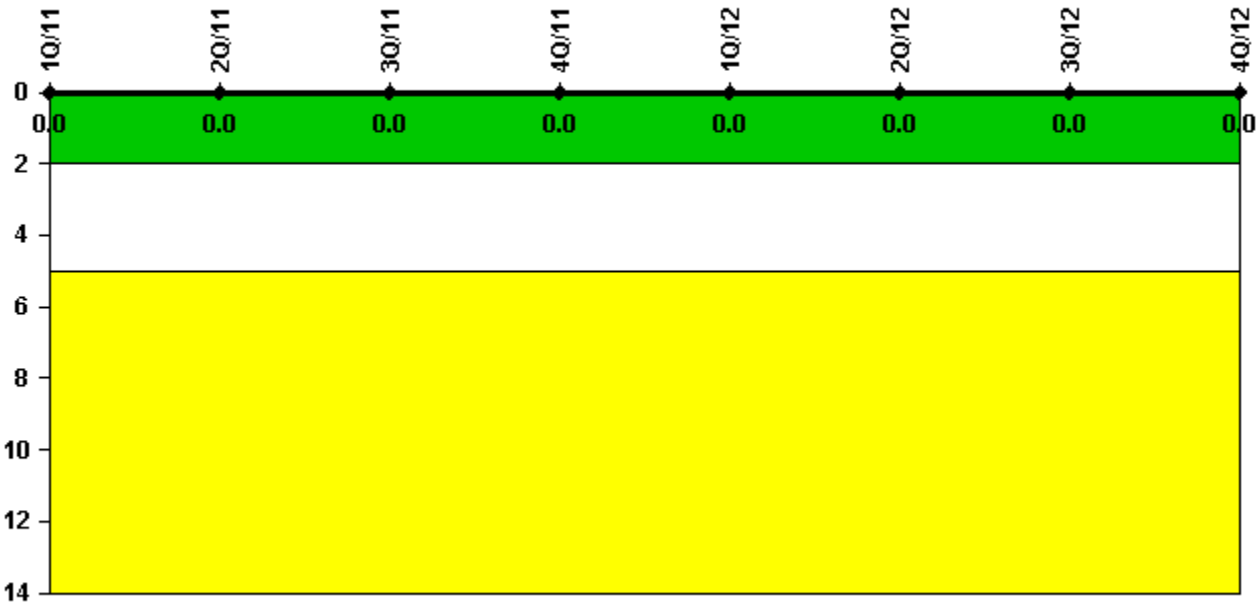
Thresholds: White < 94.0% Yellow < 90.0%

Notes

Alert & Notification System	1Q/11	2Q/11	3Q/11	4Q/11	1Q/12	2Q/12	3Q/12	4Q/12
Successful siren-tests	1260	1259	1254	1257	1258	1258	1257	1249
Total sirens-tests	1261	1261	1261	1261	1261	1261	1261	1255
Indicator value	99.8%	99.8%	99.8%	99.7%	99.7%	99.7%	99.7%	99.7%

Licensee Comments: none

Occupational Exposure Control Effectiveness



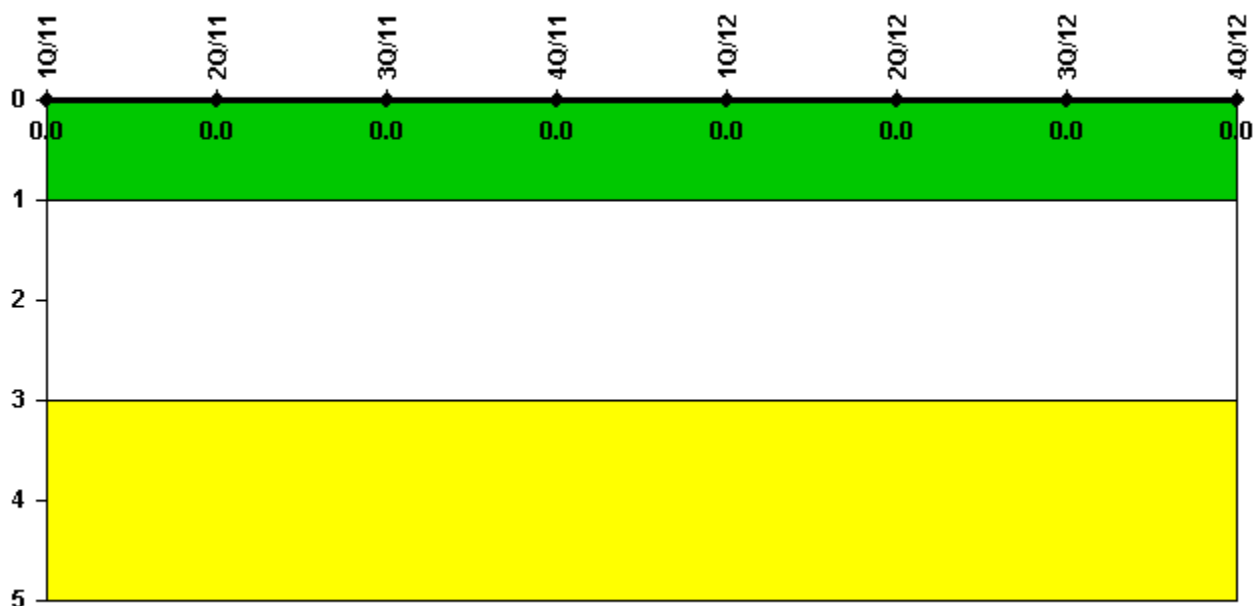
Thresholds: White > 2.0 Yellow > 5.0

Notes

Occupational Exposure Control Effectiveness	1Q/11	2Q/11	3Q/11	4Q/11	1Q/12	2Q/12	3Q/12	4Q/12
High radiation area occurrences	0	0	0	0	0	0	0	0
Very high radiation area occurrences	0	0	0	0	0	0	0	0
Unintended exposure occurrences	0	0	0	0	0	0	0	0
Indicator value	0	0	0	0	0	0	0	0

Licensee Comments: none

RETS/ODCM Radiological Effluent



Thresholds: White > 1.0 Yellow > 3.0

Notes

RETS/ODCM Radiological Effluent	1Q/11	2Q/11	3Q/11	4Q/11	1Q/12	2Q/12	3Q/12	4Q/12
RETS/ODCM occurrences	0	0	0	0	0	0	0	0
Indicator value	0	0	0	0	0	0	0	0

Licensee Comments: none

Although the Security Cornerstone is included in the Reactor Oversight Process assessment program, the Commission has decided that specific information related to findings and performance indicators pertaining to the Security Cornerstone will not be publicly available to ensure that security information is not provided to a possible adversary. Other than the fact that a finding or performance indicator is Green or Greater-Than-Green, security related information will not be displayed on the public web page.