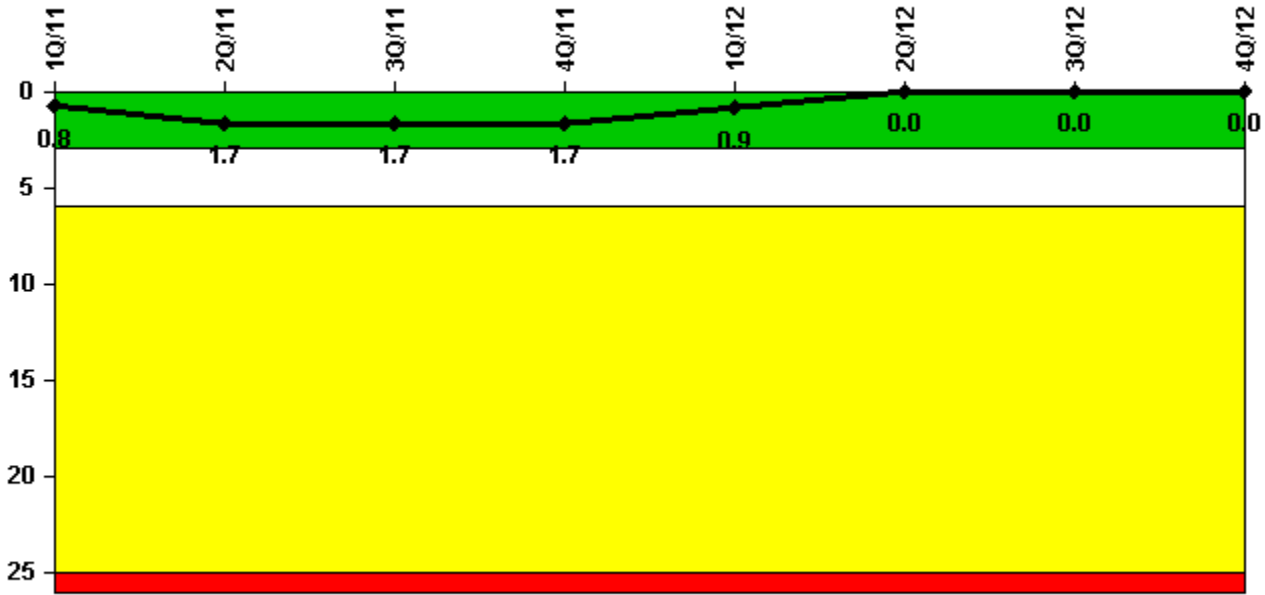


Limerick 2

4Q/2012 Performance Indicators

Licensee's General Comments: none

Unplanned Scrams per 7000 Critical Hrs



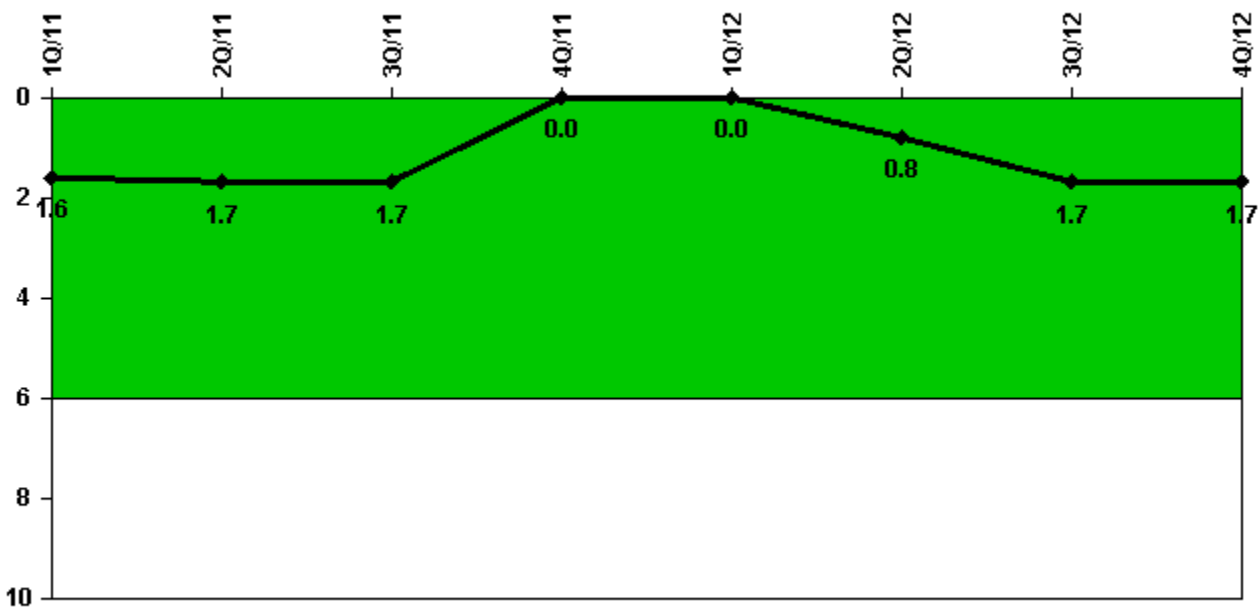
Thresholds: White > 3.0 Yellow > 6.0 Red > 25.0

Notes

Unplanned Scrams per 7000 Critical Hrs	1Q/11	2Q/11	3Q/11	4Q/11	1Q/12	2Q/12	3Q/12	4Q/12
Unplanned scrams	1.0	1.0	0	0	0	0	0	0
Critical hours	2024.4	1592.4	2208.0	2209.0	2183.0	1923.7	2155.7	2209.0
Indicator value	0.8	1.7	1.7	1.7	0.9	0	0	0

Licensee Comments: none

Unplanned Power Changes per 7000 Critical Hrs



Thresholds: White > 6.0

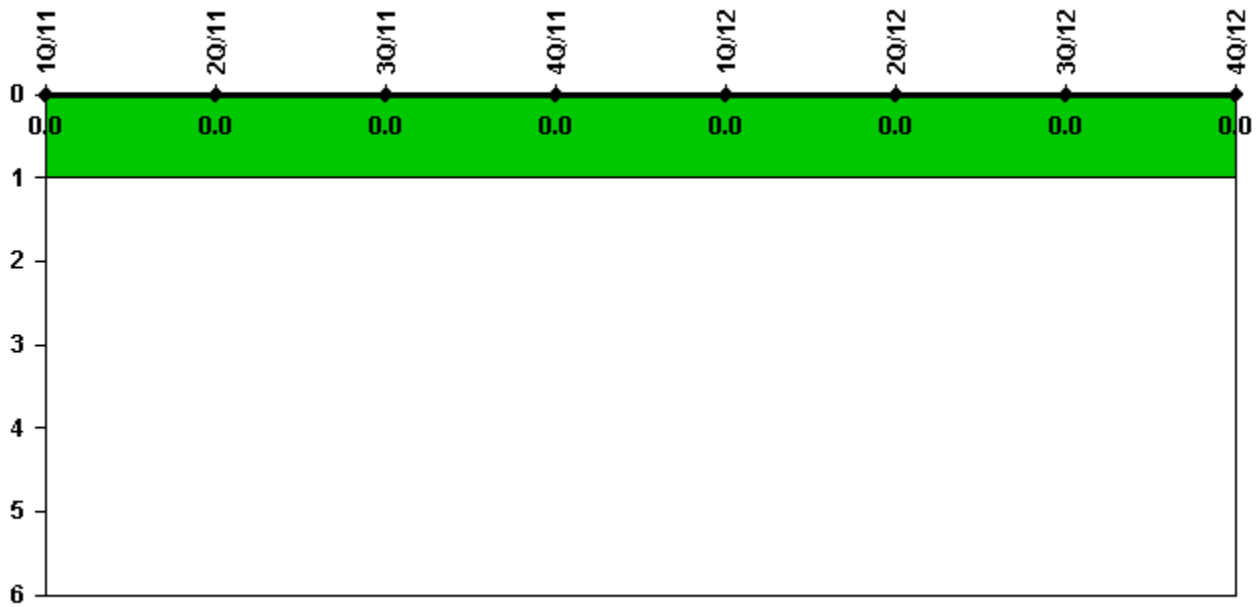
Notes

Unplanned Power Changes per 7000 Critical Hrs	1Q/11	2Q/11	3Q/11	4Q/11	1Q/12	2Q/12	3Q/12	4Q/12
Unplanned power changes	0	0	0	0	0	1.0	1.0	0
Critical hours	2024.4	1592.4	2208.0	2209.0	2183.0	1923.7	2155.7	2209.0
Indicator value	1.6	1.7	1.7	0	0	0.8	1.7	1.7

Licensee Comments:

1Q/11: IE03 changed from unplanned to planned for the power ascension, which began on 02/28/2011 at 22:02 and ended on 3/1/11. This was more than 72 hours after an unplanned manual scram which occurred on 2/25/2011 at 09:12 which meets the definition of a planned power change. No color change is involved.

Unplanned Scrams with Complications



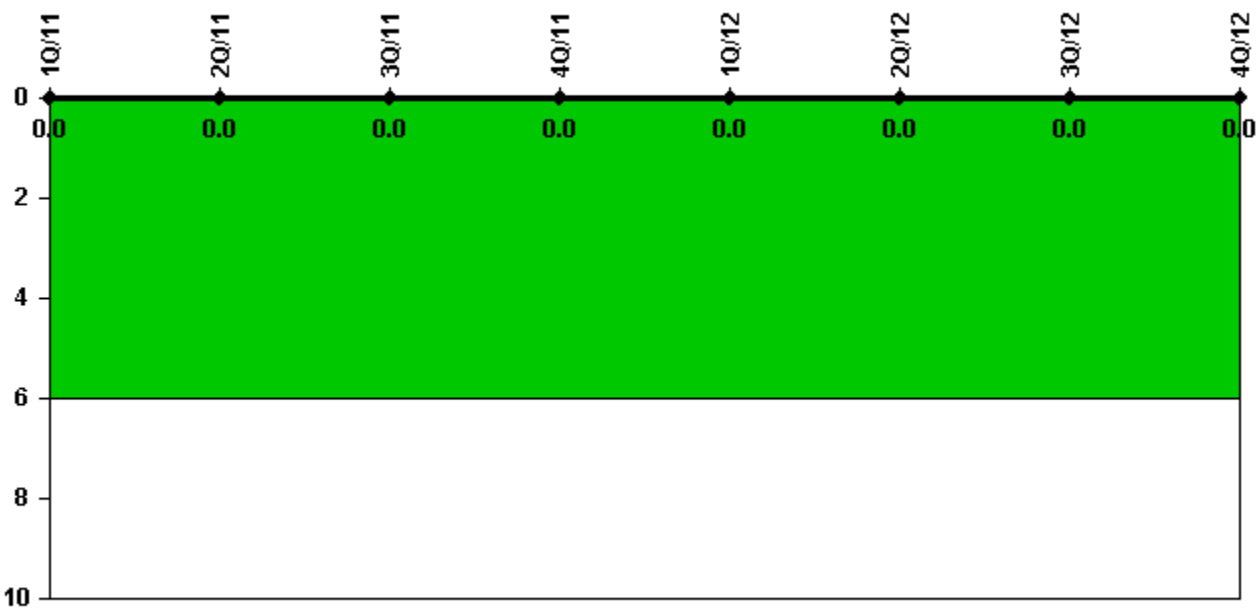
Thresholds: White > 1.0

Notes

Unplanned Scrams with Complications	1Q/11	2Q/11	3Q/11	4Q/11	1Q/12	2Q/12	3Q/12	4Q/12
Scrams with complications	0	0	0	0	0	0	0	0
Indicator value	0.0	0.0	0.0	0.0	0.0	0.0	0.0	0.0

Licensee Comments: none

Safety System Functional Failures (BWR)




Thresholds: White > 6.0

Notes

Safety System Functional Failures (BWR)	1Q/11	2Q/11	3Q/11	4Q/11	1Q/12	2Q/12	3Q/12	4Q/12
Safety System Functional Failures	0	0	0	0	0	0	0	0
Indicator value	0	0	0	0	0	0	0	0

Licensee Comments: none

Mitigating Systems Performance Index, Emergency AC Power System




Thresholds: White > 1.00E-6 Yellow > 1.00E-5 Red > 1.00E-4

Notes

Mitigating Systems Performance Index, Emergency AC Power System	1Q/11	2Q/11	3Q/11	4Q/11	1Q/12	2Q/12	3Q/12	4Q/12
UAI (Δ CDF)	7.78E-09	7.98E-09	9.41E-09	1.23E-08	1.31E-08	1.14E-08	1.17E-08	1.27E-08
URI (Δ CDF)	-1.14E-08	6.50E-09	5.95E-09	6.94E-09	7.44E-09	9.97E-09	1.00E-08	1.08E-08
PLE	NO	NO	NO	NO	NO	NO	NO	NO
Indicator value	-3.60E-09	1.40E-08	1.50E-08	1.90E-08	2.10E-08	2.10E-08	2.20E-08	2.40E-08

Licensee Comments: none

Mitigating Systems Performance Index, High Pressure Injection System




Thresholds: White > 1.00E-6 Yellow > 1.00E-5 Red > 1.00E-4

Notes

Mitigating Systems Performance Index, High Pressure Injection System	1Q/11	2Q/11	3Q/11	4Q/11	1Q/12	2Q/12	3Q/12	4Q/12
UAI (Δ CDF)	-3.20E-08	-3.20E-08	-1.09E-08	-7.05E-09	4.15E-11	1.94E-08	3.83E-08	3.92E-08
URI (Δ CDF)	-4.62E-08	-4.63E-08	-4.64E-08	-4.64E-08	-4.65E-08	-4.66E-08	-4.66E-08	-4.66E-08
PLE	NO	NO	NO	NO	NO	NO	NO	NO
Indicator value	-7.80E-08	-7.80E-08	-5.70E-08	-5.30E-08	-4.60E-08	-2.70E-08	-8.30E-09	-7.40E-09

Licensee Comments: none

Mitigating Systems Performance Index, Heat Removal System



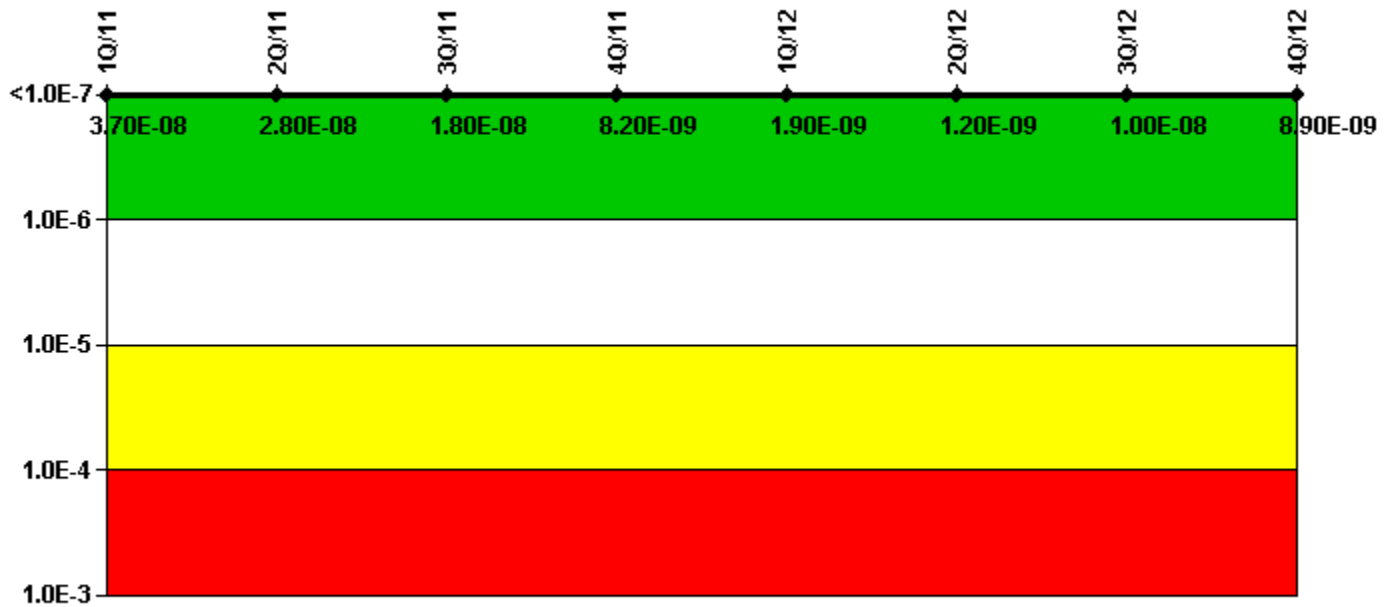
Thresholds: White > 1.00E-6 Yellow > 1.00E-5 Red > 1.00E-4

Notes

Mitigating Systems Performance Index, Heat Removal System	1Q/11	2Q/11	3Q/11	4Q/11	1Q/12	2Q/12	3Q/12	4Q/12
UAI (Δ CDF)	2.63E-09	-6.05E-10	-1.32E-08	-1.21E-09	-1.99E-09	-3.87E-09	6.66E-09	-5.37E-09
URI (Δ CDF)	-2.71E-08	-2.71E-08	-2.71E-08	-2.71E-08	-2.71E-08	-2.71E-08	-2.71E-08	-2.71E-08
PLE	NO	NO	NO	NO	NO	NO	NO	NO
Indicator value	-2.40E-08	-2.80E-08	-4.00E-08	-2.80E-08	-2.90E-08	-3.10E-08	-2.00E-08	-3.20E-08

Licensee Comments: none

Mitigating Systems Performance Index, Residual Heat Removal System



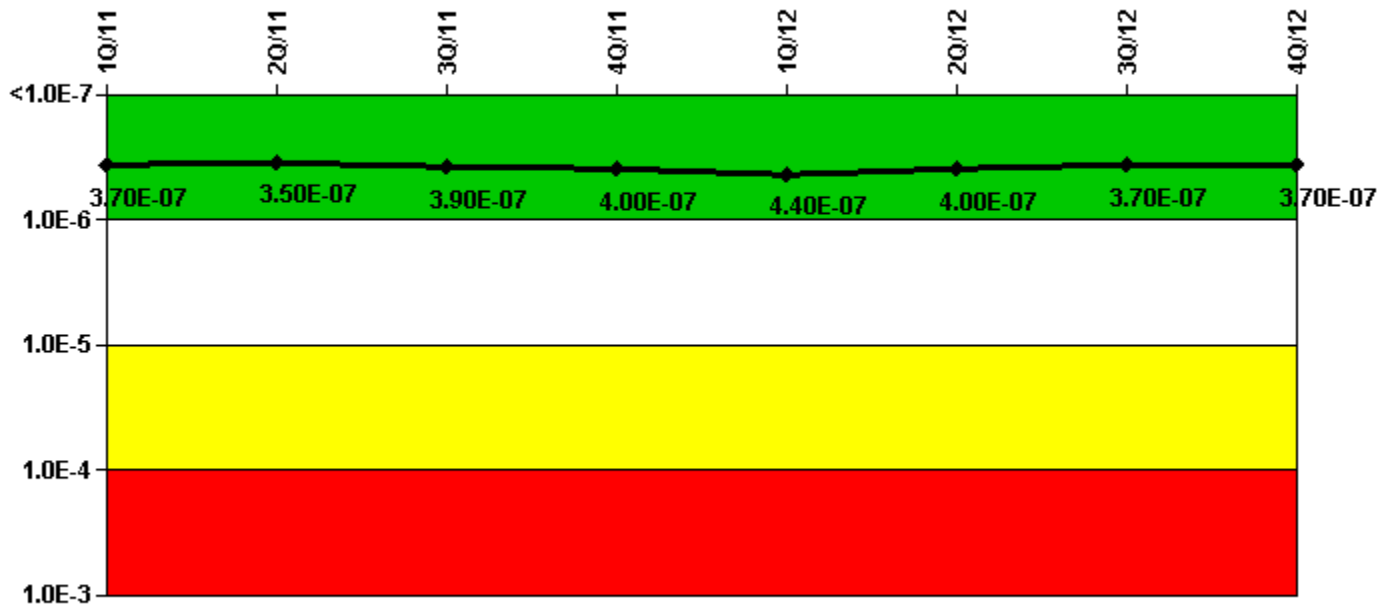
Thresholds: White > 1.00E-6 Yellow > 1.00E-5 Red > 1.00E-4

Notes

Mitigating Systems Performance Index, Residual Heat Removal System	1Q/11	2Q/11	3Q/11	4Q/11	1Q/12	2Q/12	3Q/12	4Q/12
UAI (Δ CDF)	3.83E-08	3.06E-08	1.98E-08	1.03E-08	3.95E-09	3.26E-09	1.21E-08	1.10E-08
URI (Δ CDF)	-1.38E-09	-2.16E-09	-2.17E-09	-2.17E-09	-2.09E-09	-2.07E-09	-2.07E-09	-2.06E-09
PLE	NO	NO	NO	NO	NO	NO	NO	NO
Indicator value	3.70E-08	2.80E-08	1.80E-08	8.20E-09	1.90E-09	1.20E-09	1.00E-08	8.90E-09

Licensee Comments: none

Mitigating Systems Performance Index, Cooling Water Systems



Thresholds: White > 1.00E-6 Yellow > 1.00E-5 Red > 1.00E-4

Notes

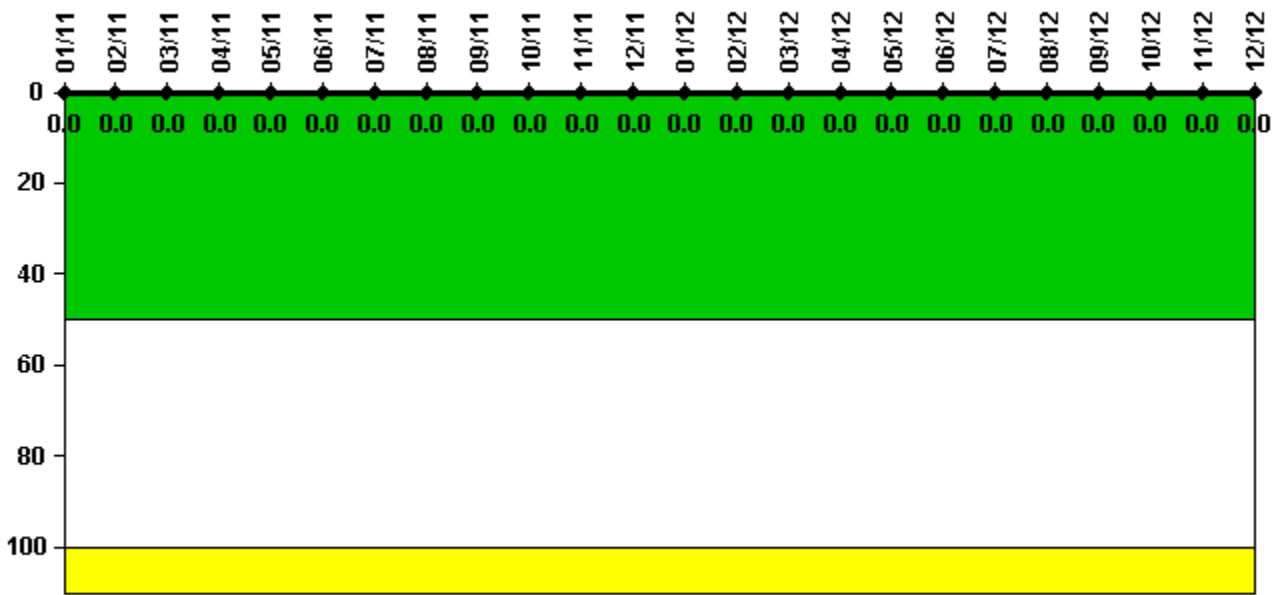
Mitigating Systems Performance Index, Cooling Water Systems	1Q/11	2Q/11	3Q/11	4Q/11	1Q/12	2Q/12	3Q/12	4Q/12
UAI (ΔCDF)	3.95E-07	3.75E-07	4.20E-07	4.25E-07	4.71E-07	4.28E-07	4.00E-07	4.01E-07
URI (ΔCDF)	-2.81E-08	-2.85E-08	-2.91E-08	-3.00E-08	-3.05E-08	-3.09E-08	-3.12E-08	-3.14E-08
PLE	NO	NO	NO	NO	NO	NO	NO	NO
Indicator value	3.70E-07	3.50E-07	3.90E-07	4.00E-07	4.40E-07	4.00E-07	3.70E-07	3.70E-07

Licensee Comments:

1Q/12: LGS MSPI Basis Document revision 4 was effective on 01/01/12. This was approved and issued on 12/15/11. This revision incorporated FAQs 11-01 (CW), 11-06, 11-07, 11-08 (EDGs) and other minor changes. No PRA data or factors were changed and there was no impact to historical PI data.

3Q/11: 04/20/12- Station personnel identified errors counting ESW system unavailability hours for cooling water piping to RHR pump 2C motor oil cooler. Added 75.59 UA hours to ESW segment 17. No color thresholds were crossed due to this change. Ref: IR 1291798.

Reactor Coolant System Activity



Thresholds: White > 50.0 Yellow > 100.0

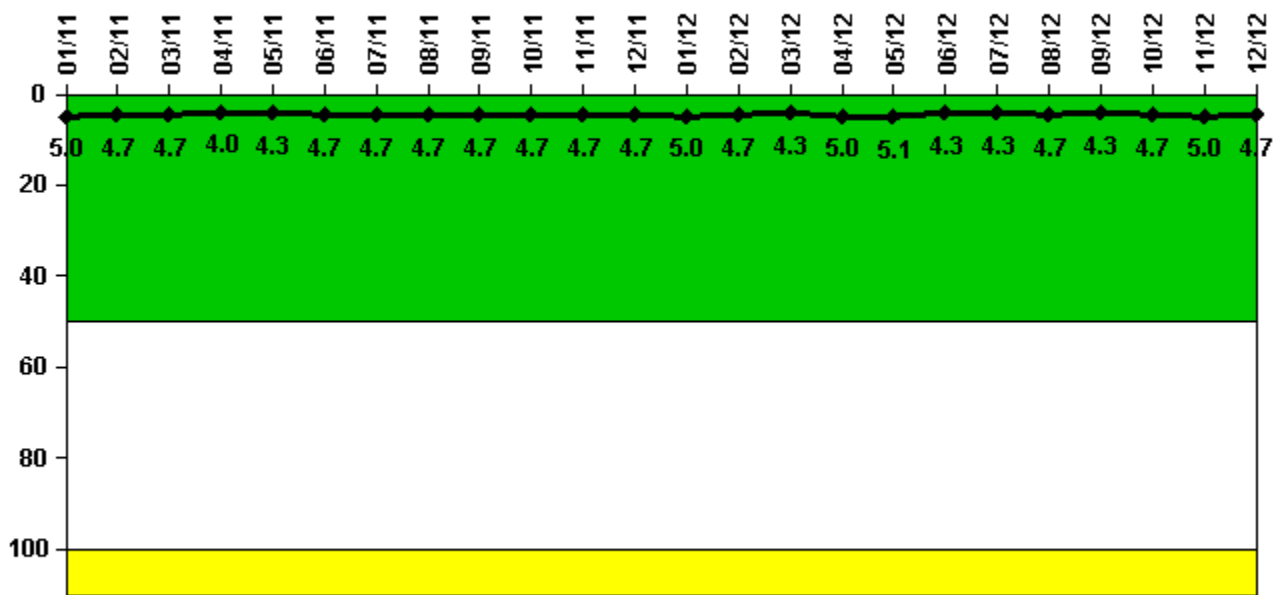
Notes

Reactor Coolant System Activity	1/11	2/11	3/11	4/11	5/11	6/11	7/11	8/11	9/11	10/11	11/11	12/11
Maximum activity	0.000014	0.000013	0.000015	0.000013	0.000010	0.000006	0.000008	0.000007	0.000008	0.000006	0.000006	0.000008
Technical specification limit	0.2	0.2	0.2	0.2	0.2	0.2	0.2	0.2	0.2	0.2	0.2	0.2
Indicator value	0	0	0	0	0	0	0	0	0	0	0	0

Reactor Coolant System Activity	1/12	2/12	3/12	4/12	5/12	6/12	7/12	8/12	9/12	10/12	11/12	12/12
Maximum activity	0.000006	0.000008	0.000008	0.000007	0.000008	0.000010	0.000008	0.000014	0.000008	0.000008	0.000007	0.000008
Technical specification limit	0.2	0.2	0.2	0.2	0.2	0.2	0.2	0.2	0.2	0.2	0.2	0.2
Indicator value	0	0	0	0	0	0	0	0	0	0	0	0

Licensee Comments: none

Reactor Coolant System Leakage



Thresholds: White > 50.0 Yellow > 100.0

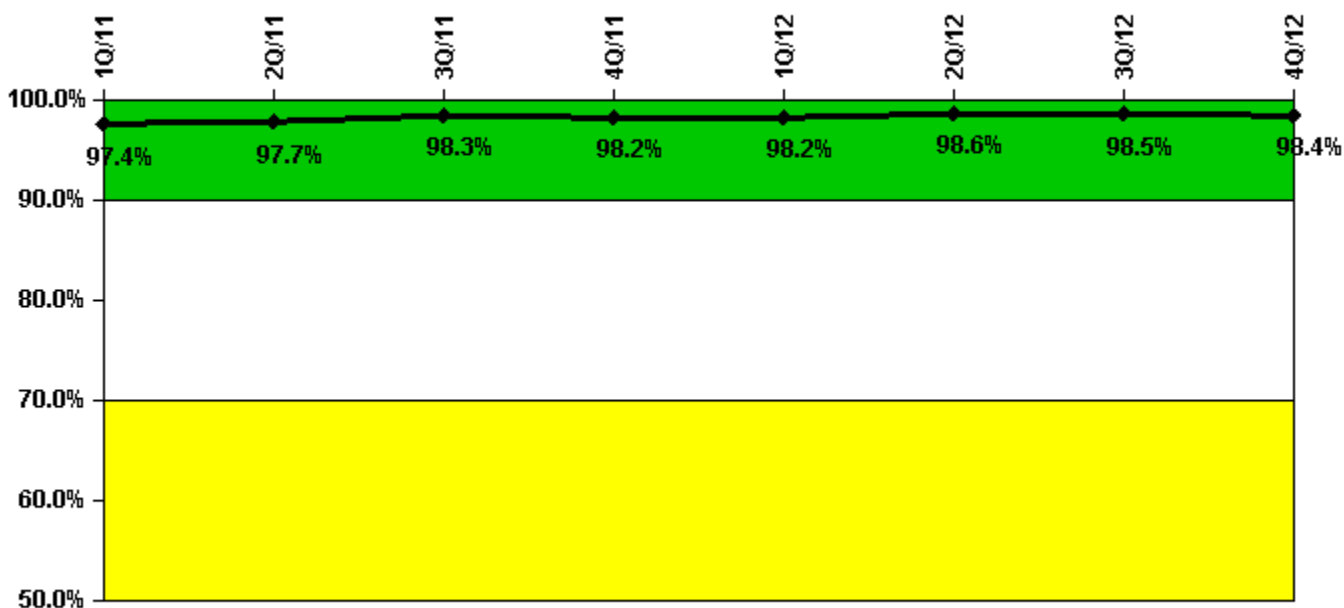
Notes

Reactor Coolant System Leakage	1/11	2/11	3/11	4/11	5/11	6/11	7/11	8/11	9/11	10/11	11/11	12/11
Maximum leakage	1.500	1.400	1.400	1.200	1.300	1.400	1.400	1.400	1.400	1.400	1.400	1.400
Technical specification limit	30.0	30.0	30.0	30.0	30.0	30.0	30.0	30.0	30.0	30.0	30.0	30.0
Indicator value	5.0	4.7	4.7	4.0	4.3	4.7	4.7	4.7	4.7	4.7	4.7	4.7

Reactor Coolant System Leakage	1/12	2/12	3/12	4/12	5/12	6/12	7/12	8/12	9/12	10/12	11/12	12/12
Maximum leakage	1.500	1.400	1.300	1.500	1.530	1.300	1.300	1.400	1.300	1.400	1.500	1.400
Technical specification limit	30.0	30.0	30.0	30.0	30.0	30.0	30.0	30.0	30.0	30.0	30.0	30.0
Indicator value	5.0	4.7	4.3	5.0	5.1	4.3	4.3	4.7	4.3	4.7	5.0	4.7

Licensee Comments: none

Drill/Exercise Performance



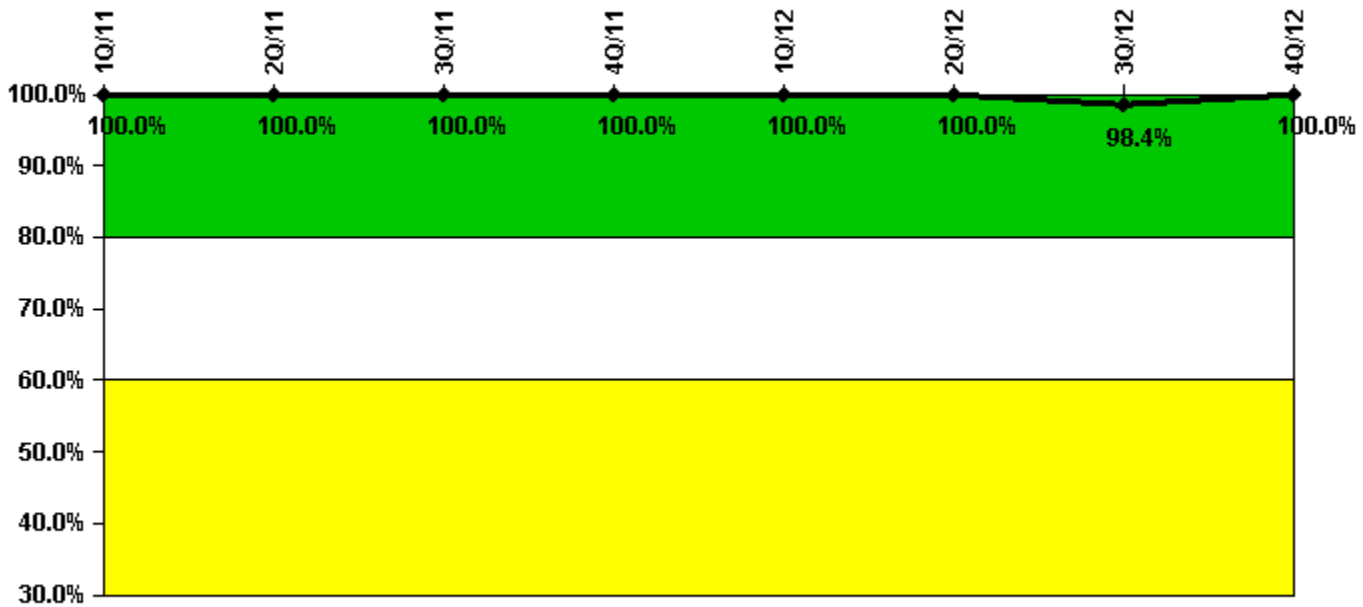
Thresholds: White < 90.0% Yellow < 70.0%

Notes

Drill/Exercise Performance	1Q/11	2Q/11	3Q/11	4Q/11	1Q/12	2Q/12	3Q/12	4Q/12
Successful opportunities	66.0	20.0	112.0	56.0	0	73.0	26.0	27.0
Total opportunities	68.0	20.0	113.0	57.0	0	73.0	28.0	27.0
Indicator value	97.4%	97.7%	98.3%	98.2%	98.2%	98.6%	98.5%	98.4%

Licensee Comments: none

ERO Drill Participation



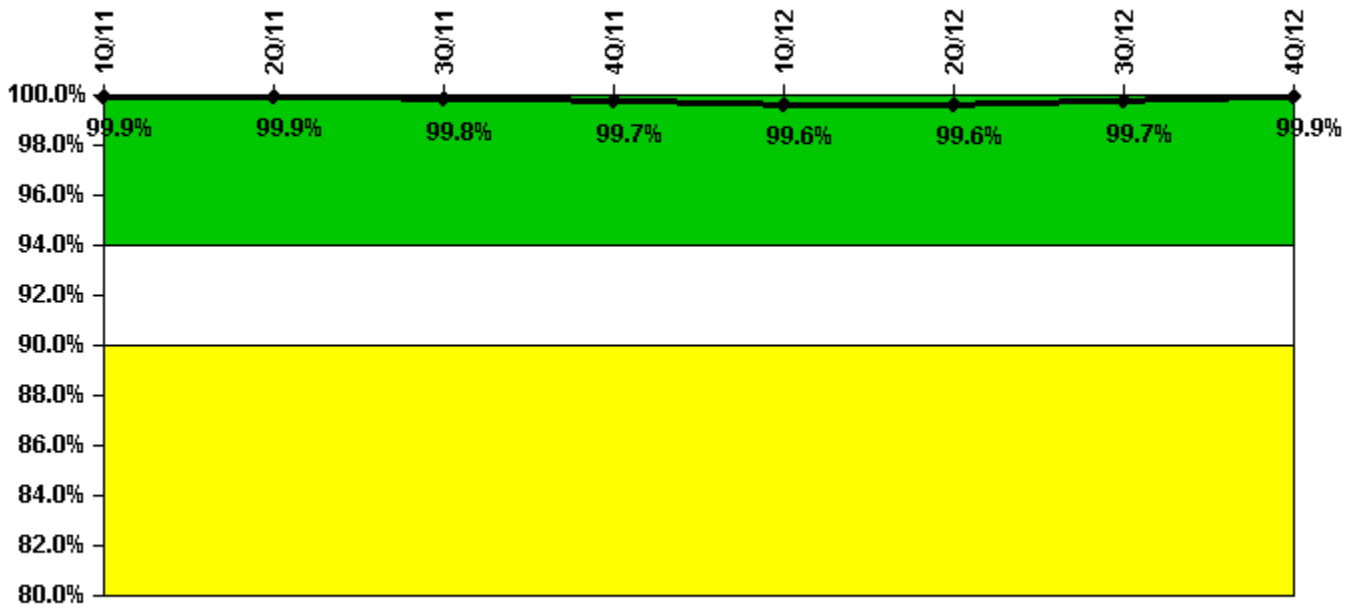
Thresholds: White < 80.0% Yellow < 60.0%

Notes

ERO Drill Participation	1Q/11	2Q/11	3Q/11	4Q/11	1Q/12	2Q/12	3Q/12	4Q/12
Participating Key personnel	65.0	64.0	63.0	65.0	64.0	66.0	62.0	65.0
Total Key personnel	65.0	64.0	63.0	65.0	64.0	66.0	63.0	65.0
Indicator value	100.0%	100.0%	100.0%	100.0%	100.0%	100.0%	98.4%	100.0%

Licensee Comments: none

Alert & Notification System



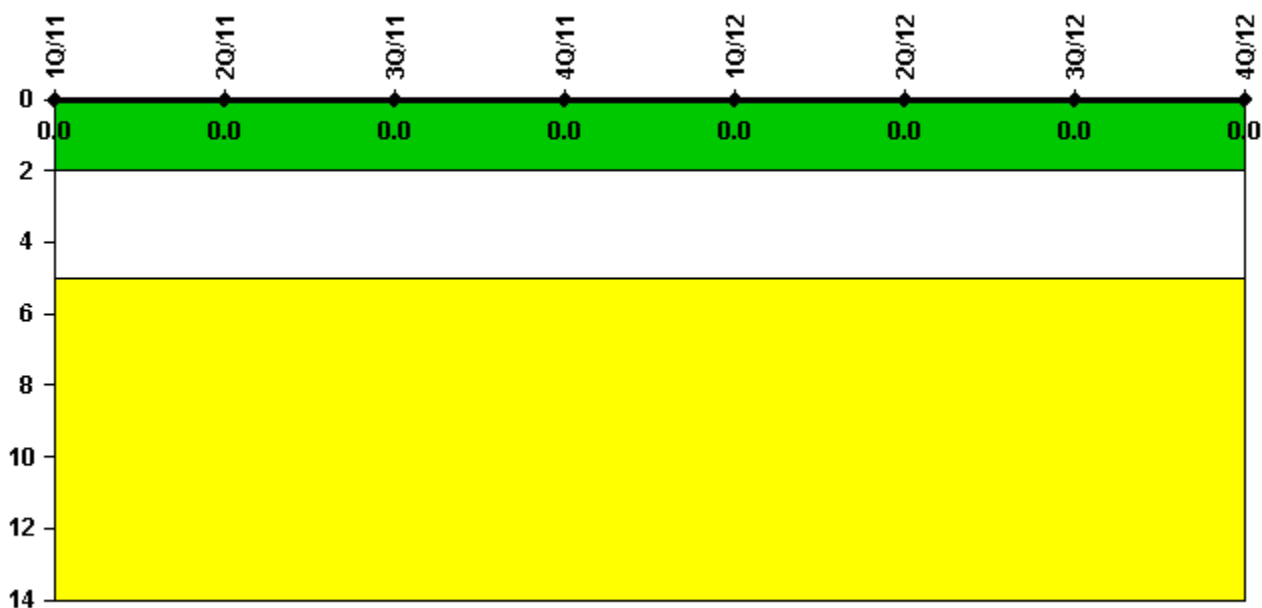
Thresholds: White < 94.0% Yellow < 90.0%

Notes

Alert & Notification System	1Q/11	2Q/11	3Q/11	4Q/11	1Q/12	2Q/12	3Q/12	4Q/12
Successful siren-tests	2144	2144	2136	2128	2141	2143	2141	2309
Total sirens-tests	2145	2145	2145	2145	2145	2145	2145	2310
Indicator value	99.9%	99.9%	99.8%	99.7%	99.6%	99.6%	99.7%	99.9%

Licensee Comments: none

Occupational Exposure Control Effectiveness



Thresholds: White > 2.0 Yellow > 5.0

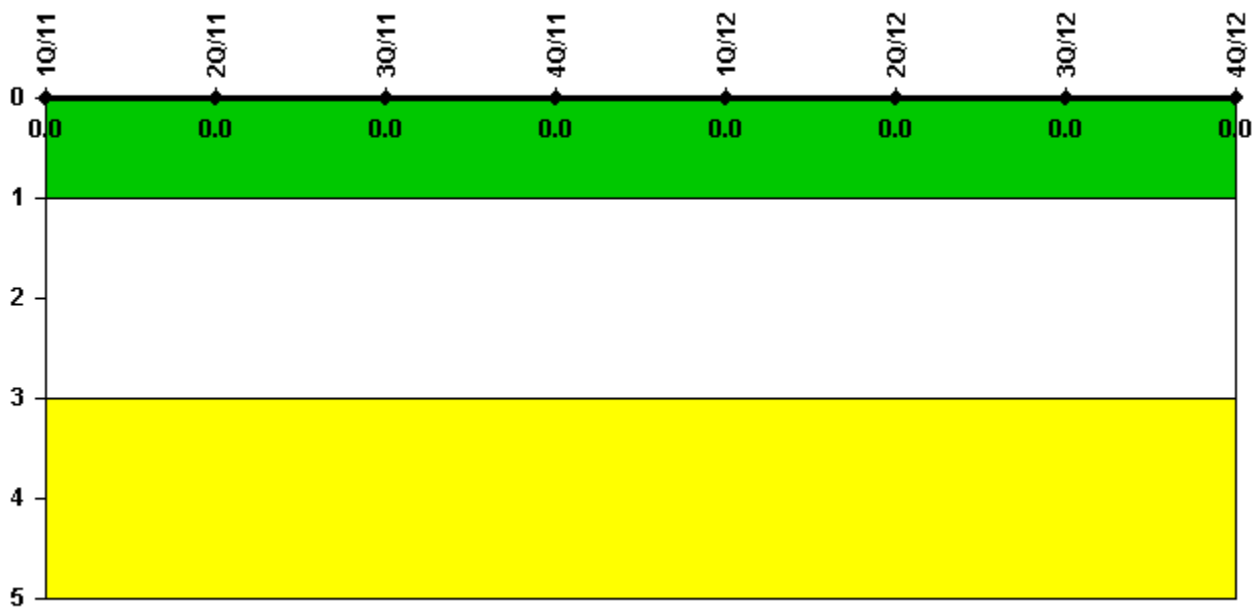
Notes

Occupational Exposure Control Effectiveness	1Q/11	2Q/11	3Q/11	4Q/11	1Q/12	2Q/12	3Q/12	4Q/12
High radiation area occurrences	0	0	0	0	0	0	0	0
Very high radiation area occurrences	0	0	0	0	0	0	0	0
Unintended exposure occurrences	0	0	0	0	0	0	0	0
Indicator value	0	0	0	0	0	0	0	0

Licensee Comments:

2Q/11: The NRC has determined that the event was not a performance indicator occurrence during the Limerick Radiation Instruments inspection from December 12-16, 2011. There is no Color Change associated with this event.

RETS/ODCM Radiological Effluent



Thresholds: White > 1.0 Yellow > 3.0

Notes

RETS/ODCM Radiological Effluent	1Q/11	2Q/11	3Q/11	4Q/11	1Q/12	2Q/12	3Q/12	4Q/12
RETS/ODCM occurrences	0	0	0	0	0	0	0	0
Indicator value	0	0	0	0	0	0	0	0

Licensee Comments: none

Although the Security Cornerstone is included in the Reactor Oversight Process assessment program, the Commission has decided that specific information related to findings and performance indicators pertaining to the Security Cornerstone will not be publicly available to ensure that security information is not provided to a possible adversary. Other than the fact that a finding or performance indicator is Green or Greater-Than-Green, security related information will not be displayed on the public web page.