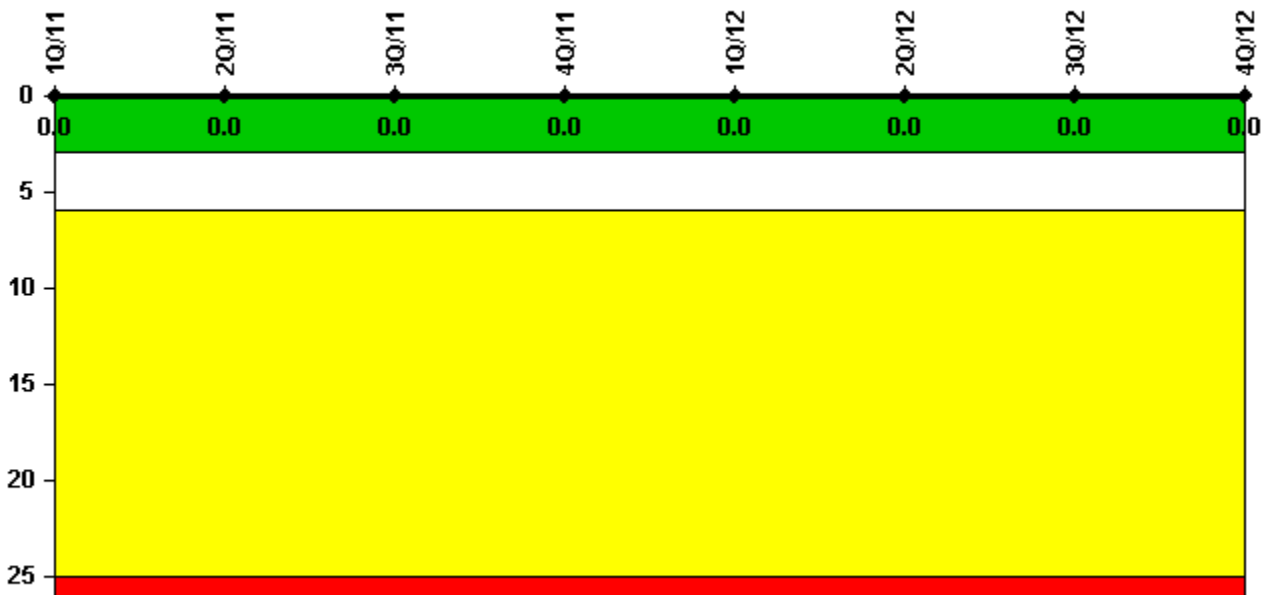


Cooper

4Q/2012 Performance Indicators

Licensee's General Comments: One of the four opportunities in the 12-18-12 Team 3a Drill was re-evaluated and determined to be a failure and not a success.

Unplanned Scrams per 7000 Critical Hrs



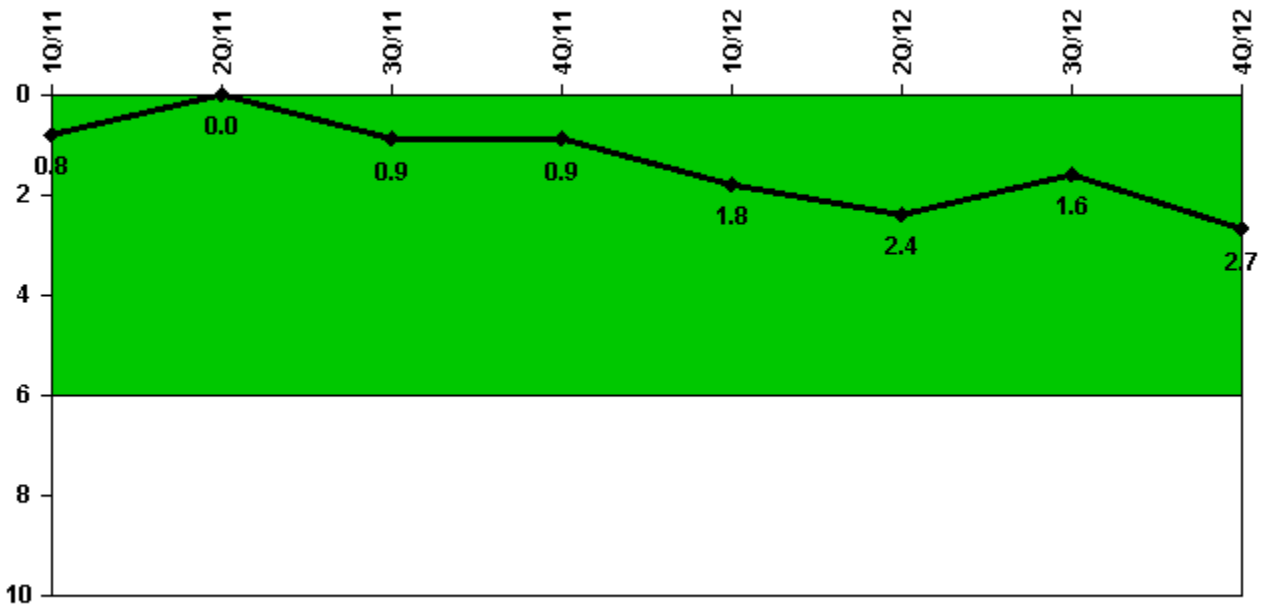
Thresholds: White > 3.0 Yellow > 6.0 Red > 25.0

Notes

Unplanned Scrams per 7000 Critical Hrs	1Q/11	2Q/11	3Q/11	4Q/11	1Q/12	2Q/12	3Q/12	4Q/12
Unplanned scrams	0	0	0	0	0	0	0	0
Critical hours	1705.2	1307.6	2208.0	2209.0	2183.0	2184.0	2208.0	1121.9
Indicator value	0	0	0	0	0	0	0	0

Licensee Comments: none

Unplanned Power Changes per 7000 Critical Hrs



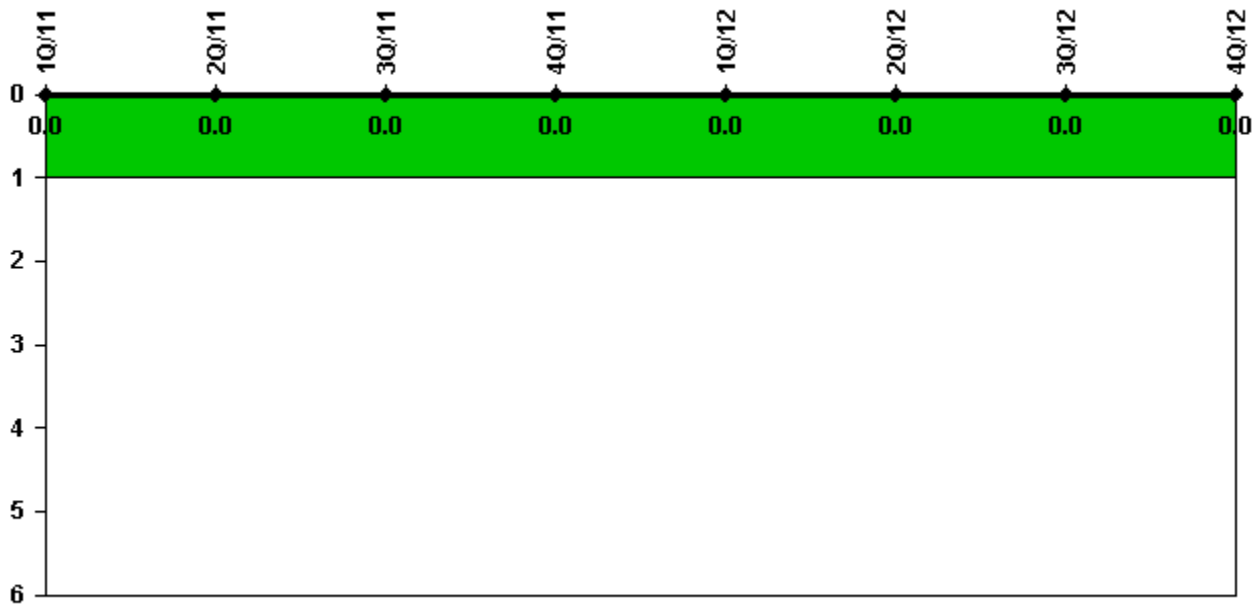
Thresholds: White > 6.0

Notes

Unplanned Power Changes per 7000 Critical Hrs	1Q/11	2Q/11	3Q/11	4Q/11	1Q/12	2Q/12	3Q/12	4Q/12
Unplanned power changes	0	0	1.0	0	1.0	1.0	0	1.0
Critical hours	1705.2	1307.6	2208.0	2209.0	2183.0	2184.0	2208.0	1121.9
Indicator value	0.8	0	0.9	0.9	1.8	2.4	1.6	2.7

Licensee Comments: none

Unplanned Scrams with Complications



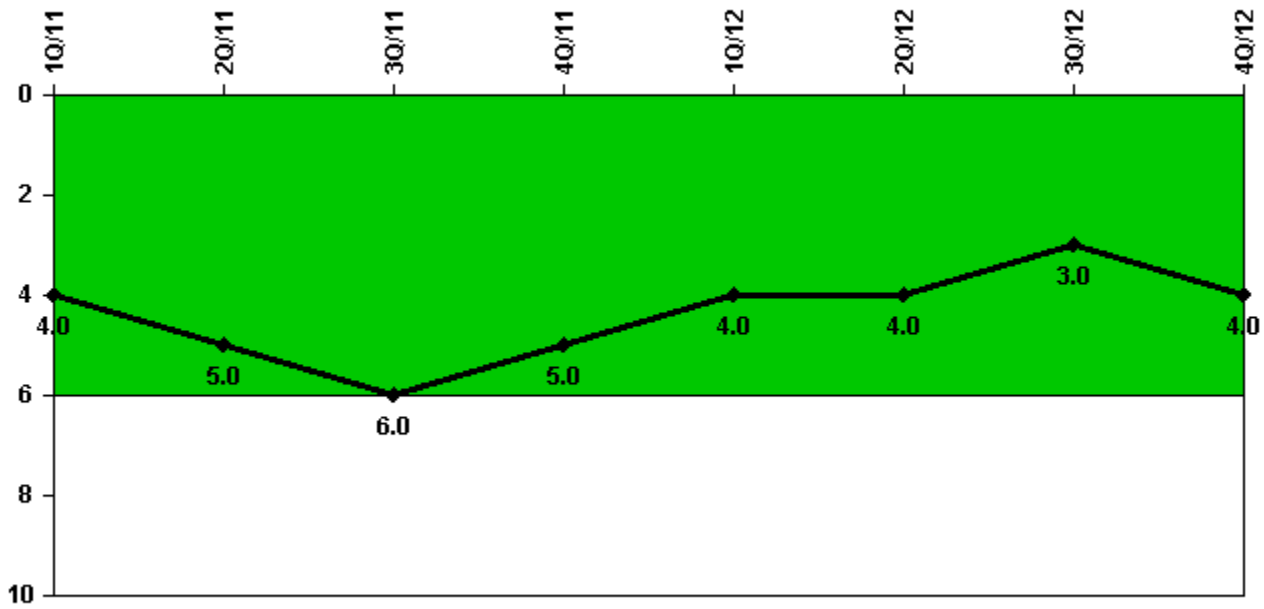
Thresholds: White > 1.0

Notes

Unplanned Scrams with Complications	1Q/11	2Q/11	3Q/11	4Q/11	1Q/12	2Q/12	3Q/12	4Q/12
Scrams with complications	0	0	0	0	0	0	0	0
Indicator value	0.0	0.0	0.0	0.0	0.0	0.0	0.0	0.0

Licensee Comments: none

Safety System Functional Failures (BWR)




Thresholds: White > 6.0

Notes

Safety System Functional Failures (BWR)	1Q/11	2Q/11	3Q/11	4Q/11	1Q/12	2Q/12	3Q/12	4Q/12
Safety System Functional Failures	2	1	1	1	1	1	0	2
Indicator value	4	5	6	5	4	4	3	4

Licensee Comments: none

Mitigating Systems Performance Index, Emergency AC Power System



Thresholds: White > 1.00E-6 Yellow > 1.00E-5 Red > 1.00E-4

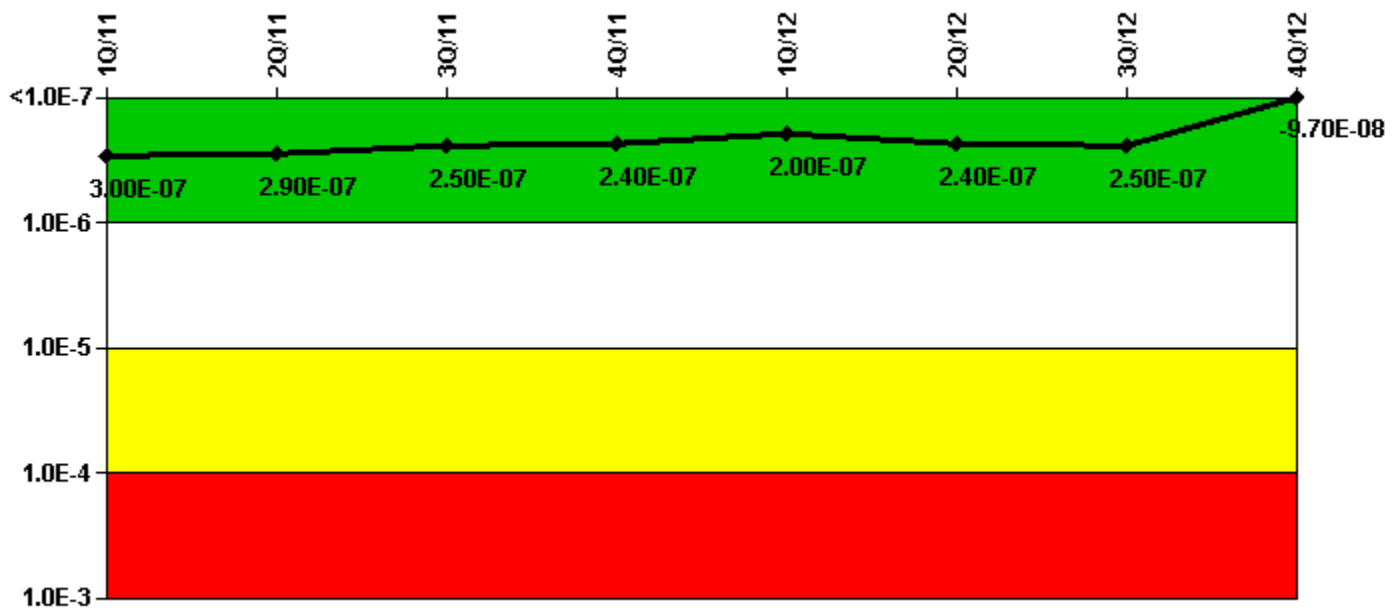
Notes

Mitigating Systems Performance Index, Emergency AC Power System	1Q/11	2Q/11	3Q/11	4Q/11	1Q/12	2Q/12	3Q/12	4Q/12
UAI (ΔCDF)	1.22E-07	1.19E-07	4.93E-09	4.62E-09	3.52E-09	4.20E-09	2.03E-09	2.06E-09
URI (ΔCDF)	2.17E-07	4.49E-07	1.79E-08	1.77E-08	1.88E-08	2.84E-08	1.88E-08	1.80E-08
PLE	NO	NO	NO	NO	NO	NO	NO	NO
Indicator value	3.40E-07	5.70E-07	2.30E-08	2.20E-08	2.20E-08	3.30E-08	2.10E-08	2.00E-08

Licensee Comments:

3Q/11: Changed PRA Parameter(s).

Mitigating Systems Performance Index, High Pressure Injection System



Thresholds: White > 1.00E-6 Yellow > 1.00E-5 Red > 1.00E-4

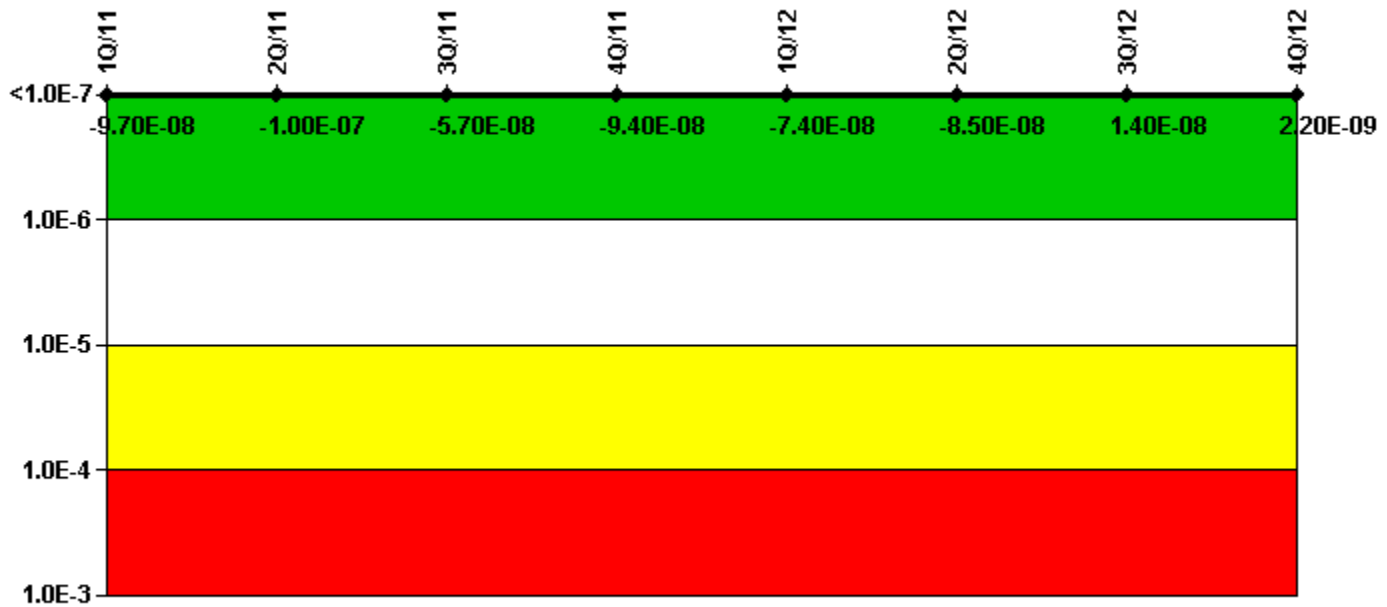
Notes

Mitigating Systems Performance Index, High Pressure Injection System	1Q/11	2Q/11	3Q/11	4Q/11	1Q/12	2Q/12	3Q/12	4Q/12
UAI (ΔCDF)	6.63E-08	5.73E-08	3.49E-08	2.97E-08	-1.51E-08	2.66E-08	3.29E-08	1.64E-09
URI (ΔCDF)	2.35E-07	2.35E-07	2.13E-07	2.13E-07	2.13E-07	2.13E-07	2.13E-07	-9.90E-08
PLE	NO	NO	NO	NO	NO	NO	NO	NO
Indicator value	3.00E-07	2.90E-07	2.50E-07	2.40E-07	2.00E-07	2.40E-07	2.50E-07	-9.70E-08

Licensee Comments:

3Q/11: Changed PRA Parameter(s).

Mitigating Systems Performance Index, Heat Removal System



Thresholds: White > 1.00E-6 Yellow > 1.00E-5 Red > 1.00E-4

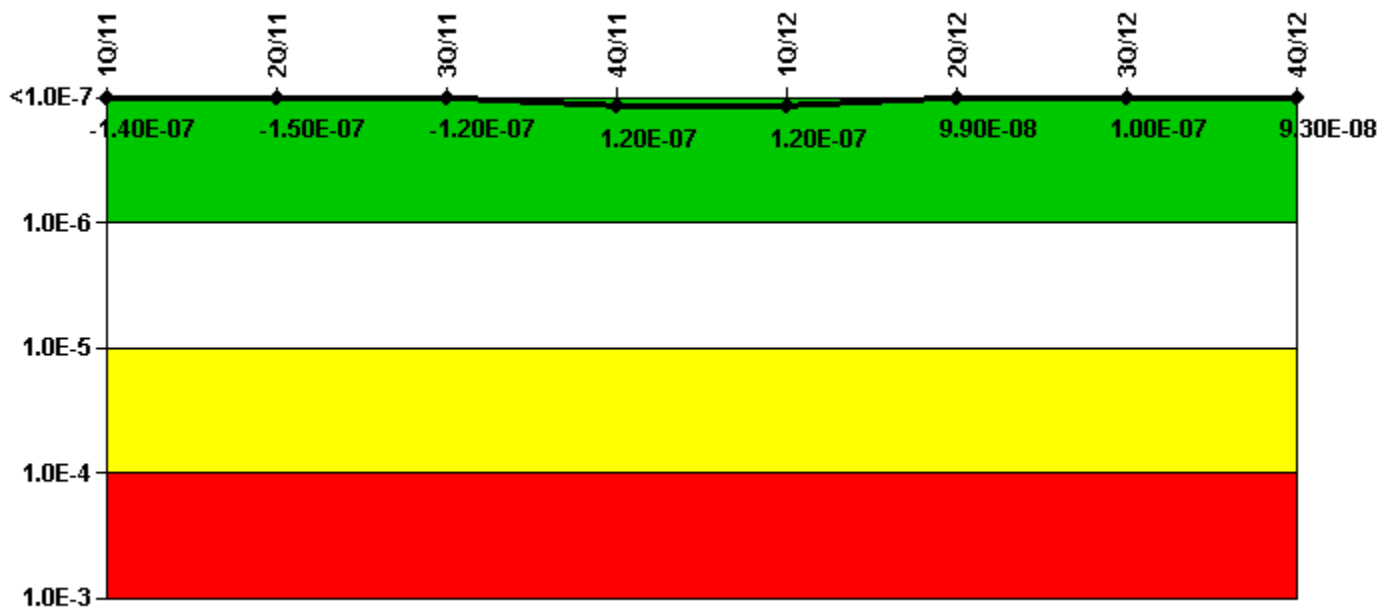
Notes

Mitigating Systems Performance Index, Heat Removal System	1Q/11	2Q/11	3Q/11	4Q/11	1Q/12	2Q/12	3Q/12	4Q/12
UAI (ΔCDF)	-1.47E-08	-2.01E-08	1.87E-08	-1.85E-08	1.20E-09	-9.69E-09	1.96E-08	7.41E-09
URI (ΔCDF)	-8.21E-08	-8.21E-08	-7.54E-08	-7.54E-08	-7.54E-08	-7.54E-08	-5.17E-09	-5.17E-09
PLE	NO	NO	NO	NO	NO	NO	NO	NO
Indicator value	-9.70E-08	-1.00E-07	-5.70E-08	-9.40E-08	-7.40E-08	-8.50E-08	1.40E-08	2.20E-09

Licensee Comments:

3Q/11: Changed PRA Parameter(s).

Mitigating Systems Performance Index, Residual Heat Removal System



Thresholds: White > 1.00E-6 Yellow > 1.00E-5 Red > 1.00E-4

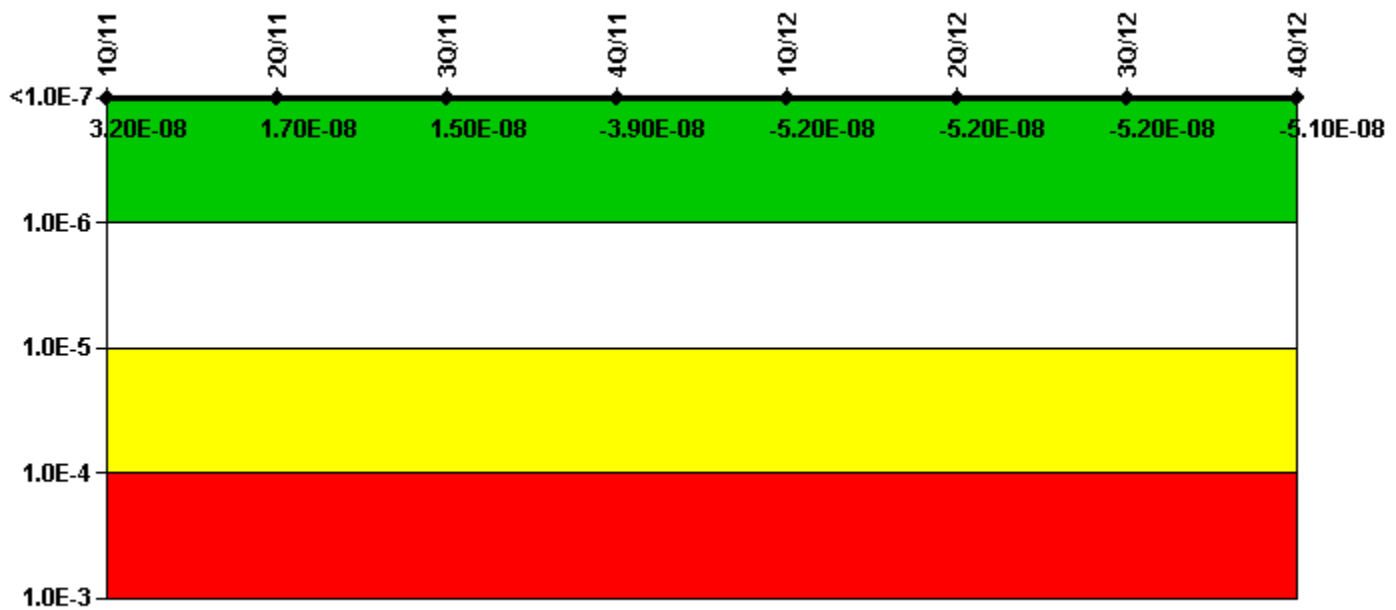
Notes

Mitigating Systems Performance Index, Residual Heat Removal System	1Q/11	2Q/11	3Q/11	4Q/11	1Q/12	2Q/12	3Q/12	4Q/12
UAI (Δ CDF)	1.11E-08	1.92E-09	1.36E-08	2.42E-08	2.86E-08	1.30E-08	1.91E-08	1.45E-08
URI (Δ CDF)	-1.53E-07	-1.49E-07	-1.35E-07	9.58E-08	8.92E-08	8.57E-08	8.15E-08	7.87E-08
PLE	NO	NO	NO	NO	NO	NO	NO	NO
Indicator value	-1.40E-07	-1.50E-07	-1.20E-07	1.20E-07	1.20E-07	9.90E-08	1.00E-07	9.30E-08

Licensee Comments:

3Q/11: Changed PRA Parameter(s).

Mitigating Systems Performance Index, Cooling Water Systems



Thresholds: White > 1.00E-6 Yellow > 1.00E-5 Red > 1.00E-4

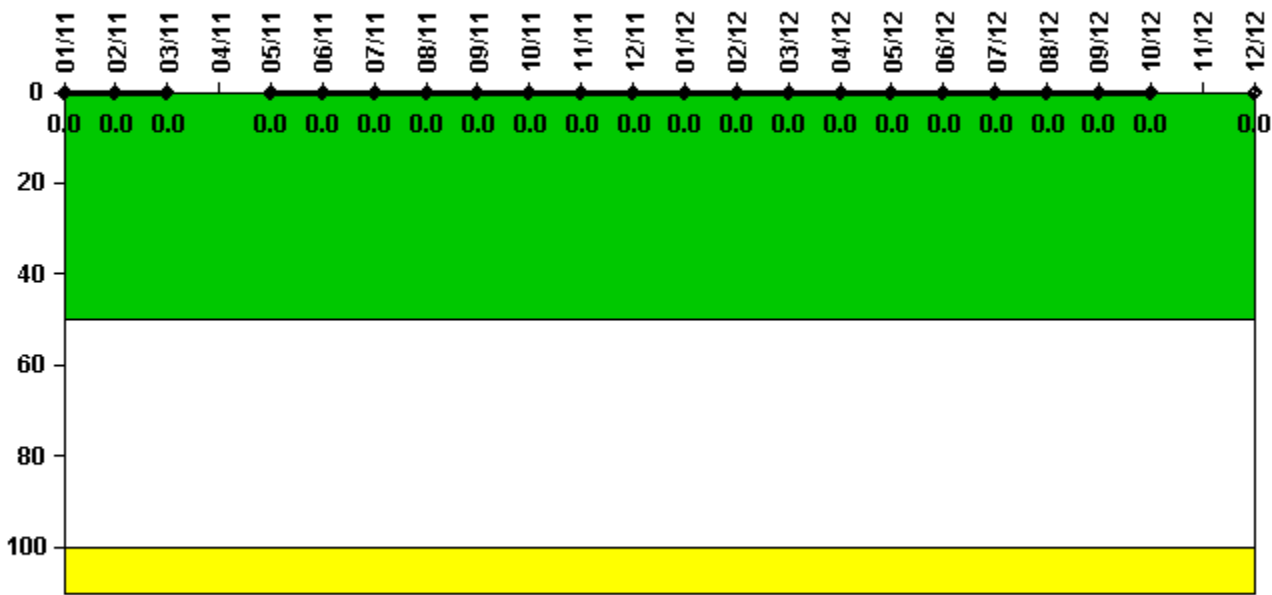
Notes

Mitigating Systems Performance Index, Cooling Water Systems	1Q/11	2Q/11	3Q/11	4Q/11	1Q/12	2Q/12	3Q/12	4Q/12
UAI (Δ CDF)	4.72E-08	3.29E-08	2.93E-08	2.93E-08	1.66E-08	1.66E-08	1.65E-08	1.66E-08
URI (Δ CDF)	-1.55E-08	-1.55E-08	-1.47E-08	-6.85E-08	-6.85E-08	-6.85E-08	-6.85E-08	-6.78E-08
PLE	NO	NO	NO	NO	NO	NO	NO	NO
Indicator value	3.20E-08	1.70E-08	1.50E-08	-3.90E-08	-5.20E-08	-5.20E-08	-5.20E-08	-5.10E-08

Licensee Comments:

3Q/11: Changed PRA Parameter(s).

Reactor Coolant System Activity



Thresholds: White > 50.0 Yellow > 100.0

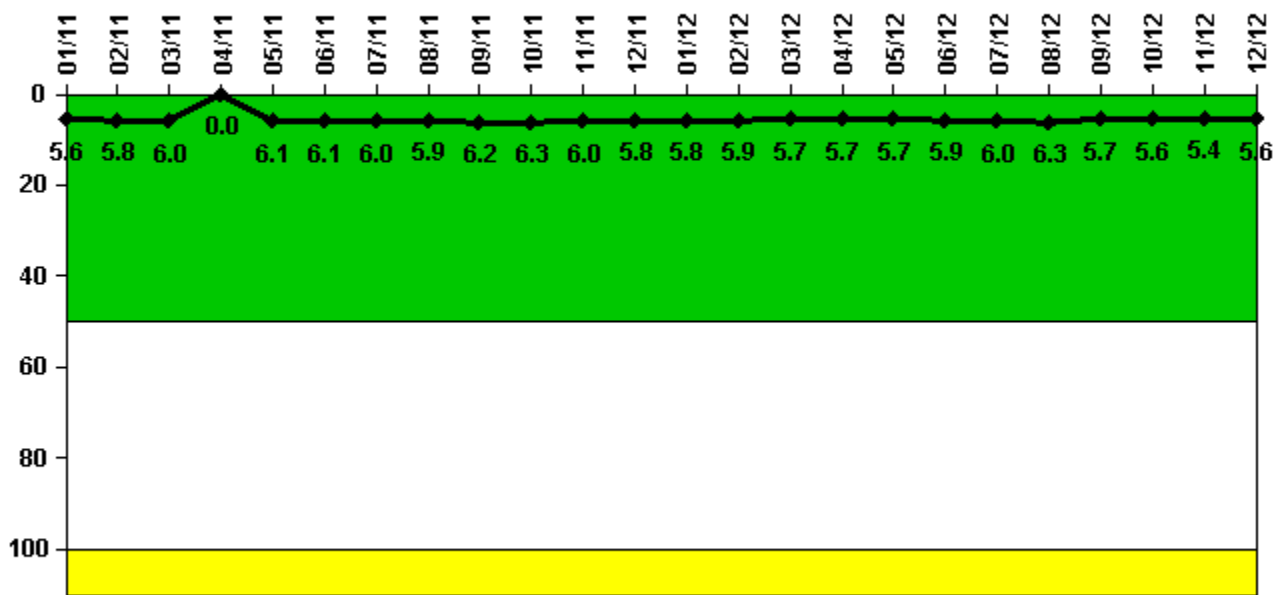
Notes

Reactor Coolant System Activity	1/11	2/11	3/11	4/11	5/11	6/11	7/11	8/11	9/11	10/11	11/11	12/11
Maximum activity	0.000023	0.000017	0.000018	N/A	0.000011	0.000011	0.000020	0.000011	0.000009	0.000011	0.000011	0.000011
Technical specification limit	0.2	0.2	0.2	0.2	0.2	0.2	0.2	0.2	0.2	0.2	0.2	0.2
Indicator value	0	0	0	N/A	0	0	0	0	0	0	0	0

Reactor Coolant System Activity	1/12	2/12	3/12	4/12	5/12	6/12	7/12	8/12	9/12	10/12	11/12	12/12
Maximum activity	0.000011	0.000011	0.000011	0.000011	0.000011	0.000012	0.000011	0.000012	0.000012	0.000009	N/A	0.000010
Technical specification limit	0.2	0.2	0.2	0.2	0.2	0.2	0.2	0.2	0.2	0.2	0.2	0.2
Indicator value	0	0	0	0	0	0	0	0	0	0	N/A	0

Licensee Comments: none

Reactor Coolant System Leakage



Thresholds: White > 50.0 Yellow > 100.0

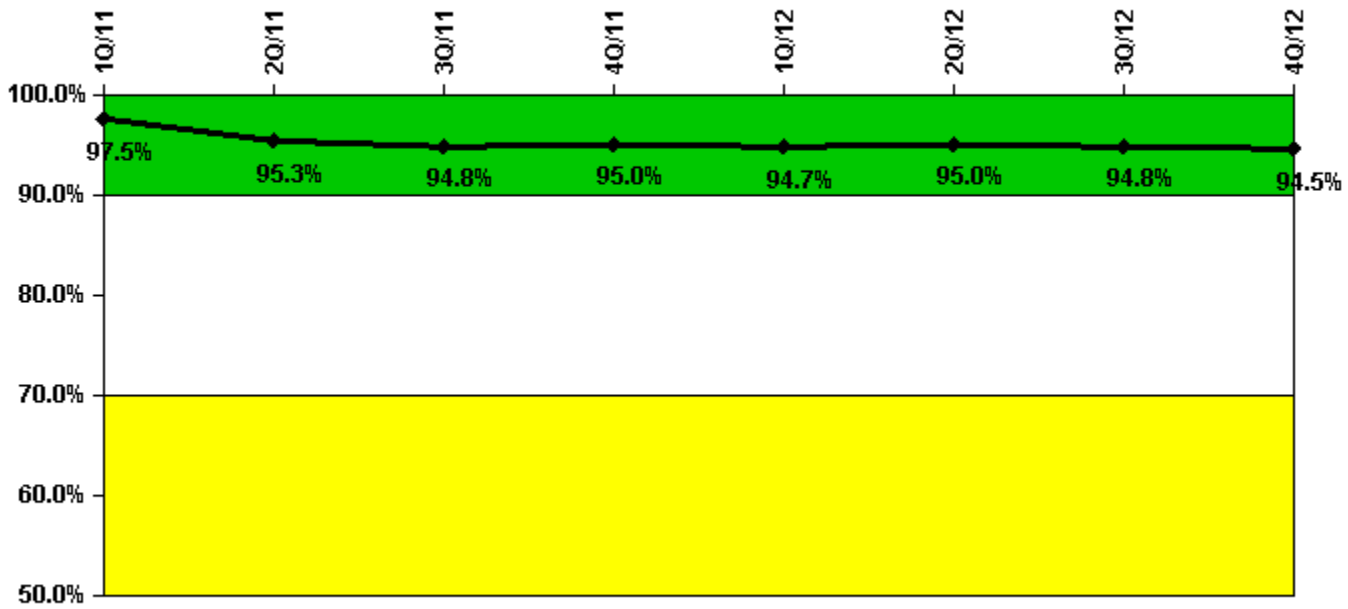
Notes

Reactor Coolant System Leakage	1/11	2/11	3/11	4/11	5/11	6/11	7/11	8/11	9/11	10/11	11/11	12/11
Maximum leakage	1.680	1.747	1.798	0	1.825	1.820	1.788	1.763	1.863	1.897	1.796	1.733
Technical specification limit	30.0	30.0	30.0	30.0	30.0	30.0	30.0	30.0	30.0	30.0	30.0	30.0
Indicator value	5.6	5.8	6.0	0	6.1	6.1	6.0	5.9	6.2	6.3	6.0	5.8

Reactor Coolant System Leakage	1/12	2/12	3/12	4/12	5/12	6/12	7/12	8/12	9/12	10/12	11/12	12/12
Maximum leakage	1.735	1.759	1.696	1.712	1.700	1.783	1.788	1.902	1.721	1.682	1.615	1.671
Technical specification limit	30.0	30.0	30.0	30.0	30.0	30.0	30.0	30.0	30.0	30.0	30.0	30.0
Indicator value	5.8	5.9	5.7	5.7	5.7	5.9	6.0	6.3	5.7	5.6	5.4	5.6

Licensee Comments: none

Drill/Exercise Performance



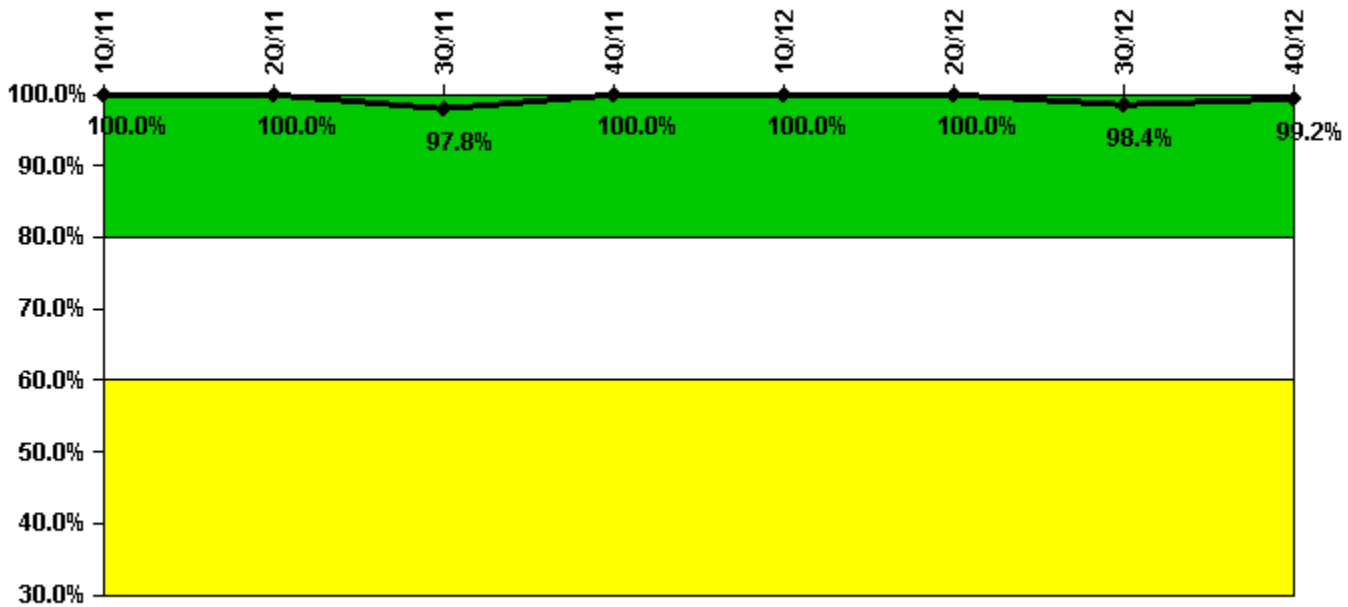
Thresholds: White < 90.0% Yellow < 70.0%

Notes

Drill/Exercise Performance	1Q/11	2Q/11	3Q/11	4Q/11	1Q/12	2Q/12	3Q/12	4Q/12
Successful opportunities	26.0	53.0	46.0	28.0	62.0	28.0	30.0	19.0
Total opportunities	28.0	60.0	49.0	28.0	66.0	28.0	30.0	20.0
Indicator value	97.5%	95.3%	94.8%	95.0%	94.7%	95.0%	94.8%	94.5%

Licensee Comments: none

ERO Drill Participation



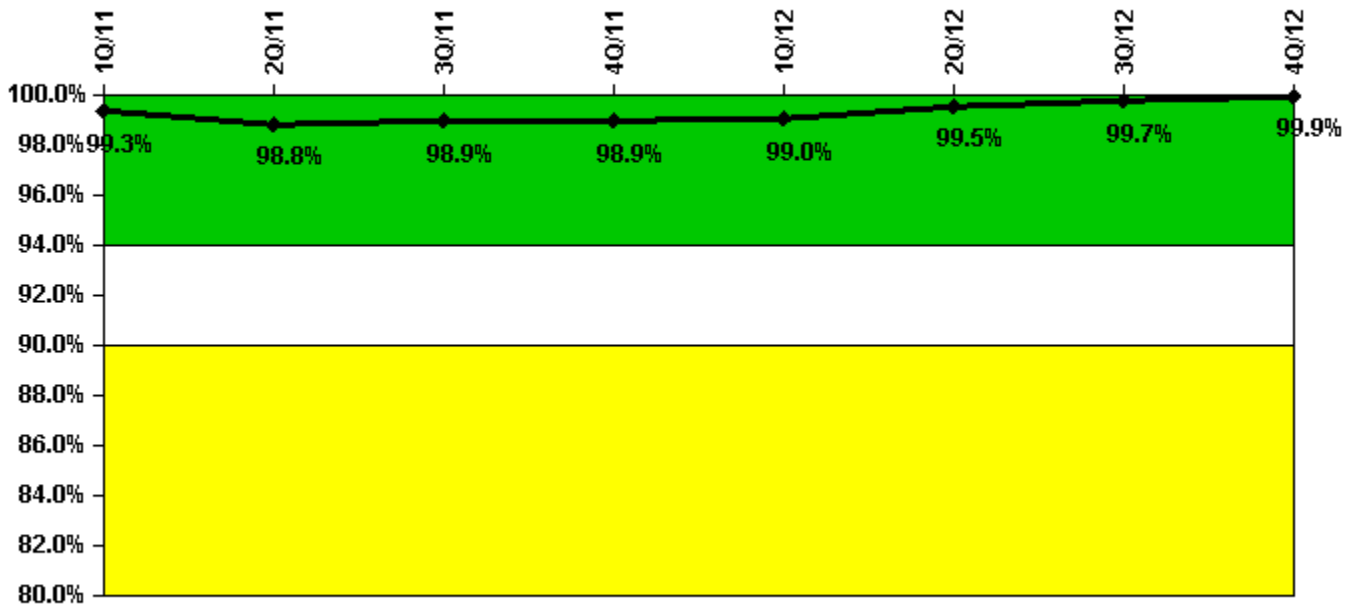
Thresholds: White < 80.0% Yellow < 60.0%

Notes

ERO Drill Participation	1Q/11	2Q/11	3Q/11	4Q/11	1Q/12	2Q/12	3Q/12	4Q/12
Participating Key personnel	125.0	129.0	133.0	131.0	130.0	124.0	122.0	130.0
Total Key personnel	125.0	129.0	136.0	131.0	130.0	124.0	124.0	131.0
Indicator value	100.0%	100.0%	97.8%	100.0%	100.0%	100.0%	98.4%	99.2%

Licensee Comments: none

Alert & Notification System



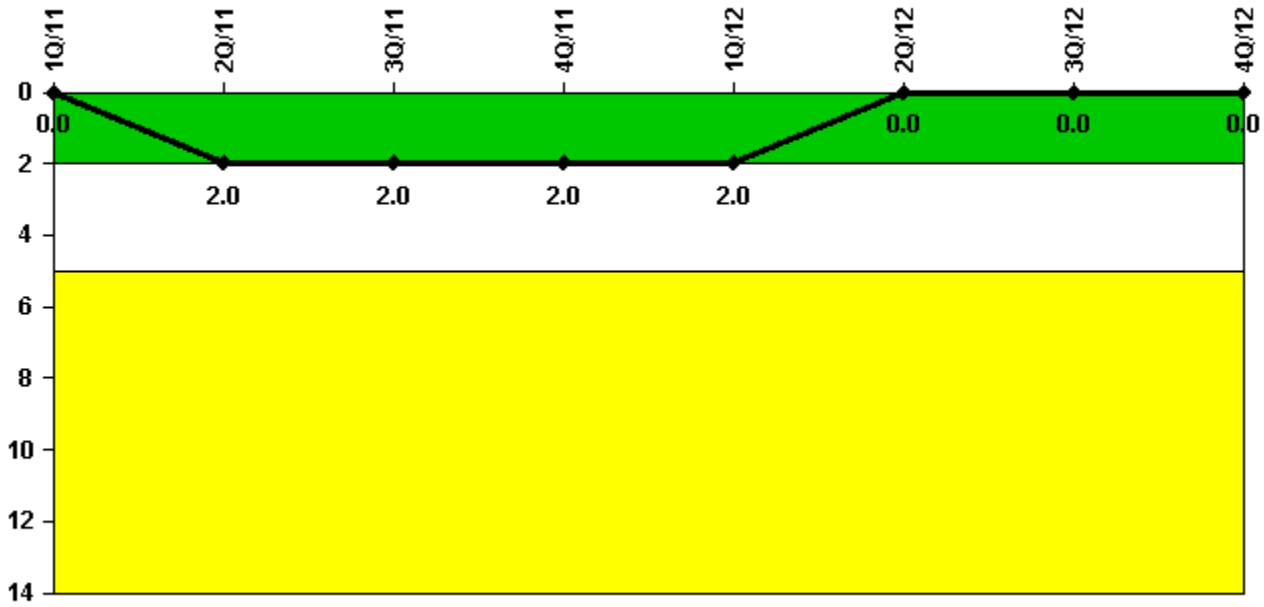
Thresholds: White < 94.0% Yellow < 90.0%

Notes

Alert & Notification System	1Q/11	2Q/11	3Q/11	4Q/11	1Q/12	2Q/12	3Q/12	4Q/12
Successful siren-tests	287	281	286	297	288	287	288	312
Total sirens-tests	288	288	288	300	288	288	288	312
Indicator value	99.3%	98.8%	98.9%	98.9%	99.0%	99.5%	99.7%	99.9%

Licensee Comments: none

Occupational Exposure Control Effectiveness



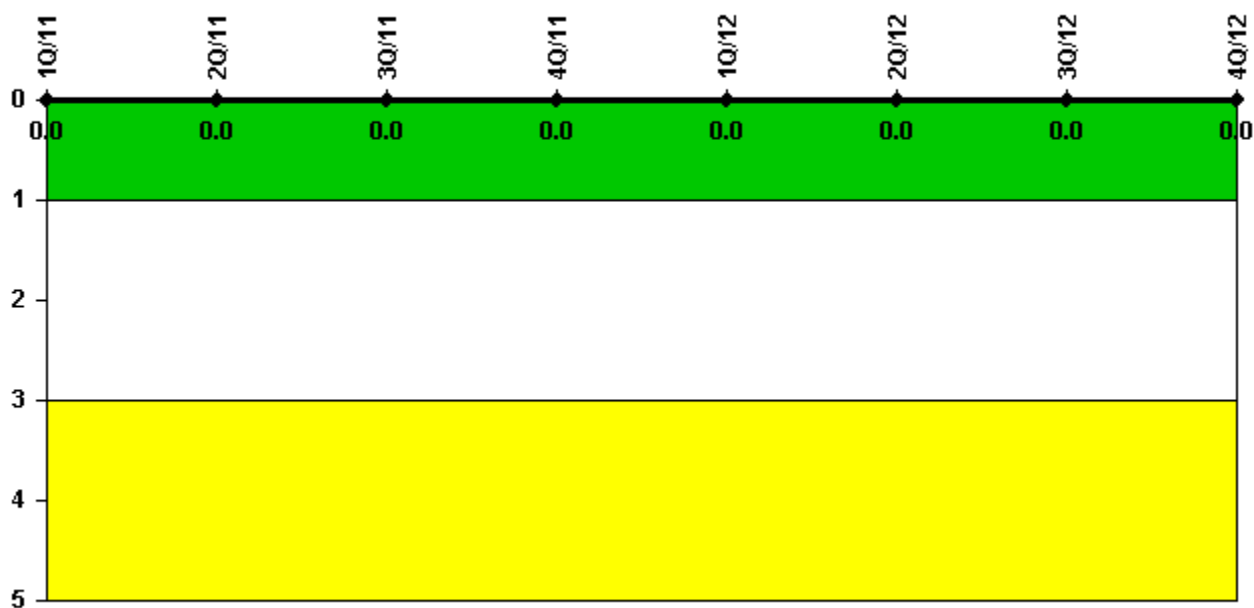
Thresholds: White > 2.0 Yellow > 5.0

Notes

Occupational Exposure Control Effectiveness	1Q/11	2Q/11	3Q/11	4Q/11	1Q/12	2Q/12	3Q/12	4Q/12
High radiation area occurrences	0	2	0	0	0	0	0	0
Very high radiation area occurrences	0	0	0	0	0	0	0	0
Unintended exposure occurrences	0	0	0	0	0	0	0	0
Indicator value	0	2	2	2	2	0	0	0

Licensee Comments: none

RETS/ODCM Radiological Effluent



Thresholds: White > 1.0 Yellow > 3.0

Notes

RETS/ODCM Radiological Effluent	1Q/11	2Q/11	3Q/11	4Q/11	1Q/12	2Q/12	3Q/12	4Q/12
RETS/ODCM occurrences	0	0	0	0	0	0	0	0
Indicator value	0	0	0	0	0	0	0	0

Licensee Comments: none

Although the Security Cornerstone is included in the Reactor Oversight Process assessment program, the Commission has decided that specific information related to findings and performance indicators pertaining to the Security Cornerstone will not be publicly available to ensure that security information is not provided to a possible adversary. Other than the fact that a finding or performance indicator is Green or Greater-Than-Green, security related information will not be displayed on the public web page.