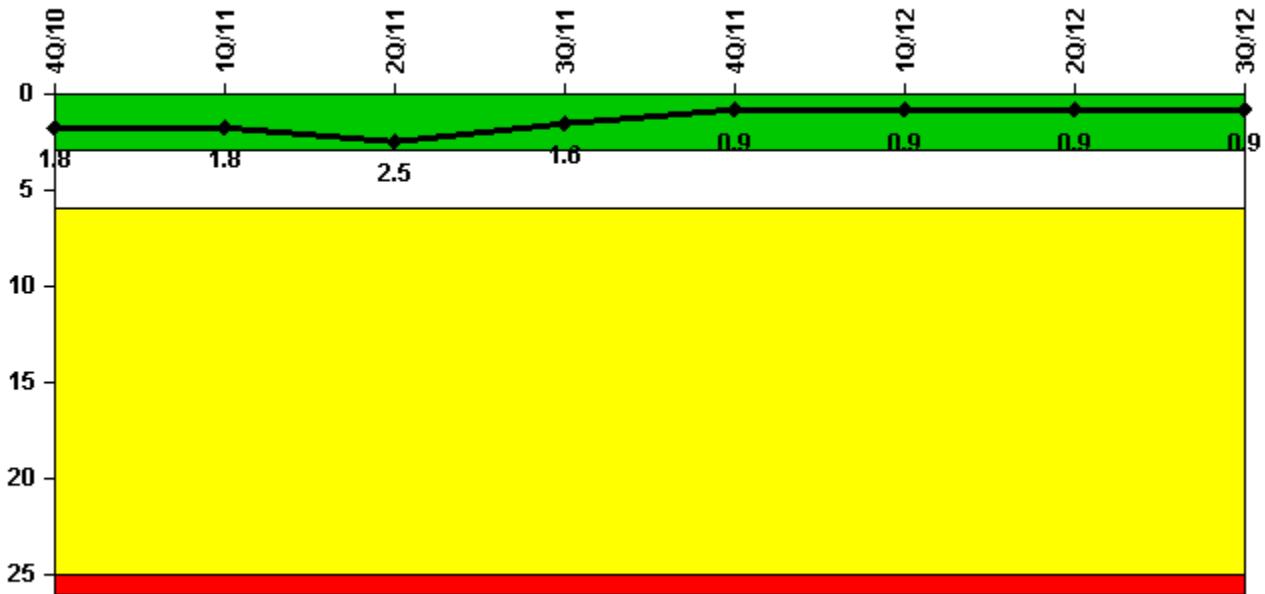


# Salem 1

## 3Q/2012 Performance Indicators

Licensee's General Comments: none

### Unplanned Scrams per 7000 Critical Hrs



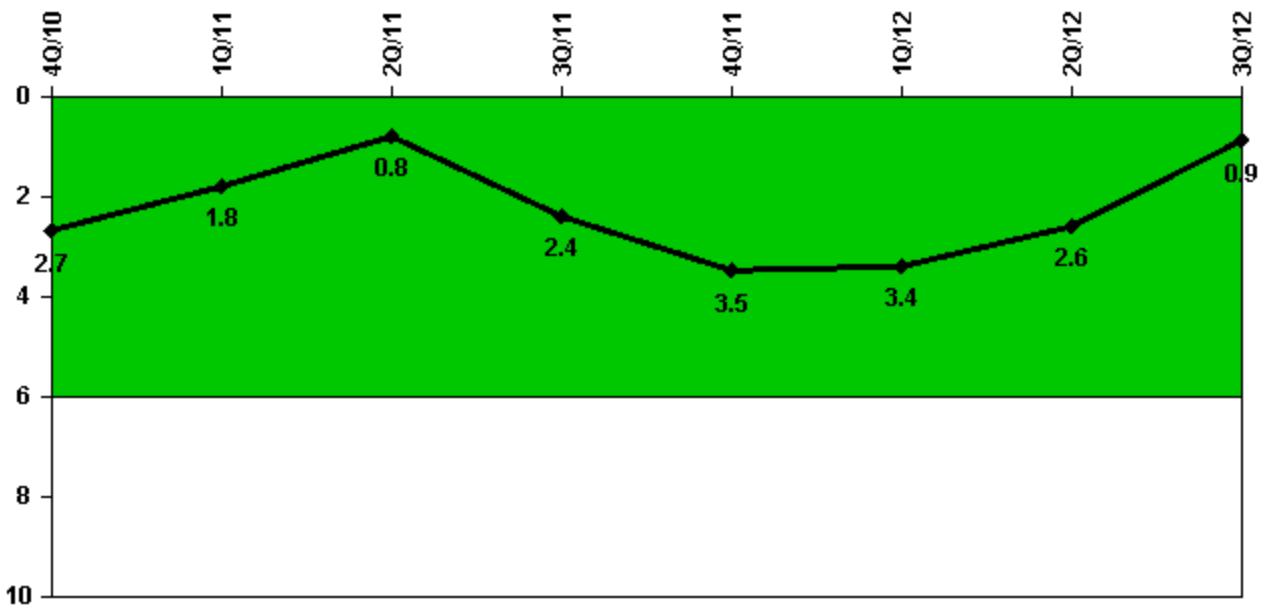
Thresholds: White > 3.0 Yellow > 6.0 Red > 25.0

### Notes

Unplanned Scrams per 7000 Critical Hrs	4Q/10	1Q/11	2Q/11	3Q/11	4Q/11	1Q/12	2Q/12	3Q/12
Unplanned scrams	1.0	0	1.0	0	0	0	1.0	0
Critical hours	2183.8	2159.0	2162.5	2208.0	1581.8	2183.0	2028.3	2208.0
<b>Indicator value</b>	<b>1.8</b>	<b>1.8</b>	<b>2.5</b>	<b>1.6</b>	<b>0.9</b>	<b>0.9</b>	<b>0.9</b>	<b>0.9</b>

Licensee Comments: none

### Unplanned Power Changes per 7000 Critical Hrs



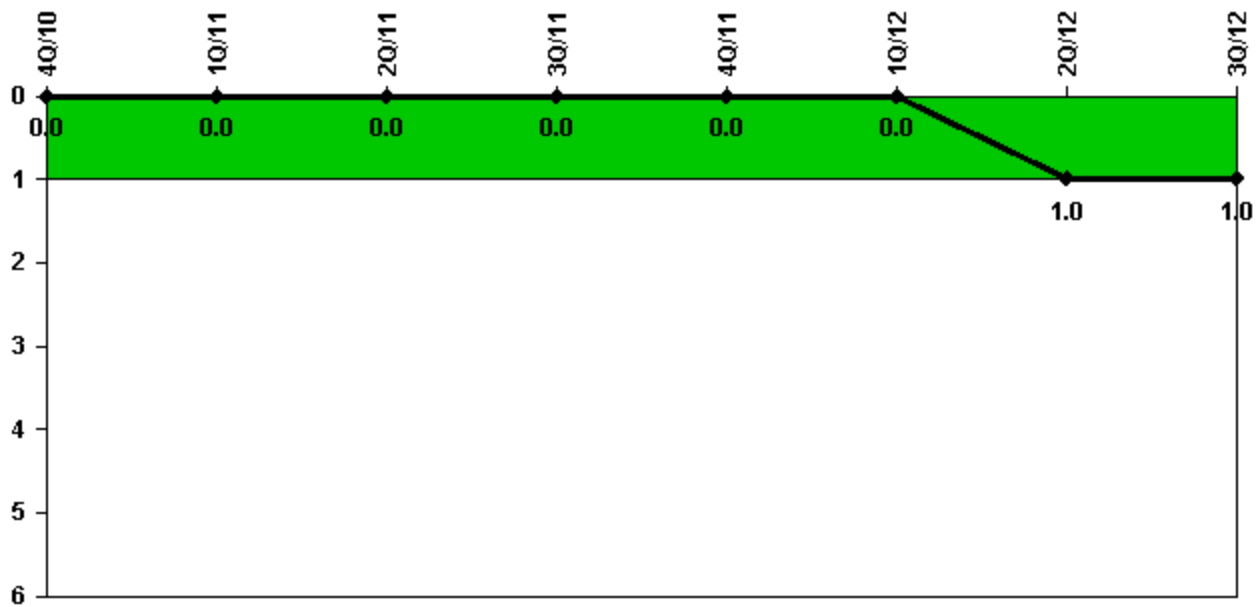
Thresholds: White > 6.0

#### Notes

Unplanned Power Changes per 7000 Critical Hrs	4Q/10	1Q/11	2Q/11	3Q/11	4Q/11	1Q/12	2Q/12	3Q/12
Unplanned power changes	0	0	1.0	2.0	1.0	0	0	0
Critical hours	2183.8	2159.0	2162.5	2208.0	1581.8	2183.0	2028.3	2208.0
<b>Indicator value</b>	<b>2.7</b>	<b>1.8</b>	<b>0.8</b>	<b>2.4</b>	<b>3.5</b>	<b>3.4</b>	<b>2.6</b>	<b>0.9</b>

Licensee Comments: none

### Unplanned Scrams with Complications



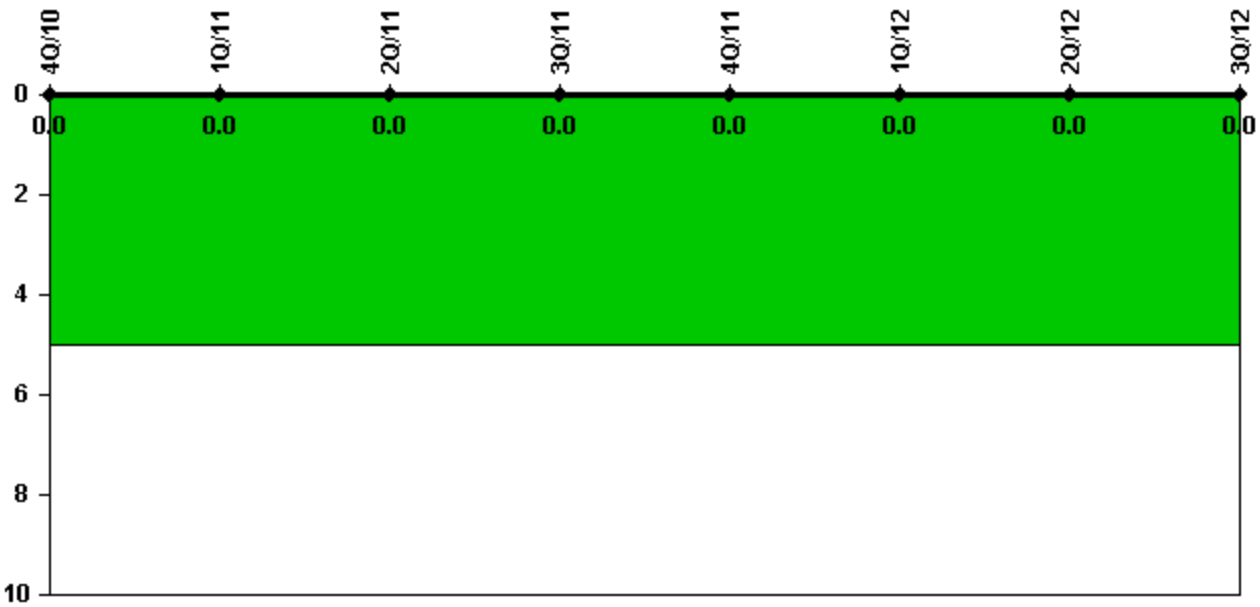
Thresholds: White > 1.0

#### Notes

Unplanned Scrams with Complications	4Q/10	1Q/11	2Q/11	3Q/11	4Q/11	1Q/12	2Q/12	3Q/12
Scrams with complications	0	0	0	0	0	0	1.0	0
<b>Indicator value</b>	<b>0.0</b>	<b>0.0</b>	<b>0.0</b>	<b>0.0</b>	<b>0.0</b>	<b>0.0</b>	<b>1.0</b>	<b>1.0</b>

Licensee Comments: none

### Safety System Functional Failures (PWR)



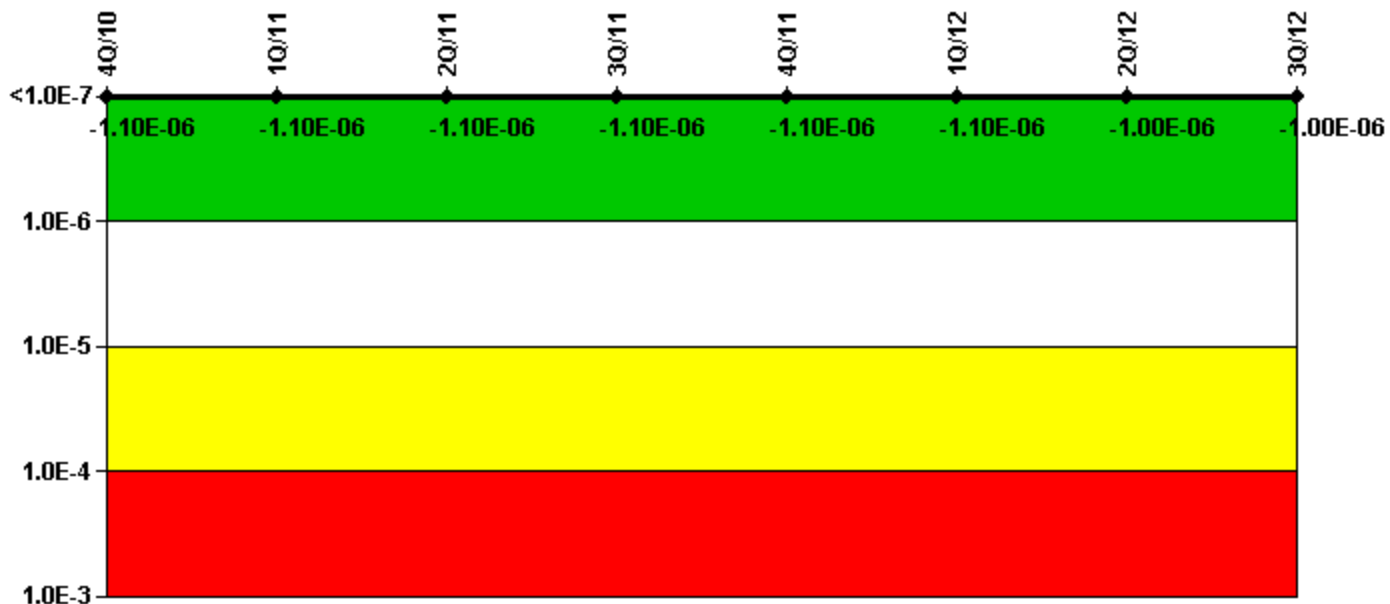
Thresholds: White > 5.0

#### Notes

Safety System Functional Failures (PWR)	4Q/10	1Q/11	2Q/11	3Q/11	4Q/11	1Q/12	2Q/12	3Q/12
Safety System Functional Failures	0	0	0	0	0	0	0	0
<b>Indicator value</b>	<b>0</b>	<b>0</b>	<b>0</b>	<b>0</b>	<b>0</b>	<b>0</b>	<b>0</b>	<b>0</b>

Licensee Comments: none

### Mitigating Systems Performance Index, Emergency AC Power System



Thresholds: White > 1.00E-6 Yellow > 1.00E-5 Red > 1.00E-4

#### Notes

Mitigating Systems Performance Index, Emergency AC Power System	4Q/10	1Q/11	2Q/11	3Q/11	4Q/11	1Q/12	2Q/12	3Q/12
UAI ( $\Delta$ CDF)	-1.41E-07	-1.41E-07	-1.41E-07	-1.41E-07	-1.41E-07	-1.41E-07	-1.41E-07	-1.41E-07
URI ( $\Delta$ CDF)	-9.21E-07	-9.47E-07	-9.45E-07	-9.88E-07	-9.61E-07	-9.42E-07	-8.95E-07	-8.76E-07
PLE	NO	NO	NO	NO	NO	NO	NO	NO
Indicator value	-1.10E-06	-1.10E-06	-1.10E-06	-1.10E-06	-1.10E-06	-1.10E-06	-1.00E-06	-1.00E-06

#### Licensee Comments:

3Q/12: Risk Cap Invoked.

2Q/12: Risk Cap Invoked.

1Q/12: Risk Cap Invoked. MSPI Basis document revised to include fuel oil transfer pumps as part of the EDG supercomponent. In addition, the first hour of run time is excluded from the total submitted run hours.

4Q/11: Risk Cap Invoked.


3Q/11: Risk Cap Invoked.

2Q/11: Risk Cap Invoked.

1Q/11: Risk Cap Invoked.

4Q/10: Risk Cap Invoked. MSPI value changed in December due to the rolling off of a start failure from 12/2007. It also changed in October due to a start failure on 1C D/G.

### Mitigating Systems Performance Index, High Pressure Injection System



Thresholds: White > 1.00E-6 Yellow > 1.00E-5 Red > 1.00E-4

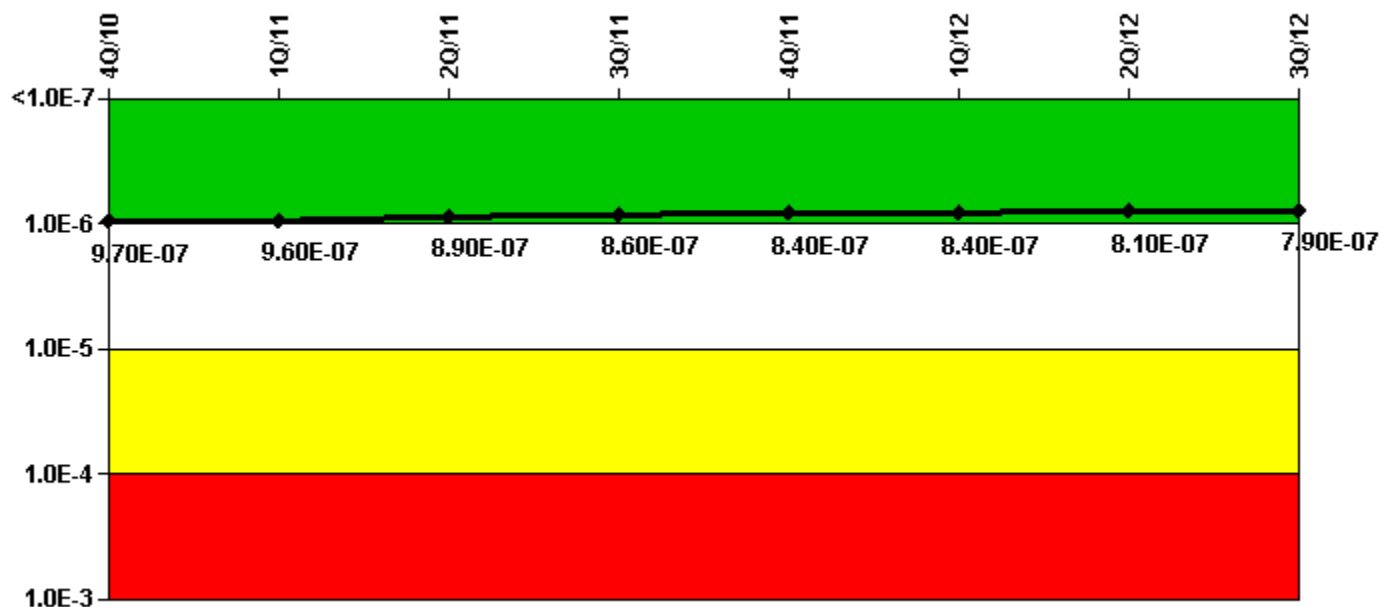
### Notes

Mitigating Systems Performance Index, High Pressure Injection System	4Q/10	1Q/11	2Q/11	3Q/11	4Q/11	1Q/12	2Q/12	3Q/12
UAI (ΔCDF)	-8.70E-10	-8.70E-10	-8.70E-10	-8.70E-10	-8.70E-10	-8.23E-10	-8.70E-10	-7.78E-10
URI (ΔCDF)	-2.54E-08	-2.54E-08	-2.55E-08	-2.55E-08	-2.55E-08	-4.78E-09	-4.79E-09	-4.80E-09
PLE	NO	NO	NO	NO	NO	NO	NO	NO
Indicator value	-2.60E-08	-2.60E-08	-2.60E-08	-2.60E-08	-2.60E-08	-5.60E-09	-5.70E-09	-5.60E-09

Licensee Comments:

1Q/12: MSPI basis document revised to remove the following valves from scope since they meet the exclusion criteria in NEI 99-02 Section F 2.1.2: 1(2)CV40, 1(2)CV41, 1(2)CV68, 1(2)CV69, 1(2)SJ1, 1(2)SJ2, 1(2)SJ4, 1(2)SJ5, 1(2)SJ12, 1(2)SJ13, 1(2)SJ67, 1(2)SJ68, 11(21)SJ113, 12(22)SJ113.

### Mitigating Systems Performance Index, Heat Removal System



Thresholds: White > 1.00E-6 Yellow > 1.00E-5 Red > 1.00E-4

#### Notes

Mitigating Systems Performance Index, Heat Removal System	4Q/10	1Q/11	2Q/11	3Q/11	4Q/11	1Q/12	2Q/12	3Q/12
UAI ( $\Delta$ CDF)	-6.21E-08	-6.21E-08	-6.21E-08	-6.21E-08	-4.59E-08	-4.59E-08	-4.58E-08	-4.58E-08
URI ( $\Delta$ CDF)	1.03E-06	1.02E-06	9.50E-07	9.25E-07	8.89E-07	8.89E-07	8.55E-07	8.34E-07
PLE	NO	NO	NO	NO	NO	NO	NO	NO
Indicator value	9.70E-07	9.60E-07	8.90E-07	8.60E-07	8.40E-07	8.40E-07	8.10E-07	7.90E-07

Licensee Comments:

3Q/12: Risk Cap Invoked.

2Q/12: Risk Cap Invoked.

1Q/12: Risk Cap Invoked.

4Q/11: Risk Cap Invoked.

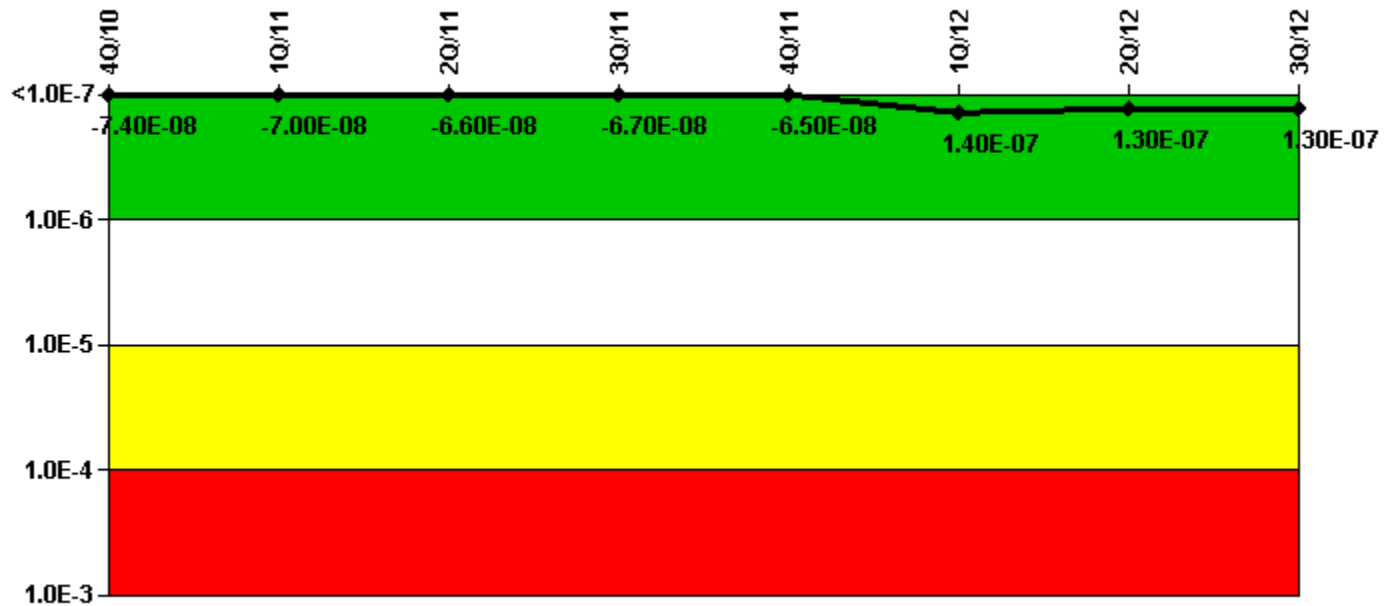
3Q/11: Risk Cap Invoked.

2Q/11: Risk Cap Invoked.

1Q/11: Risk Cap Invoked.

4Q/10: Risk Cap Invoked.

### Mitigating Systems Performance Index, Residual Heat Removal System



Thresholds: White > 1.00E-6 Yellow > 1.00E-5 Red > 1.00E-4

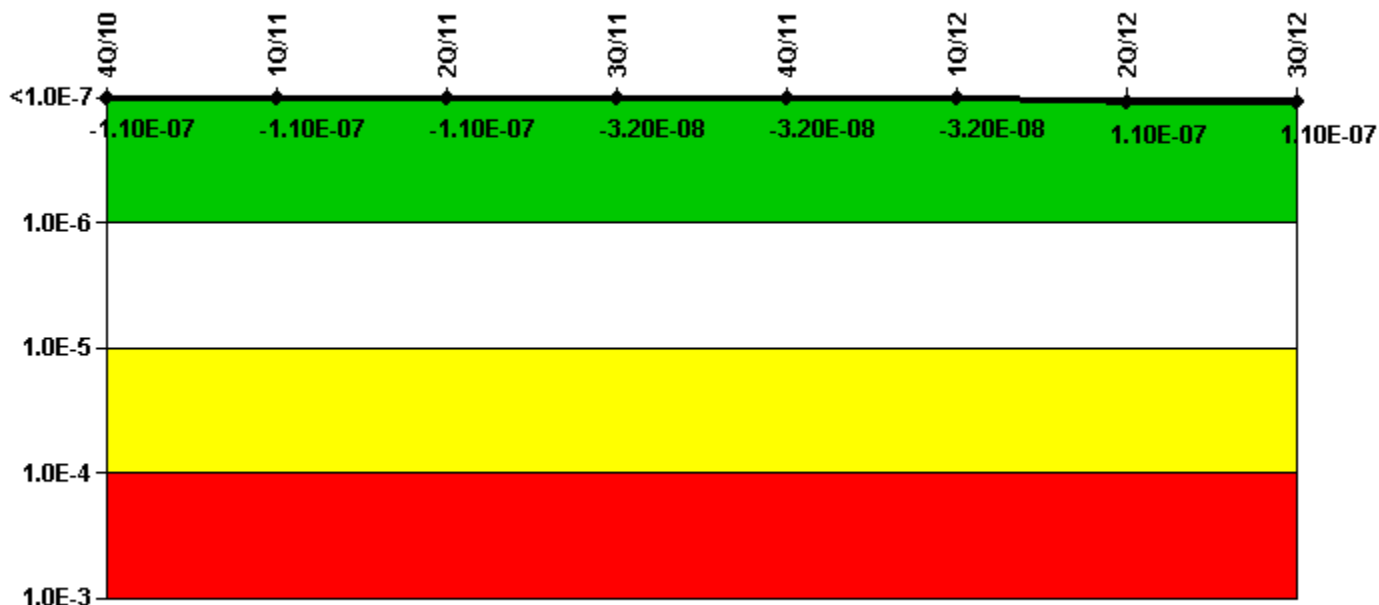
#### Notes

Mitigating Systems Performance Index, Residual Heat Removal System	4Q/10	1Q/11	2Q/11	3Q/11	4Q/11	1Q/12	2Q/12	3Q/12
UAI ( $\Delta$ CDF)	-1.62E-08	-1.18E-08	-6.97E-09	-6.97E-09	-7.04E-09	-4.48E-09	-9.84E-09	-9.84E-09
URI ( $\Delta$ CDF)	-5.73E-08	-5.82E-08	-5.91E-08	-5.99E-08	-5.83E-08	1.43E-07	1.38E-07	1.38E-07
PLE	NO	NO	NO	NO	NO	NO	NO	NO
Indicator value	-7.40E-08	-7.00E-08	-6.60E-08	-6.70E-08	-6.50E-08	1.40E-07	1.30E-07	1.30E-07

Licensee Comments: none



### Mitigating Systems Performance Index, Cooling Water Systems



Thresholds: White > 1.00E-6 Yellow > 1.00E-5 Red > 1.00E-4

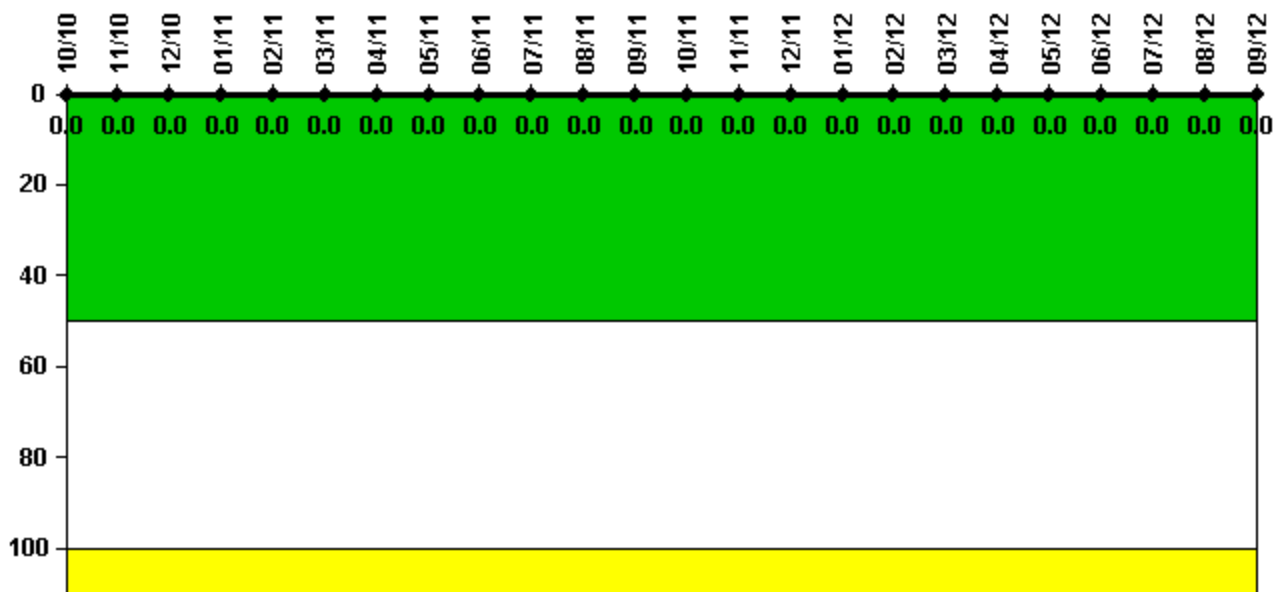
**Notes**

Mitigating Systems Performance Index, Cooling Water Systems	4Q/10	1Q/11	2Q/11	3Q/11	4Q/11	1Q/12	2Q/12	3Q/12
UAI ( $\Delta$ CDF)	-6.45E-08	-6.44E-08	-6.42E-08	-6.41E-08	-6.40E-08	-6.40E-08	7.36E-08	7.35E-08
URI ( $\Delta$ CDF)	-4.98E-08	-4.98E-08	-4.98E-08	3.19E-08	3.19E-08	3.19E-08	3.19E-08	3.19E-08
PLE	NO	NO	NO	NO	NO	NO	NO	NO
Indicator value	-1.10E-07	-1.10E-07	-1.10E-07	-3.20E-08	-3.20E-08	-3.20E-08	1.10E-07	1.10E-07

Licensee Comments:

3Q/11: Incurred 1 MSPI failure on #11 Component Cooling Water Pump when it was declared inoperable due to discovery of loose casing mounting bolts

### Reactor Coolant System Activity



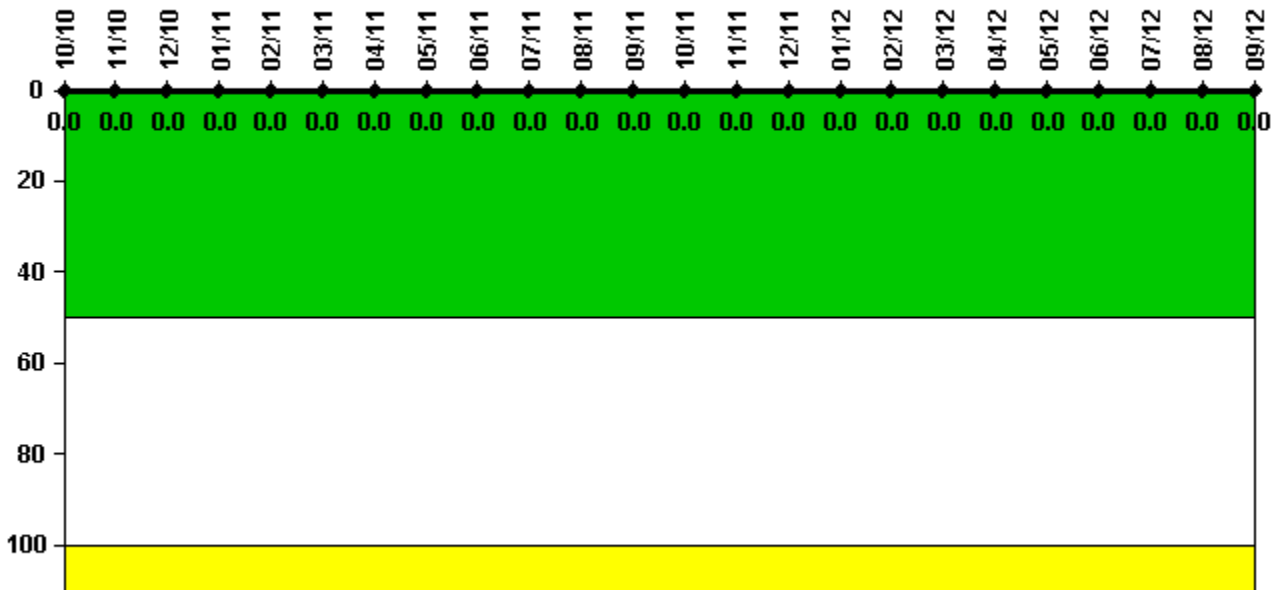
Thresholds: White > 50.0 Yellow > 100.0

#### Notes

Reactor Coolant System Activity	10/10	11/10	12/10	1/11	2/11	3/11	4/11	5/11	6/11	7/11	8/11	9/11
Maximum activity	0.000207	0.000238	0.000209	0.000180	0.000240	0.000247	0.000240	0.000223	0.000229	0.000274	0.000257	0.000233
Technical specification limit	1.0	1.0	1.0	1.0	1.0	1.0	1.0	1.0	1.0	1.0	1.0	1.0
Indicator value	0	0	0	0	0	0	0	0	0	0	0	0
Reactor Coolant System Activity	10/11	11/11	12/11	1/12	2/12	3/12	4/12	5/12	6/12	7/12	8/12	9/12
Maximum activity	0.000324	0.000074	0.000154	0.000130	0.000155	0.000094	0.000170	0.000204	0.000110	0.000208	0.000156	0.000110
Technical specification limit	1.0	1.0	1.0	1.0	1.0	1.0	1.0	1.0	1.0	1.0	1.0	1.0
Indicator value	0	0	0	0	0	0	0	0	0	0	0	0

Licensee Comments: none

### Reactor Coolant System Leakage



Thresholds: White > 50.0 Yellow > 100.0

**Notes**

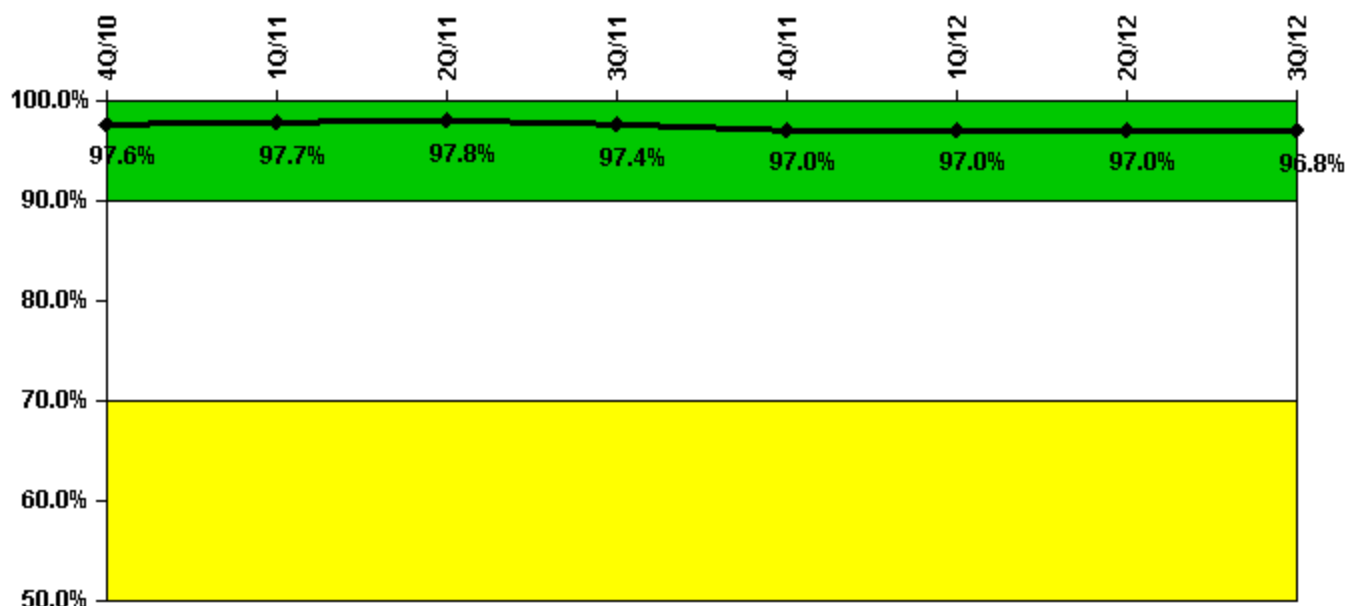
Reactor Coolant System Leakage	10/10	11/10	12/10	1/11	2/11	3/11	4/11	5/11	6/11	7/11	8/11	9/11
Maximum leakage	0	0	0	0	0	0	0	0	0	0	0	0
Technical specification limit	10.0	10.0	10.0	10.0	10.0	10.0	10.0	10.0	10.0	10.0	10.0	10.0
<b>Indicator value</b>	<b>0</b>	<b>0</b>	<b>0</b>	<b>0</b>	<b>0</b>	<b>0</b>	<b>0</b>	<b>0</b>	<b>0</b>	<b>0</b>	<b>0</b>	<b>0</b>

Reactor Coolant System Leakage	10/11	11/11	12/11	1/12	2/12	3/12	4/12	5/12	6/12	7/12	8/12	9/12
Maximum leakage	0	0	0	0	0	0	0	0	0	0	0	0
Technical specification limit	10.0	10.0	10.0	10.0	10.0	10.0	10.0	10.0	10.0	10.0	10.0	10.0
<b>Indicator value</b>	<b>0</b>	<b>0</b>	<b>0</b>	<b>0</b>	<b>0</b>	<b>0</b>	<b>0</b>	<b>0</b>	<b>0</b>	<b>0</b>	<b>0</b>	<b>0</b>

Licensee Comments: none

### Drill/Exercise Performance



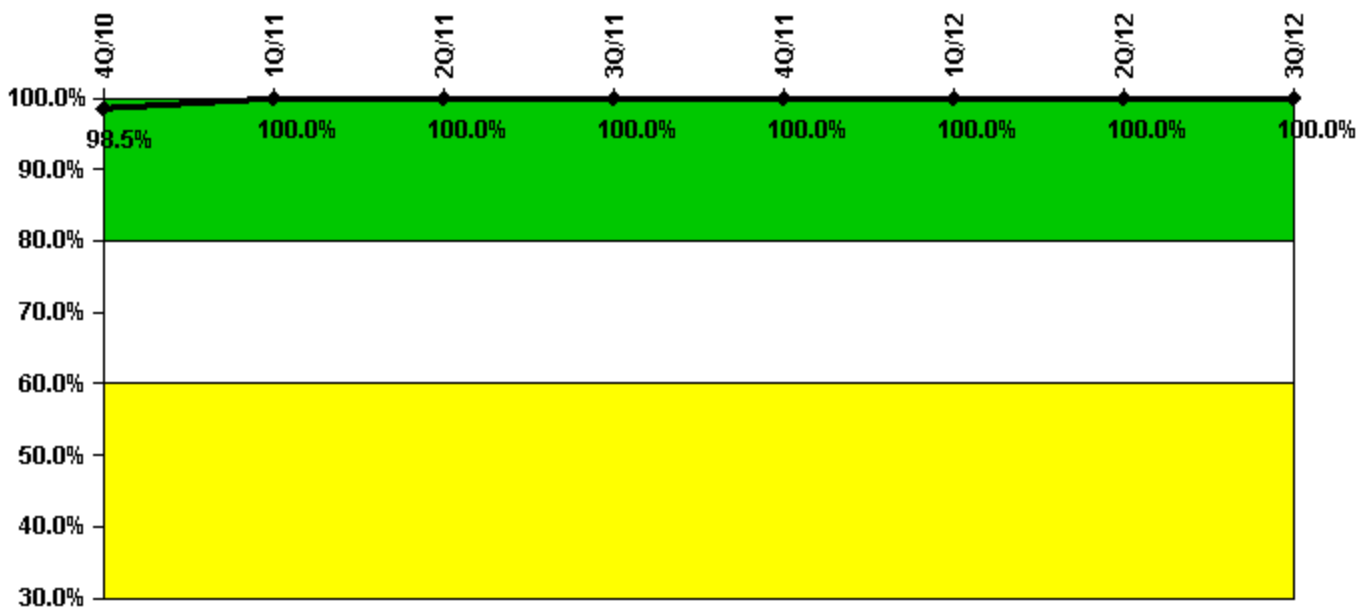
Thresholds: White < 90.0% Yellow < 70.0%

#### Notes

Drill/Exercise Performance	4Q/10	1Q/11	2Q/11	3Q/11	4Q/11	1Q/12	2Q/12	3Q/12
Successful opportunities	39.0	43.0	40.0	34.0	72.0	30.0	22.0	51.0
Total opportunities	40.0	44.0	41.0	37.0	75.0	31.0	22.0	52.0
Indicator value	97.6%	97.7%	97.8%	97.4%	97.0%	97.0%	97.0%	96.8%

Licensee Comments: none

### ERO Drill Participation



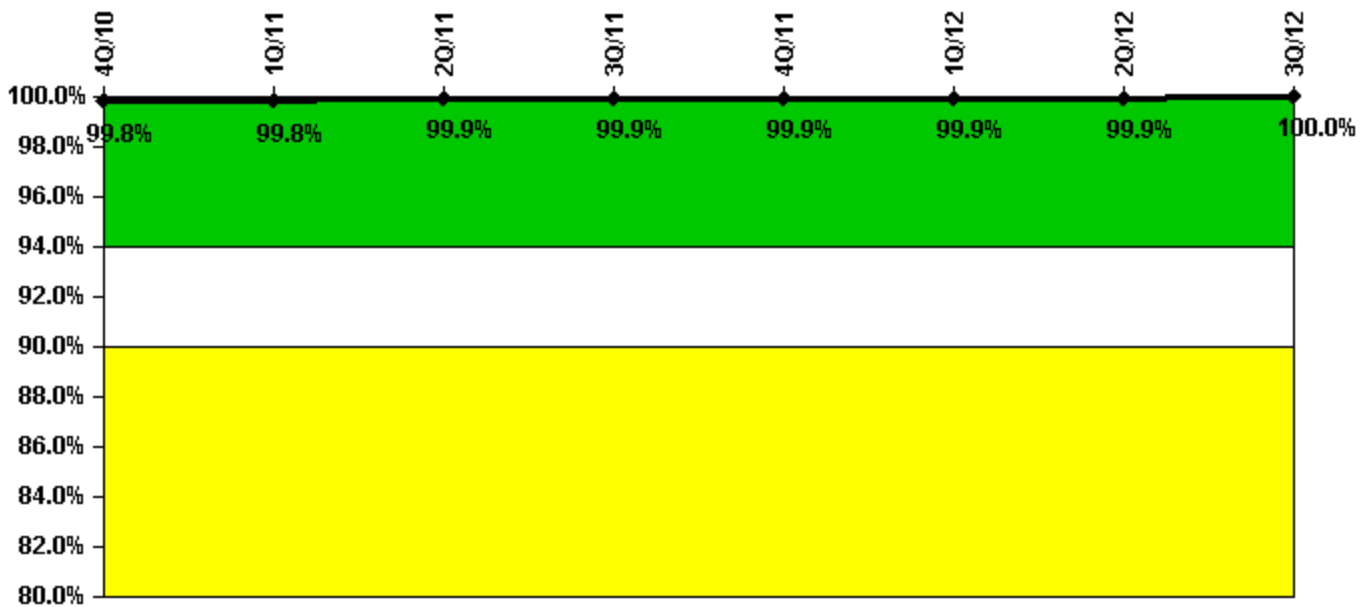
Thresholds: White < 80.0% Yellow < 60.0%

#### Notes

ERO Drill Participation	4Q/10	1Q/11	2Q/11	3Q/11	4Q/11	1Q/12	2Q/12	3Q/12
Participating Key personnel	132.0	128.0	130.0	131.0	136.0	136.0	126.0	121.0
Total Key personnel	134.0	128.0	130.0	131.0	136.0	136.0	126.0	121.0
Indicator value	98.5%	100.0%	100.0%	100.0%	100.0%	100.0%	100.0%	100.0%

Licensee Comments: none

### Alert & Notification System



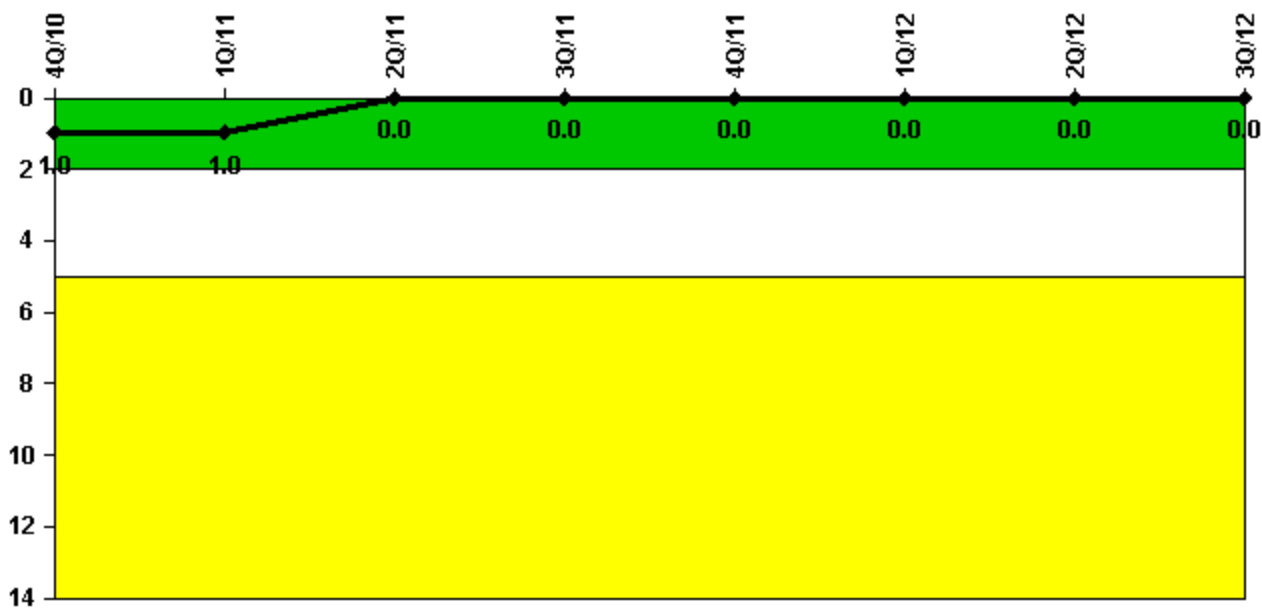
Thresholds: White < 94.0% Yellow < 90.0%

#### Notes

Alert & Notification System	4Q/10	1Q/11	2Q/11	3Q/11	4Q/11	1Q/12	2Q/12	3Q/12
Successful siren-tests	497	497	497	496	497	497	497	497
Total sirens-tests	497	497	497	497	497	497	497	497
Indicator value	99.8%	99.8%	99.9%	99.9%	99.9%	99.9%	99.9%	100.0%

Licensee Comments: none

### Occupational Exposure Control Effectiveness



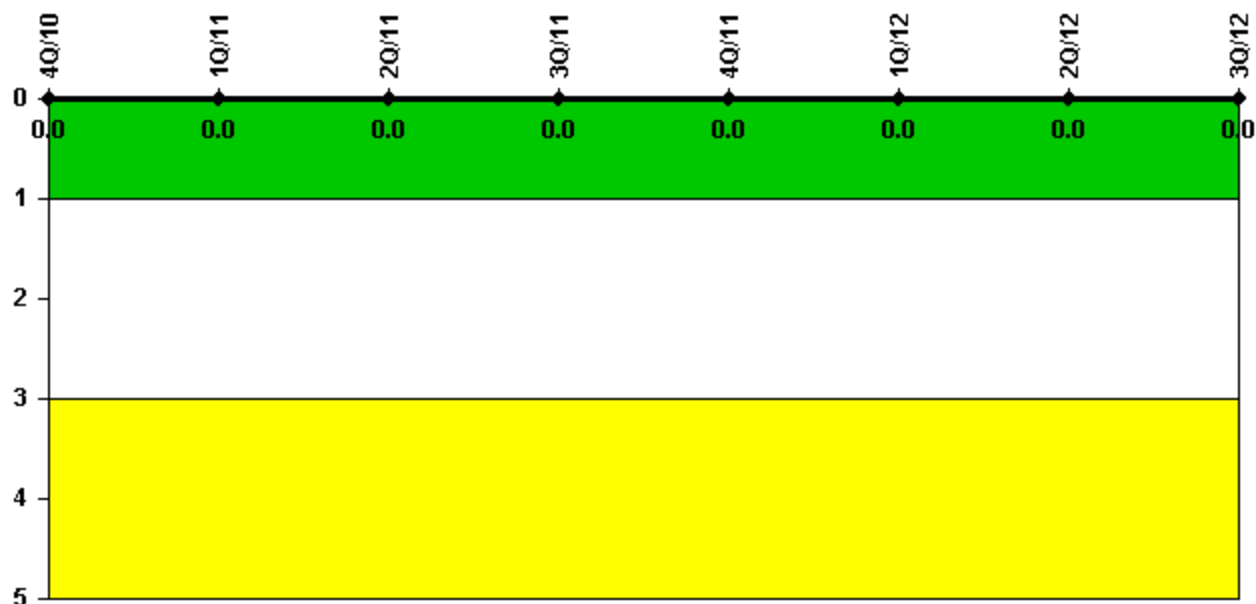
Thresholds: White > 2.0 Yellow > 5.0

#### Notes

Occupational Exposure Control Effectiveness	4Q/10	1Q/11	2Q/11	3Q/11	4Q/11	1Q/12	2Q/12	3Q/12
High radiation area occurrences	0	0	0	0	0	0	0	0
Very high radiation area occurrences	0	0	0	0	0	0	0	0
Unintended exposure occurrences	0	0	0	0	0	0	0	0
<b>Indicator value</b>	<b>1</b>	<b>1</b>	<b>0</b>	<b>0</b>	<b>0</b>	<b>0</b>	<b>0</b>	<b>0</b>

Licensee Comments: none

### RETS/ODCM Radiological Effluent



Thresholds: White > 1.0 Yellow > 3.0

#### Notes

RETS/ODCM Radiological Effluent	4Q/10	1Q/11	2Q/11	3Q/11	4Q/11	1Q/12	2Q/12	3Q/12
RETS/ODCM occurrences	0	0	0	0	0	0	0	0
<b>Indicator value</b>	<b>0</b>	<b>0</b>	<b>0</b>	<b>0</b>	<b>0</b>	<b>0</b>	<b>0</b>	<b>0</b>

Licensee Comments: none

Although the Security Cornerstone is included in the Reactor Oversight Process assessment program, the Commission has decided that specific information related to findings and performance indicators pertaining to the Security Cornerstone will not be publicly available to ensure that security information is not provided to a possible adversary. Other than the fact that a finding or performance indicator is Green or Greater-Than-Green, security related information will not be displayed on the public web page.



 [Action Matrix Summary](#) | [Inspection Findings Summary](#) | [PI Summary](#) | [Reactor Oversight Process](#)

*Last Modified: October 24, 2012*