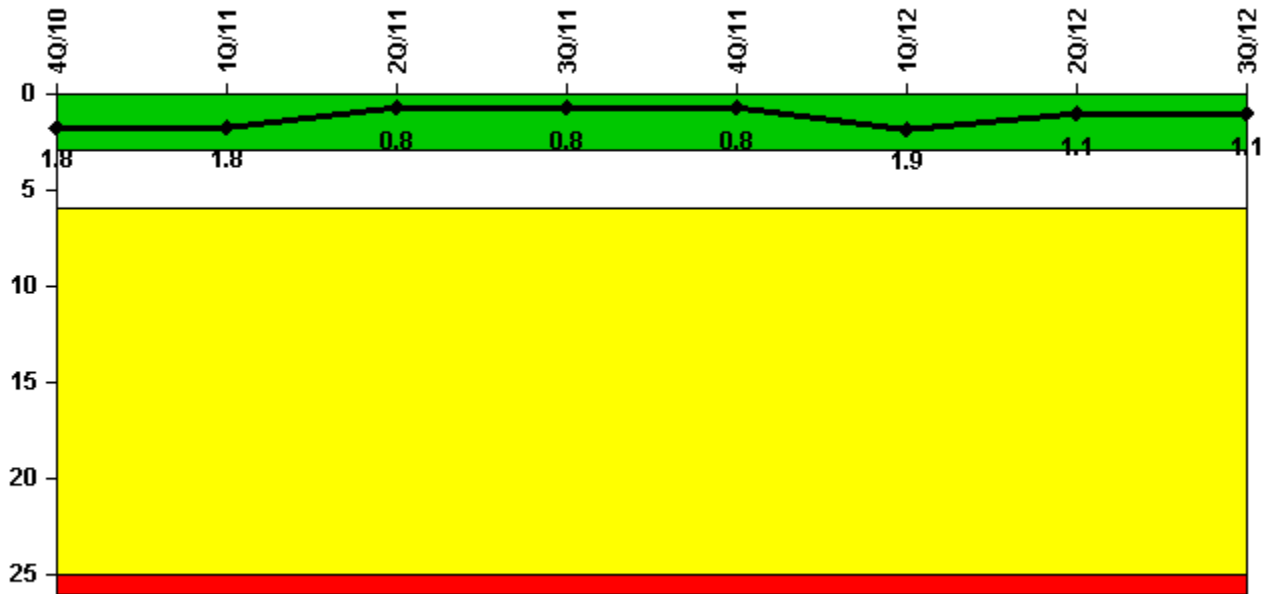


Prairie Island 2

3Q/2012 Performance Indicators

Licensee's General Comments: none

Unplanned Scrams per 7000 Critical Hrs



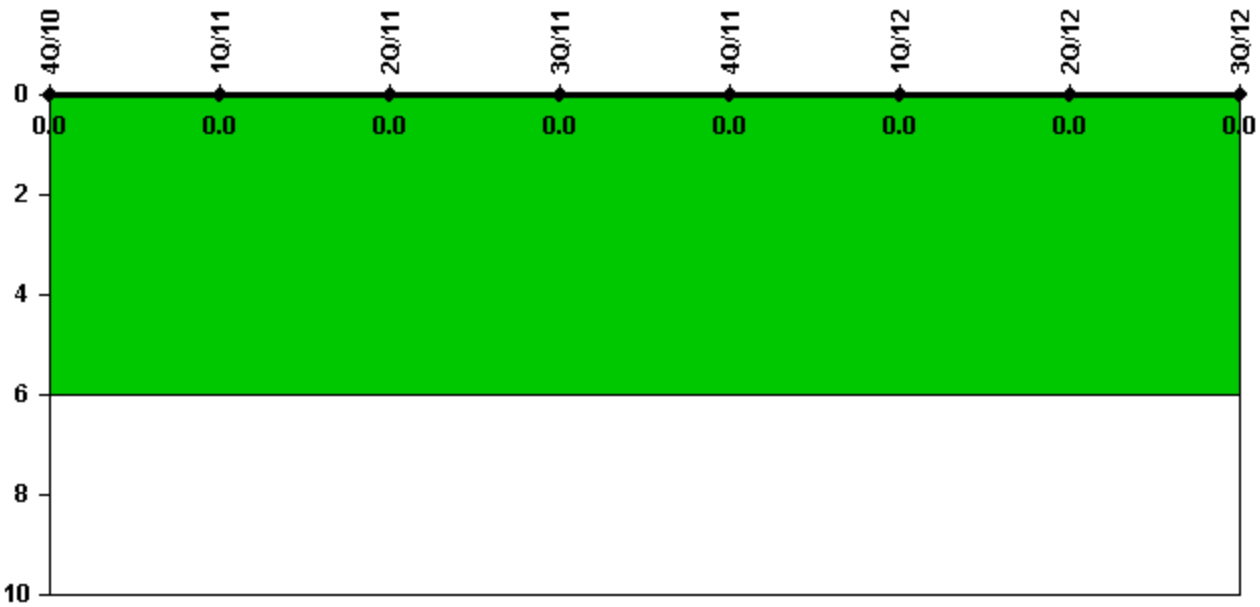
Thresholds: White > 3.0 Yellow > 6.0 Red > 25.0

Notes

Unplanned Scrams per 7000 Critical Hrs	4Q/10	1Q/11	2Q/11	3Q/11	4Q/11	1Q/12	2Q/12	3Q/12
Unplanned scrams	0	0	1.0	0	0	1.0	0	0
Critical hours	2209.0	2159.0	2163.4	2208.0	1849.9	1247.7	814.0	2208.0
Indicator value	1.8	1.8	0.8	0.8	0.8	1.9	1.1	1.1

Licensee Comments: none

Unplanned Power Changes per 7000 Critical Hrs



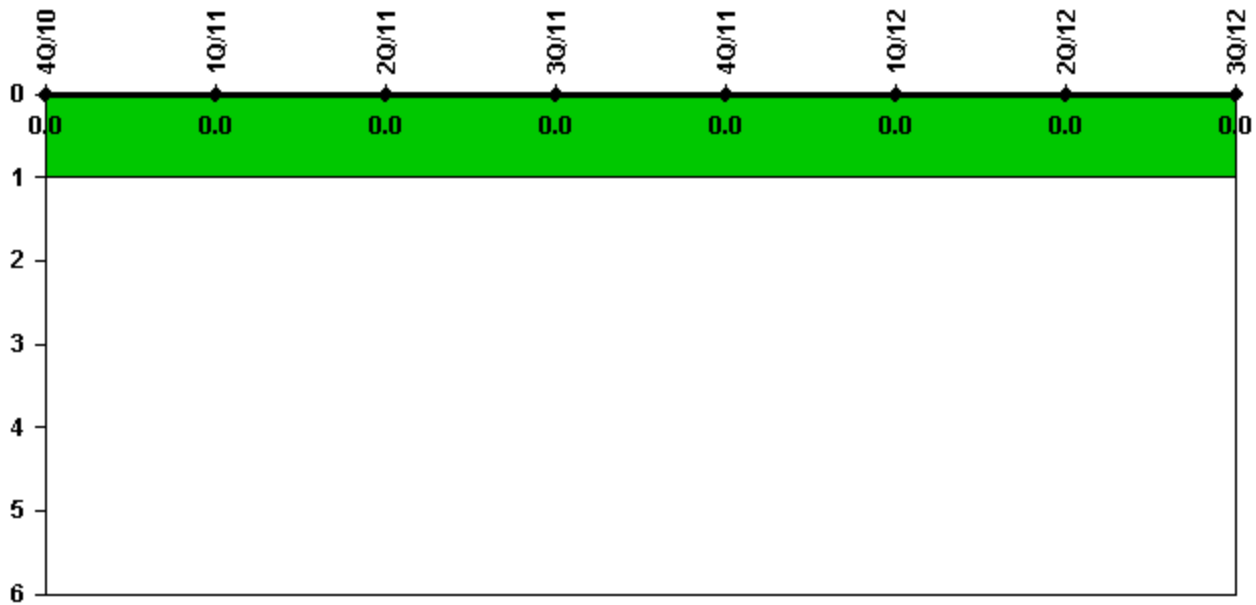
Thresholds: White > 6.0

Notes

Unplanned Power Changes per 7000 Critical Hrs	4Q/10	1Q/11	2Q/11	3Q/11	4Q/11	1Q/12	2Q/12	3Q/12
Unplanned power changes	0	0	0	0	0	0	0	0
Critical hours	2209.0	2159.0	2163.4	2208.0	1849.9	1247.7	814.0	2208.0
Indicator value	0	0	0	0	0	0	0	0

Licensee Comments: none

Unplanned Scrams with Complications



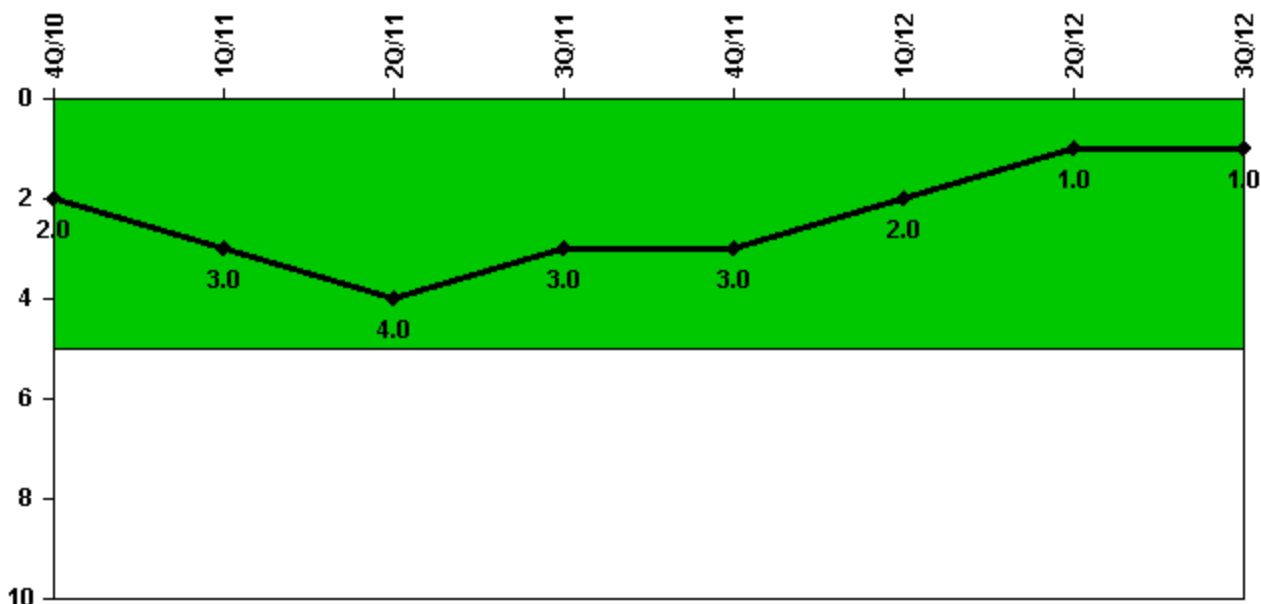
Thresholds: White > 1.0

Notes

Unplanned Scrams with Complications	4Q/10	1Q/11	2Q/11	3Q/11	4Q/11	1Q/12	2Q/12	3Q/12
Scrams with complications	0	0	0	0	0	0	0	0
Indicator value	0.0	0.0	0.0	0.0	0.0	0.0	0.0	0.0

Licensee Comments: none

Safety System Functional Failures (PWR)



Thresholds: White > 5.0

Notes

Safety System Functional Failures (PWR)	4Q/10	1Q/11	2Q/11	3Q/11	4Q/11	1Q/12	2Q/12	3Q/12
Safety System Functional Failures	0	1	1	1	0	0	0	1
Indicator value	2	3	4	3	3	2	1	1

Licensee Comments:

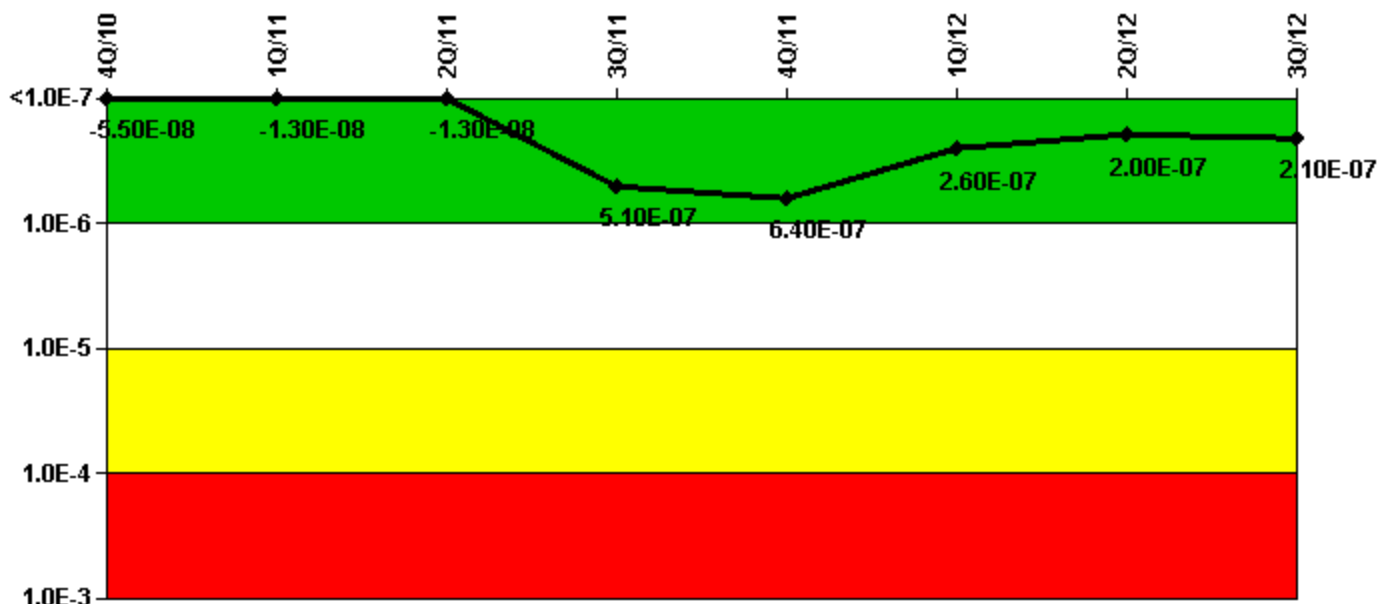
3Q/12: LER 50-306/2012-002-00, Sept 14, 2012, Unit 2 Diesel Generators inoperable due to missing hazard barrier.

3Q/11: LER # 50-306/2011-003-00. Report date 8/23/2011 - Unit 2 Offsite Power Sources Declared Inoperable as a Consequence of the Loss of the 2RY Transformer Bus Duct (L-PI-11-066).

2Q/11: LER 50306/2011-001-00 Unit 2 Shield Building Inoperable

1Q/11: LER 50-282/2010-004-00 - 1/28/2011 - Battery Charger Inoperability due to Potential Undervoltage Conditions

Mitigating Systems Performance Index, Emergency AC Power System



Thresholds: White > 1.00E-6 Yellow > 1.00E-5 Red > 1.00E-4

Notes

Mitigating Systems Performance Index, Emergency AC Power System	4Q/10	1Q/11	2Q/11	3Q/11	4Q/11	1Q/12	2Q/12	3Q/12
UAI (ΔCDF)	5.28E-08	9.44E-08	9.46E-08	1.17E-07	7.89E-07	4.00E-07	3.26E-07	3.26E-07
URI (ΔCDF)	-1.08E-07	-1.08E-07	-1.08E-07	3.92E-07	-1.50E-07	-1.37E-07	-1.24E-07	-1.11E-07
PLE	NO	NO	NO	NO	NO	NO	NO	NO
Indicator value	-5.50E-08	-1.30E-08	-1.30E-08	5.10E-07	6.40E-07	2.60E-07	2.00E-07	2.10E-07

Licensee Comments:

3Q/12: Risk Cap Invoked.

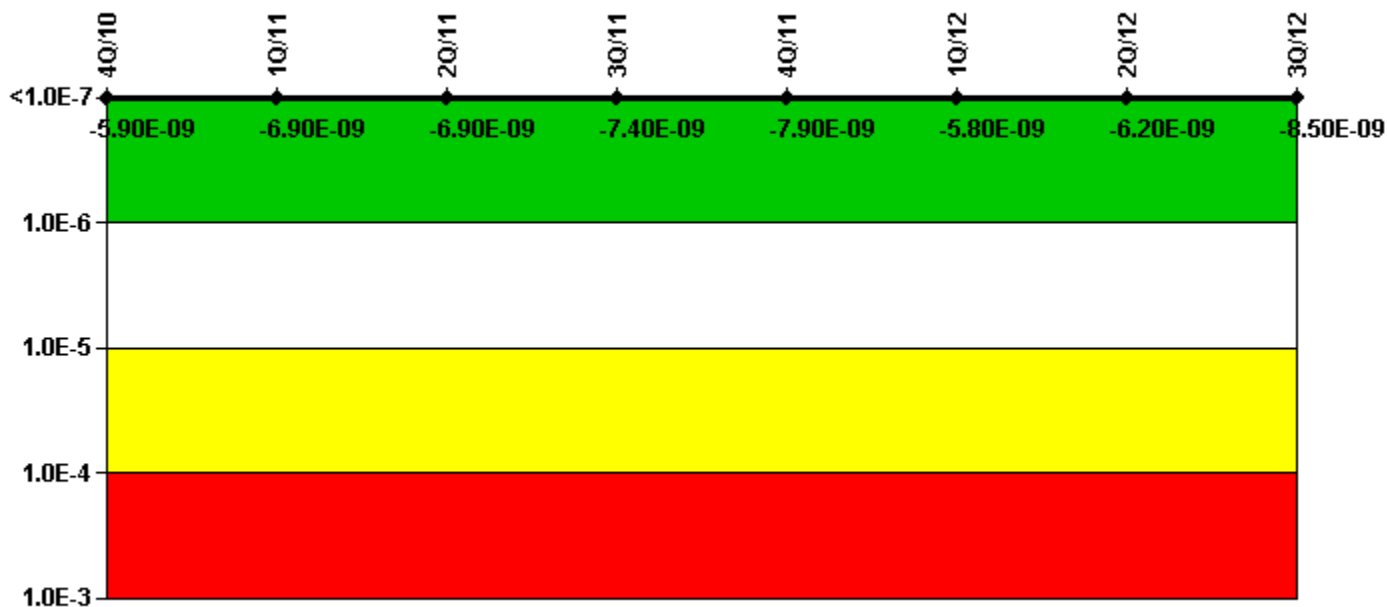
2Q/12: Risk Cap Invoked.

1Q/12: Risk Cap Invoked.

4Q/11: Risk Cap Invoked. Changed PRA Parameter(s).

3Q/11: Risk Cap Invoked.

Mitigating Systems Performance Index, High Pressure Injection System



Thresholds: White > 1.00E-6 Yellow > 1.00E-5 Red > 1.00E-4

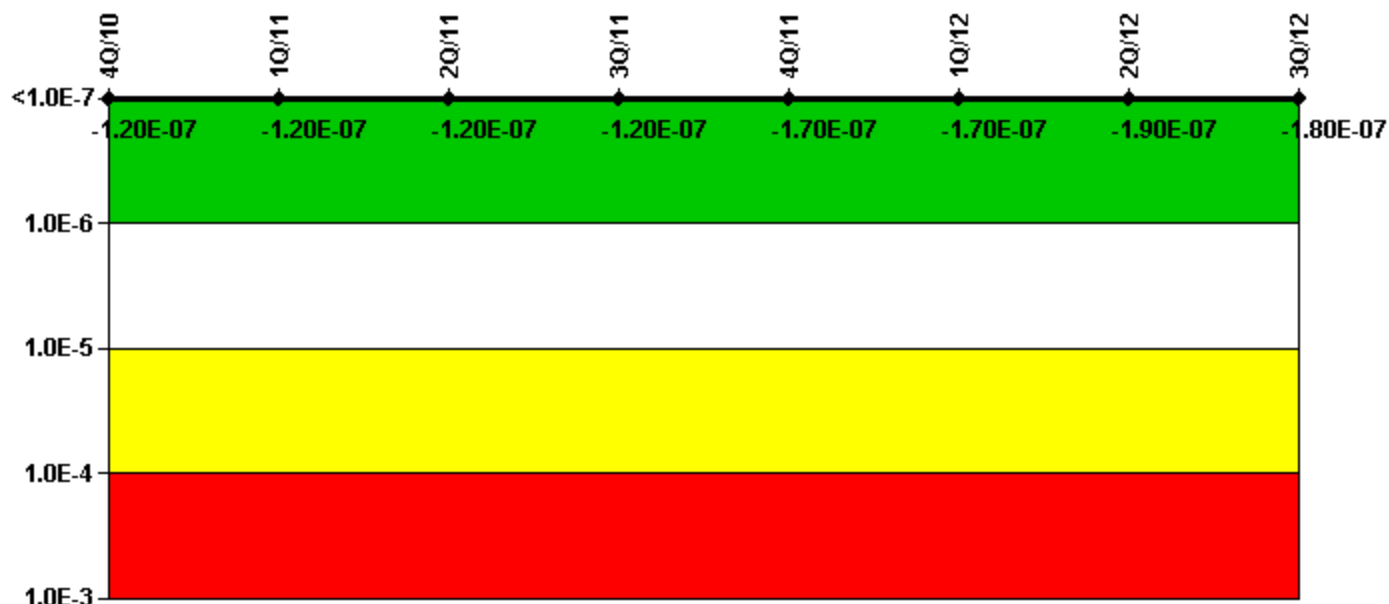
Notes

Mitigating Systems Performance Index, High Pressure Injection System	4Q/10	1Q/11	2Q/11	3Q/11	4Q/11	1Q/12	2Q/12	3Q/12
UAI (Δ CDF)	1.11E-08	1.00E-08	1.00E-08	9.53E-09	2.34E-08	2.56E-08	2.55E-08	2.33E-08
URI (Δ CDF)	-1.69E-08	-1.69E-08	-1.69E-08	-1.69E-08	-3.13E-08	-3.14E-08	-3.17E-08	-3.18E-08
PLE	NO	NO	NO	NO	NO	NO	NO	NO
Indicator value	-5.90E-09	-6.90E-09	-6.90E-09	-7.40E-09	-7.90E-09	-5.80E-09	-6.20E-09	-8.50E-09

Licensee Comments:

4Q/11: Changed PRA Parameter(s).

Mitigating Systems Performance Index, Heat Removal System



Thresholds: White > 1.00E-6 Yellow > 1.00E-5 Red > 1.00E-4

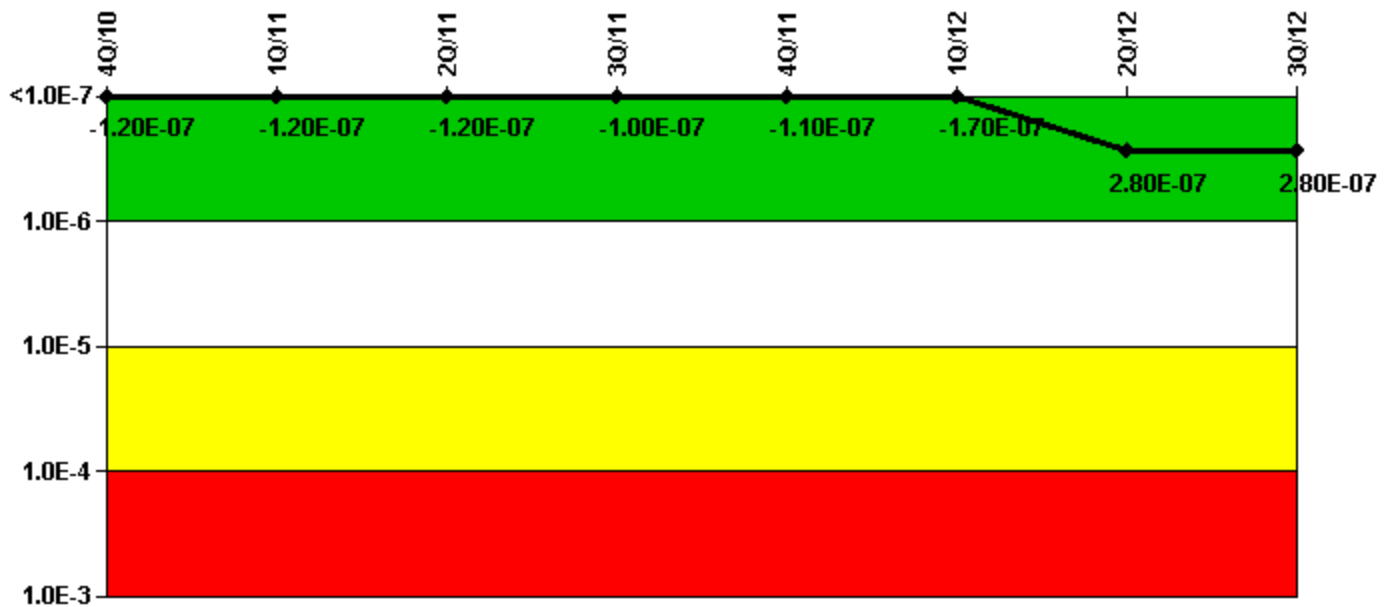
Notes

Mitigating Systems Performance Index, Heat Removal System	4Q/10	1Q/11	2Q/11	3Q/11	4Q/11	1Q/12	2Q/12	3Q/12
UAI (Δ CDF)	8.61E-09	1.41E-08	1.42E-08	1.29E-08	1.57E-08	2.01E-08	1.17E-09	3.36E-09
URI (Δ CDF)	-1.32E-07	-1.32E-07	-1.34E-07	-1.33E-07	-1.81E-07	-1.86E-07	-1.88E-07	-1.88E-07
PLE	NO	NO	NO	NO	NO	NO	NO	NO
Indicator value	-1.20E-07	-1.20E-07	-1.20E-07	-1.20E-07	-1.70E-07	-1.70E-07	-1.90E-07	-1.80E-07

Licensee Comments:

4Q/11: Changed PRA Parameter(s).

Mitigating Systems Performance Index, Residual Heat Removal System



Thresholds: White > 1.00E-6 Yellow > 1.00E-5 Red > 1.00E-4

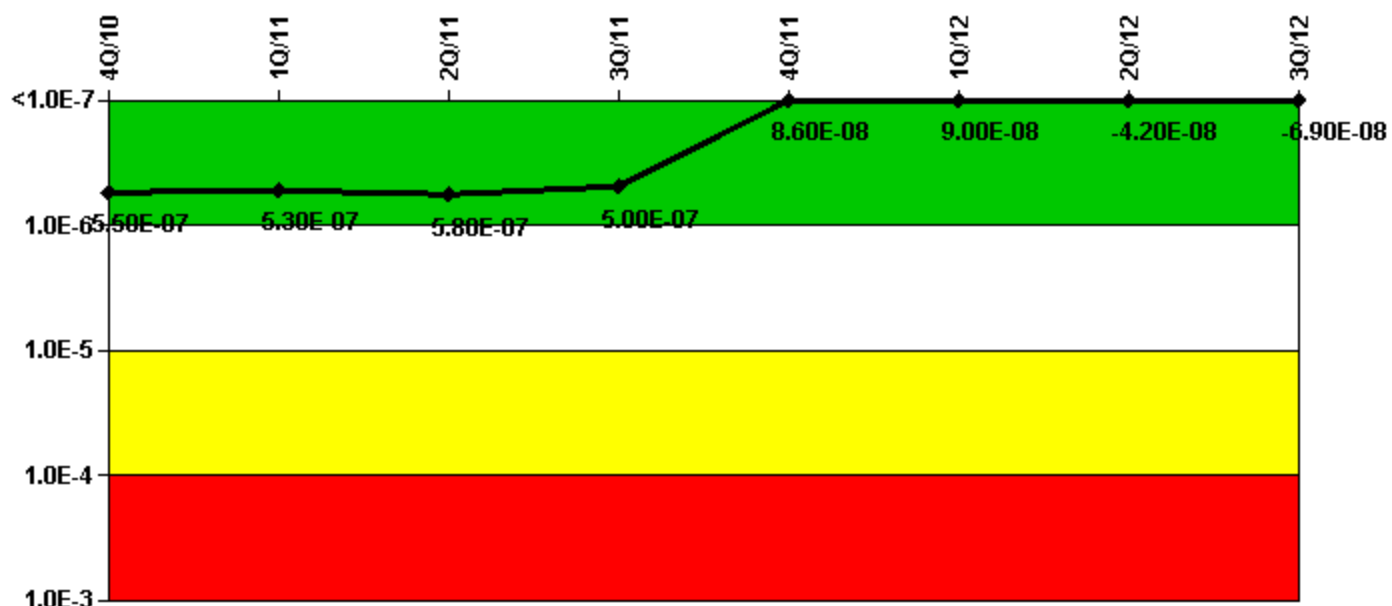
Notes

Mitigating Systems Performance Index, Residual Heat Removal System	4Q/10	1Q/11	2Q/11	3Q/11	4Q/11	1Q/12	2Q/12	3Q/12
UAI (Δ CDF)	8.87E-09	8.90E-09	8.93E-09	8.60E-09	1.49E-08	-2.94E-08	-2.94E-08	-2.94E-08
URI (Δ CDF)	-1.31E-07	-1.31E-07	-1.31E-07	-1.12E-07	-1.21E-07	-1.38E-07	3.06E-07	3.06E-07
PLE	NO	NO	NO	NO	NO	NO	NO	NO
Indicator value	-1.20E-07	-1.20E-07	-1.20E-07	-1.00E-07	-1.10E-07	-1.70E-07	2.80E-07	2.80E-07

Licensee Comments:

4Q/11: Changed PRA Parameter(s).

Mitigating Systems Performance Index, Cooling Water Systems



Thresholds: White > 1.00E-6 Yellow > 1.00E-5 Red > 1.00E-4

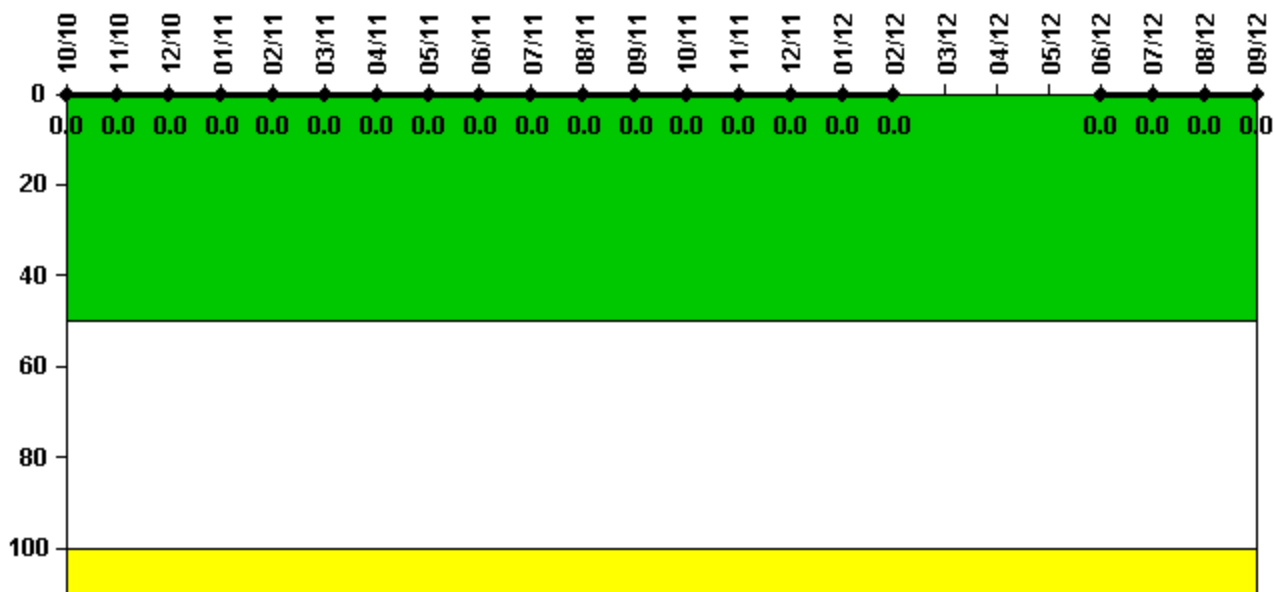
Notes

Mitigating Systems Performance Index, Cooling Water Systems	4Q/10	1Q/11	2Q/11	3Q/11	4Q/11	1Q/12	2Q/12	3Q/12
UAI (ΔCDF)	9.98E-07	9.78E-07	1.03E-06	9.39E-07	3.45E-07	3.51E-07	2.86E-07	2.62E-07
URI (ΔCDF)	-4.50E-07	-4.47E-07	-4.47E-07	-4.41E-07	-2.59E-07	-2.61E-07	-3.29E-07	-3.31E-07
PLE	NO	NO	NO	NO	NO	NO	NO	NO
Indicator value	5.50E-07	5.30E-07	5.80E-07	5.00E-07	8.60E-08	9.00E-08	-4.20E-08	-6.90E-08

Licensee Comments:

4Q/11: Changed PRA Parameter(s).

Reactor Coolant System Activity



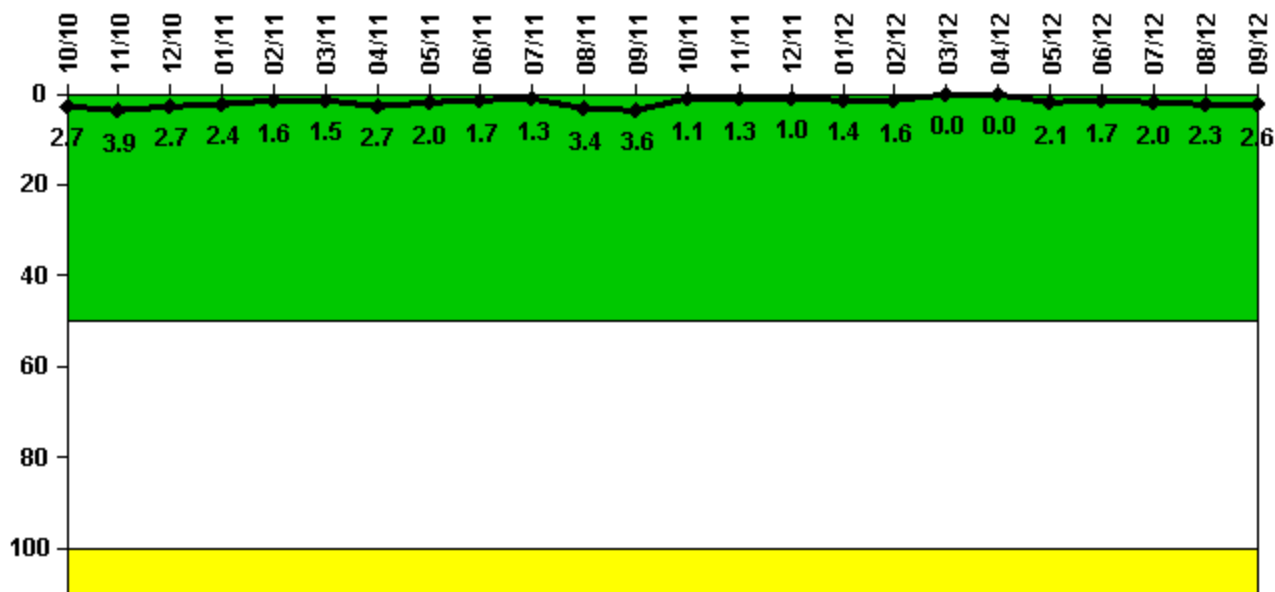
Thresholds: White > 50.0 Yellow > 100.0

Notes

Reactor Coolant System Activity	10/10	11/10	12/10	1/11	2/11	3/11	4/11	5/11	6/11	7/11	8/11	9/11
Maximum activity	0.000140	0.000147	0.000161	0.000152	0.000160	0.000162	0.000169	0.000173	0.000177	0.000211	0.000181	0.000182
Technical specification limit	0.5	0.5	0.5	0.5	0.5	0.5	0.5	0.5	0.5	0.5	0.5	0.5
Indicator value	0	0	0	0	0	0	0	0	0	0	0	0
Reactor Coolant System Activity	10/11	11/11	12/11	1/12	2/12	3/12	4/12	5/12	6/12	7/12	8/12	9/12
Maximum activity	0.000195	0.000201	0.000200	0.000213	0.000212	N/A	N/A	N/A	0.000106	0.000110	0.000112	0.000115
Technical specification limit	0.5	0.5	0.5	0.5	0.5	0.5	0.5	0.5	0.5	0.5	0.5	0.5
Indicator value	0	0	0	0	0	N/A	N/A	N/A	0	0	0	0

Licensee Comments: none

Reactor Coolant System Leakage



Thresholds: White > 50.0 Yellow > 100.0

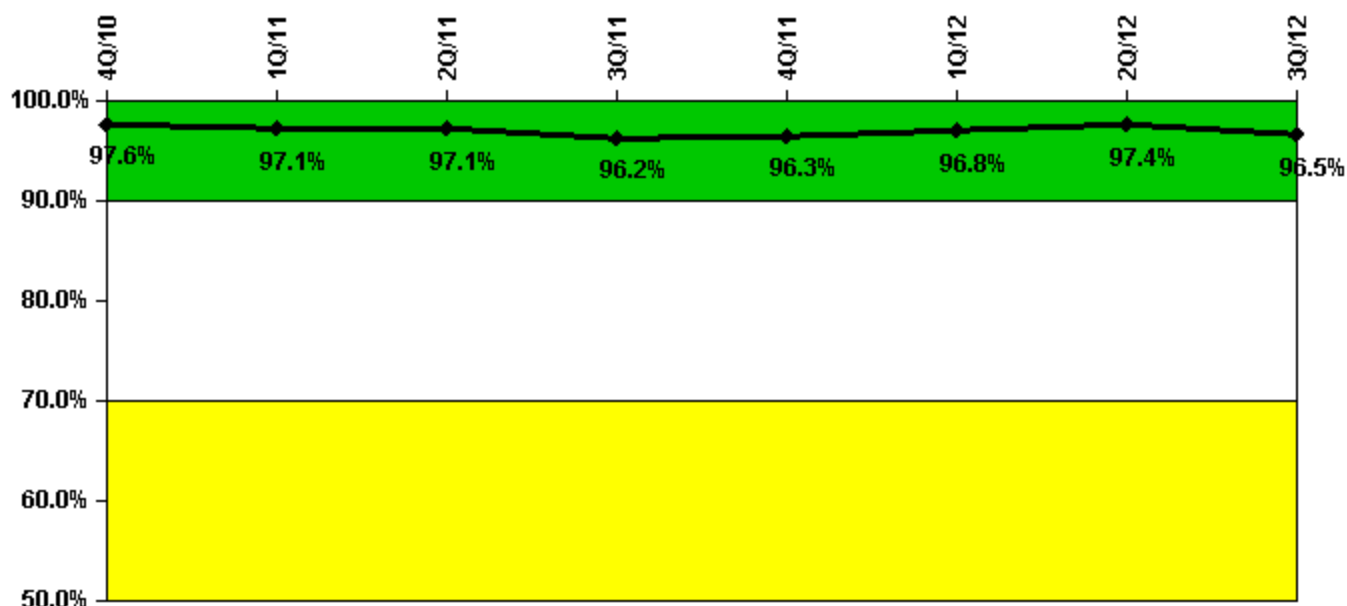
Notes

Reactor Coolant System Leakage	10/10	11/10	12/10	1/11	2/11	3/11	4/11	5/11	6/11	7/11	8/11	9/11
Maximum leakage	0.273	0.391	0.268	0.242	0.164	0.150	0.267	0.204	0.169	0.125	0.339	0.355
Technical specification limit	10.0	10.0	10.0	10.0	10.0	10.0	10.0	10.0	10.0	10.0	10.0	10.0
Indicator value	2.7	3.9	2.7	2.4	1.6	1.5	2.7	2.0	1.7	1.3	3.4	3.6

Reactor Coolant System Leakage	10/11	11/11	12/11	1/12	2/12	3/12	4/12	5/12	6/12	7/12	8/12	9/12
Maximum leakage	0.109	0.133	0.102	0.144	0.156	0	0	0.208	0.169	0.201	0.231	0.262
Technical specification limit	10.0	10.0	10.0	10.0	10.0	10.0	10.0	10.0	10.0	10.0	10.0	10.0
Indicator value	1.1	1.3	1.0	1.4	1.6	0	0	2.1	1.7	2.0	2.3	2.6

Licensee Comments: none

Drill/Exercise Performance



Thresholds: White < 90.0% Yellow < 70.0%

Notes

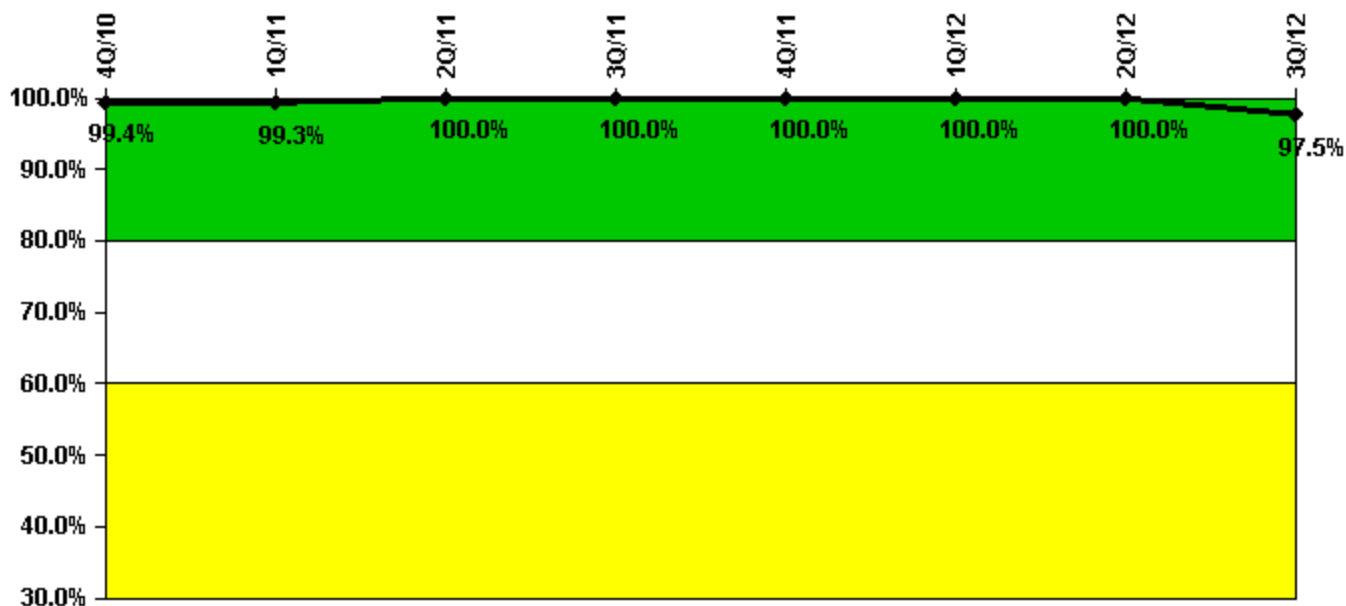
Drill/Exercise Performance	4Q/10	1Q/11	2Q/11	3Q/11	4Q/11	1Q/12	2Q/12	3Q/12
Successful opportunities	22.0	40.0	6.0	29.0	27.0	26.0	14.0	31.0
Total opportunities	23.0	40.0	6.0	32.0	27.0	28.0	14.0	32.0
Indicator value	97.6%	97.1%	97.1%	96.2%	96.3%	96.8%	97.4%	96.5%

Licensee Comments:

1Q/12: Revised February and March 2012 Drill and Exercise Performance based on previously unaccounted for opportunities. No change to performance indicator color. Revised February and March 2012 Drill and Exercise Performance based on previously unaccounted for opportunities. No change to performance indicator color.

4Q/10: Error was discovered in 4th quarter 2010 data. DEP credit was taken for unanticipated notification.

ERO Drill Participation



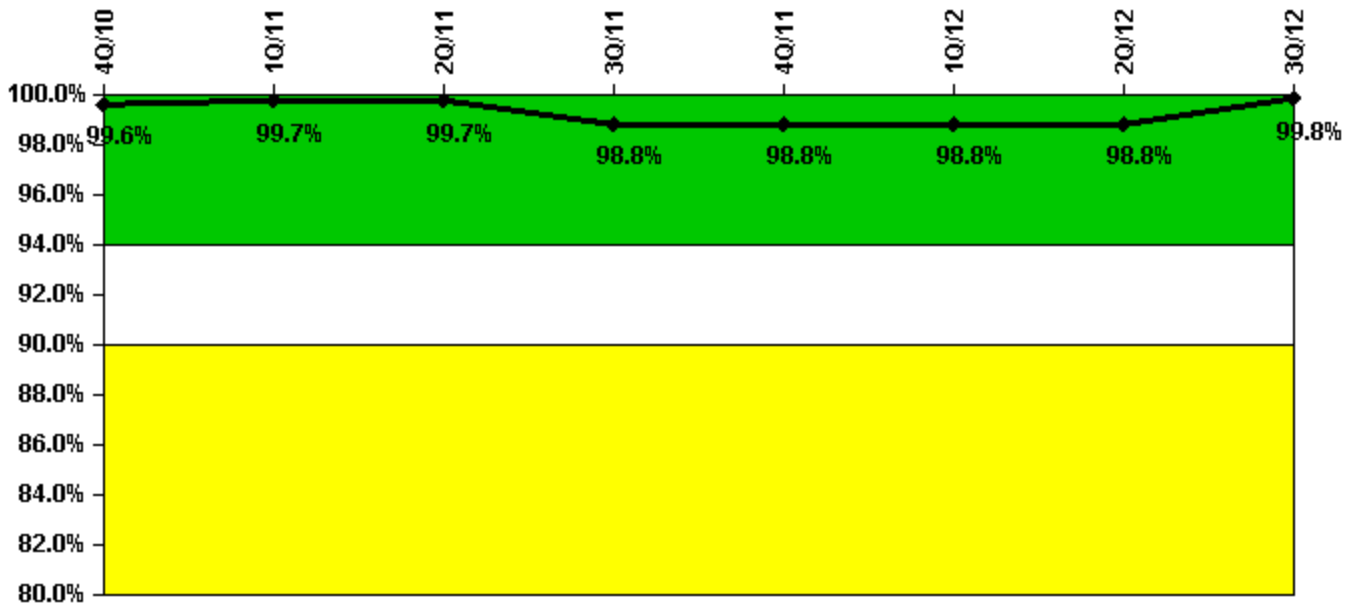
Thresholds: White < 80.0% Yellow < 60.0%

Notes

ERO Drill Participation	4Q/10	1Q/11	2Q/11	3Q/11	4Q/11	1Q/12	2Q/12	3Q/12
Participating Key personnel	153.0	141.0	141.0	143.0	145.0	156.0	155.0	157.0
Total Key personnel	154.0	142.0	141.0	143.0	145.0	156.0	155.0	161.0
Indicator value	99.4%	99.3%	100.0%	100.0%	100.0%	100.0%	100.0%	97.5%

Licensee Comments: none

Alert & Notification System



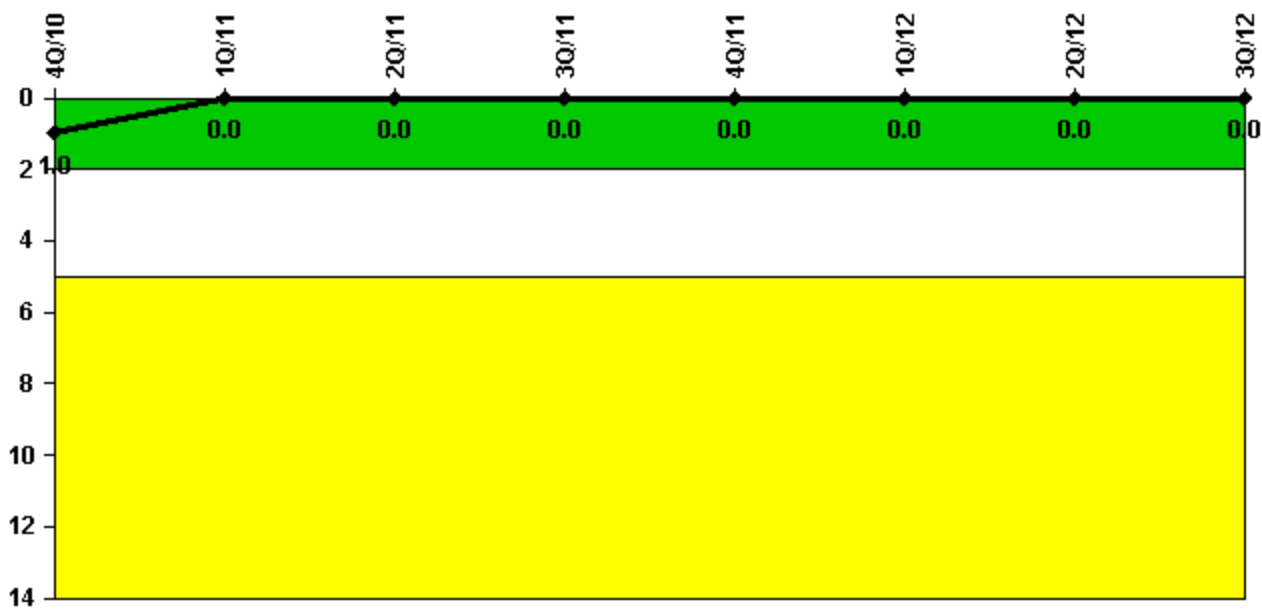
Thresholds: White < 94.0% Yellow < 90.0%

Notes

Alert & Notification System	4Q/10	1Q/11	2Q/11	3Q/11	4Q/11	1Q/12	2Q/12	3Q/12
Successful siren-tests	1517	1519	1512	1463	1514	1520	1516	1520
Total sirens-tests	1521	1521	1521	1521	1521	1521	1521	1521
Indicator value	99.6%	99.7%	99.7%	98.8%	98.8%	98.8%	98.8%	99.8%

Licensee Comments: none

Occupational Exposure Control Effectiveness



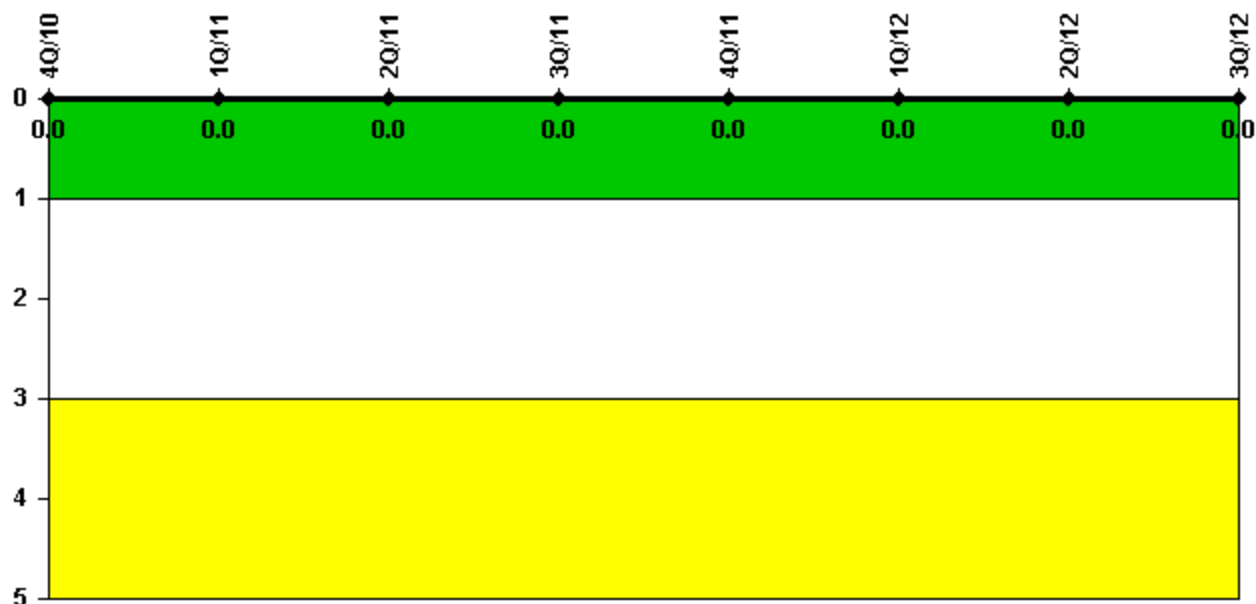
Thresholds: White > 2.0 Yellow > 5.0

Notes

Occupational Exposure Control Effectiveness	4Q/10	1Q/11	2Q/11	3Q/11	4Q/11	1Q/12	2Q/12	3Q/12
High radiation area occurrences	0	0	0	0	0	0	0	0
Very high radiation area occurrences	0	0	0	0	0	0	0	0
Unintended exposure occurrences	0	0	0	0	0	0	0	0
Indicator value	1	0	0	0	0	0	0	0

Licensee Comments: none

RETS/ODCM Radiological Effluent



Thresholds: White > 1.0 Yellow > 3.0

Notes

RETS/ODCM Radiological Effluent	4Q/10	1Q/11	2Q/11	3Q/11	4Q/11	1Q/12	2Q/12	3Q/12
RETS/ODCM occurrences	0	0	0	0	0	0	0	0
Indicator value	0	0	0	0	0	0	0	0

Licensee Comments: none

Although the Security Cornerstone is included in the Reactor Oversight Process assessment program, the Commission has decided that specific information related to findings and performance indicators pertaining to the Security Cornerstone will not be publicly available to ensure that security information is not provided to a possible adversary. Other than the fact that a finding or performance indicator is Green or Greater-Than-Green, security related information will not be displayed on the public web page.

 [Action Matrix Summary](#) | [Inspection Findings Summary](#) | [PI Summary](#) | [Reactor Oversight Process](#)

Last Modified: October 24, 2012