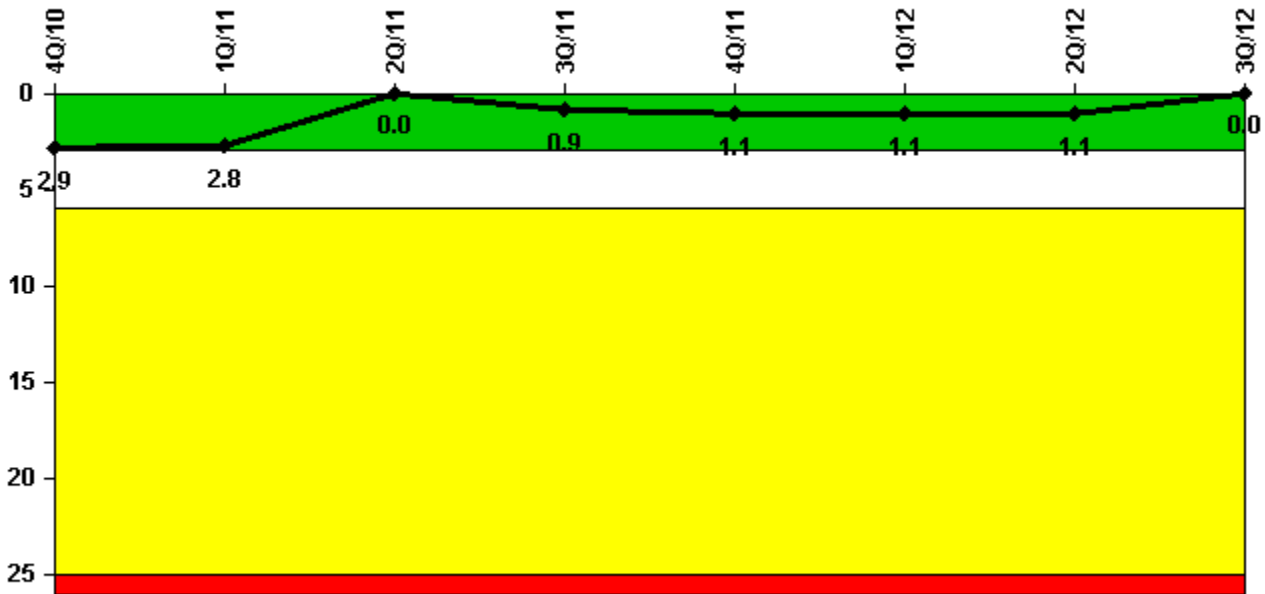


## North Anna 2

### 3Q/2012 Performance Indicators

Licensee's General Comments: none

#### Unplanned Scrams per 7000 Critical Hrs



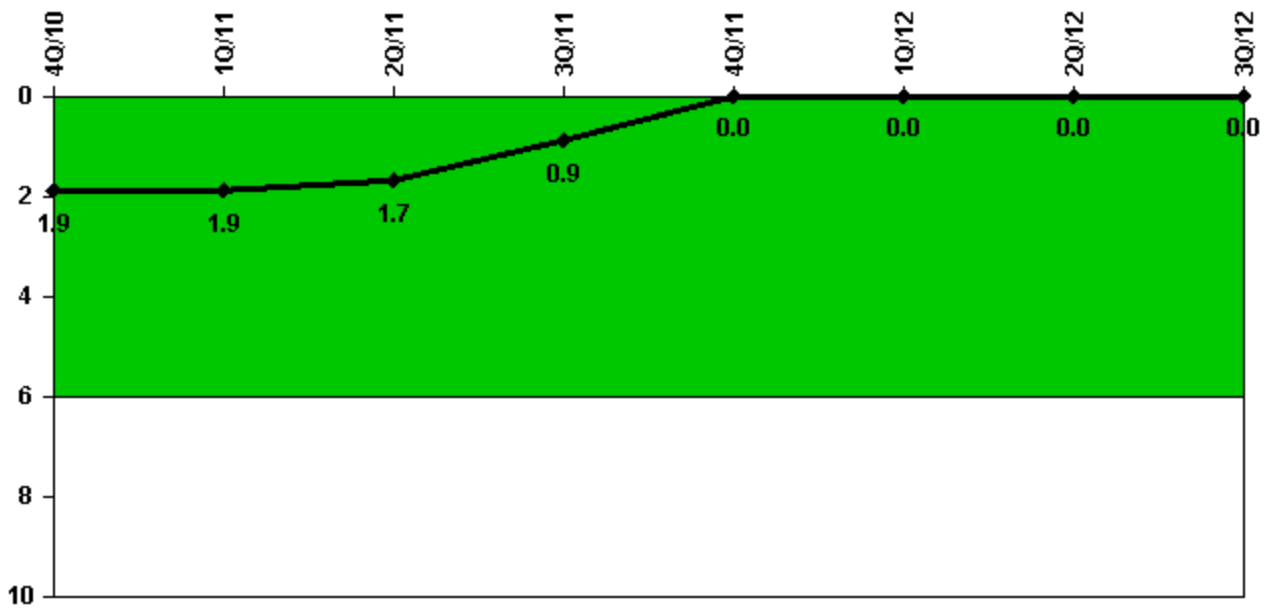
Thresholds: White > 3.0 Yellow > 6.0 Red > 25.0

#### Notes

Unplanned Scrams per 7000 Critical Hrs	4Q/10	1Q/11	2Q/11	3Q/11	4Q/11	1Q/12	2Q/12	3Q/12
Unplanned scrams	0	0	0	1.0	0	0	0	0
Critical hours	1748.2	2159.0	2184.0	1285.9	992.4	2183.0	2184.0	2208.0
<b>Indicator value</b>	<b>2.9</b>	<b>2.8</b>	<b>0</b>	<b>0.9</b>	<b>1.1</b>	<b>1.1</b>	<b>1.1</b>	<b>0</b>

Licensee Comments: none

### Unplanned Power Changes per 7000 Critical Hrs



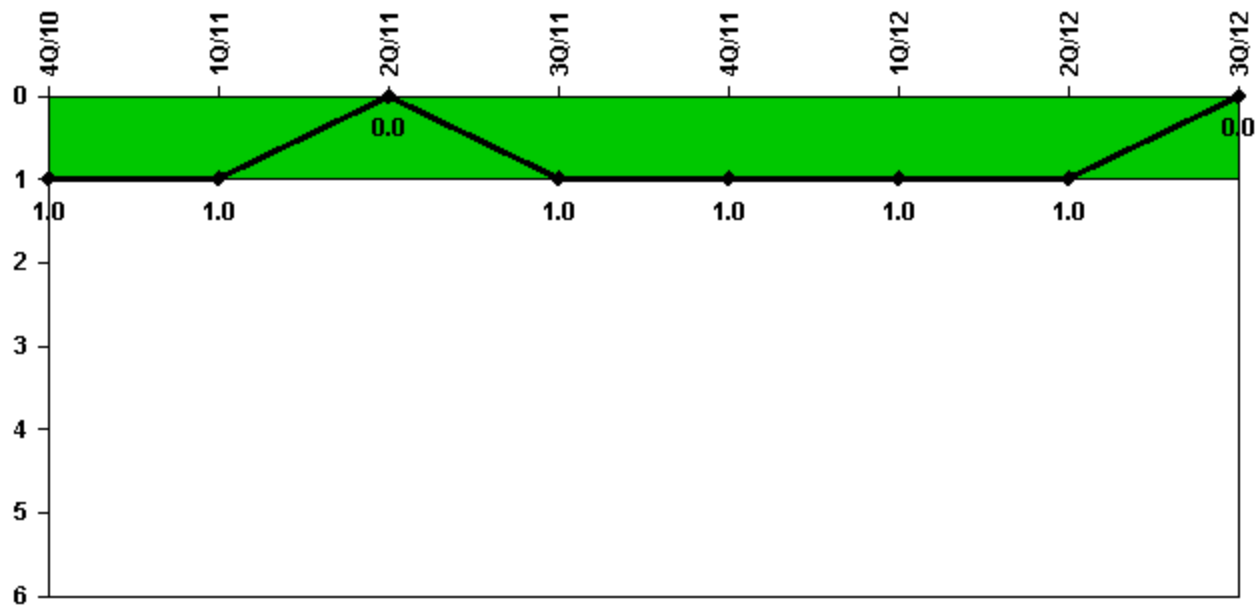
Thresholds: White > 6.0

#### Notes

Unplanned Power Changes per 7000 Critical Hrs	4Q/10	1Q/11	2Q/11	3Q/11	4Q/11	1Q/12	2Q/12	3Q/12
Unplanned power changes	1.0	0	0	0	0	0	0	0
Critical hours	1748.2	2159.0	2184.0	1285.9	992.4	2183.0	2184.0	2208.0
<b>Indicator value</b>	<b>1.9</b>	<b>1.9</b>	<b>1.7</b>	<b>0.9</b>	<b>0</b>	<b>0</b>	<b>0</b>	<b>0</b>

Licensee Comments: none

### Unplanned Scrams with Complications



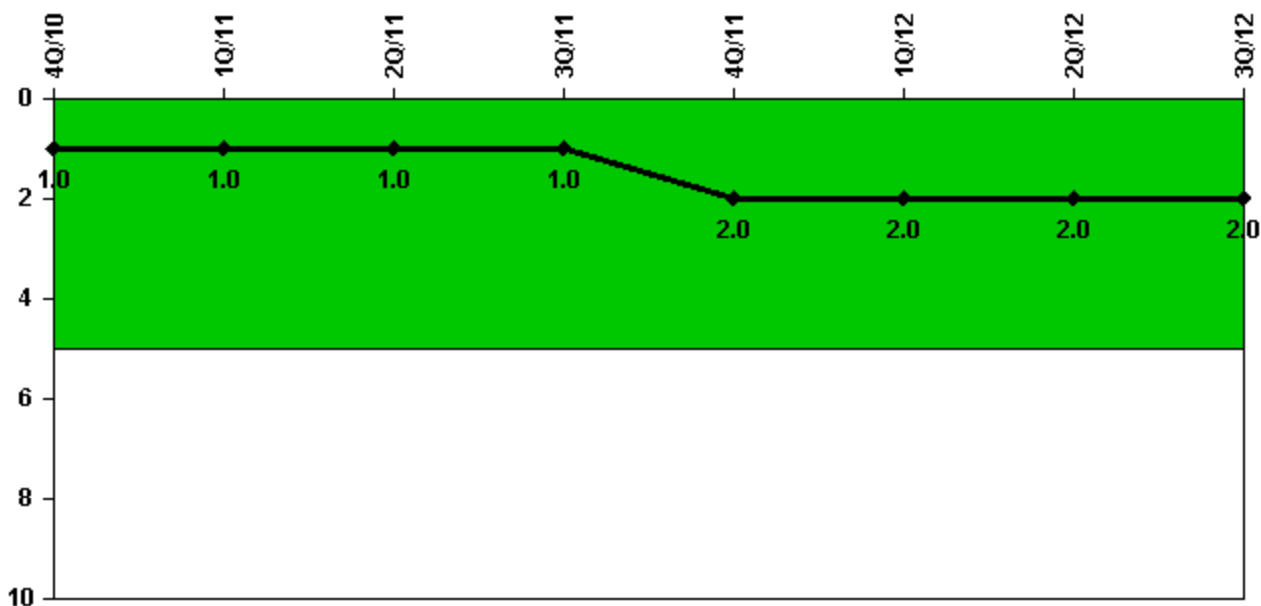
Thresholds: White > 1.0

#### Notes

Unplanned Scrams with Complications	4Q/10	1Q/11	2Q/11	3Q/11	4Q/11	1Q/12	2Q/12	3Q/12
Scrams with complications	0	0	0	1.0	0	0	0	0
<b>Indicator value</b>	<b>1.0</b>	<b>1.0</b>	<b>0.0</b>	<b>1.0</b>	<b>1.0</b>	<b>1.0</b>	<b>1.0</b>	<b>0.0</b>

Licensee Comments: none

### Safety System Functional Failures (PWR)



Thresholds: White > 5.0

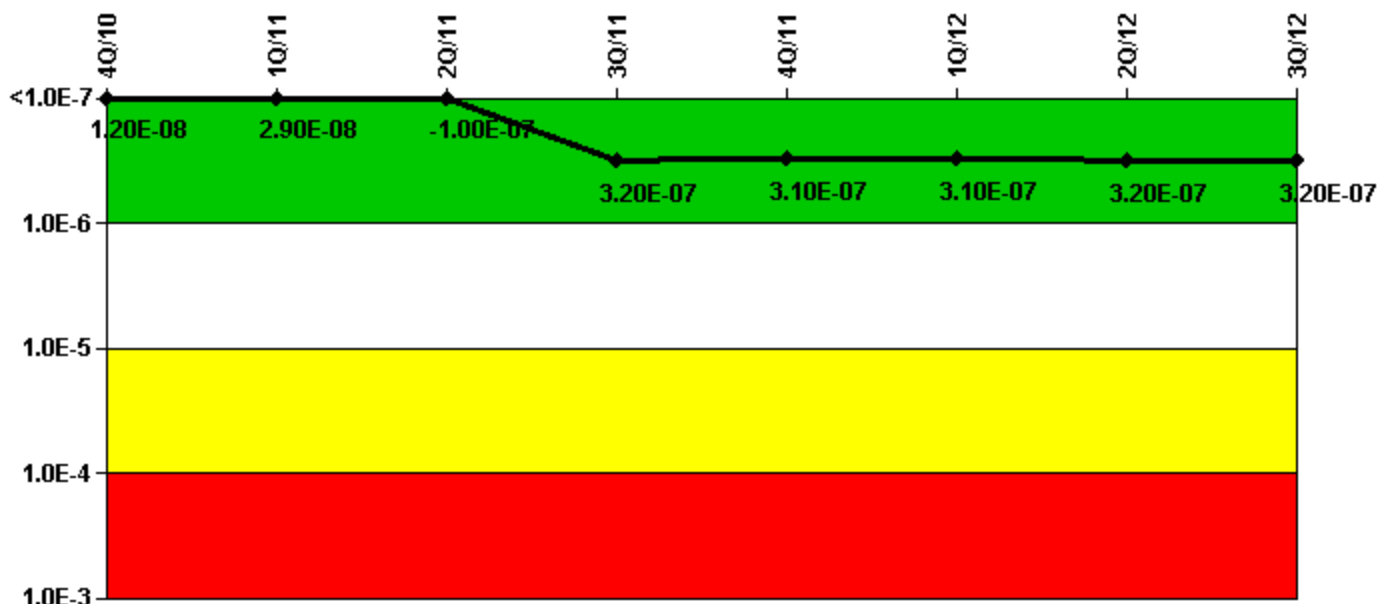
#### Notes

Safety System Functional Failures (PWR)	4Q/10	1Q/11	2Q/11	3Q/11	4Q/11	1Q/12	2Q/12	3Q/12
Safety System Functional Failures	1	0	0	0	2	0	0	0
<b>Indicator value</b>	<b>1</b>	<b>1</b>	<b>1</b>	<b>1</b>	<b>2</b>	<b>2</b>	<b>2</b>	<b>2</b>

Licensee Comments:

4Q/11: Dual unit trip with loss of offsite power from seismic event on 8/23/11. LER N1-2011-003-00.

### Mitigating Systems Performance Index, Emergency AC Power System



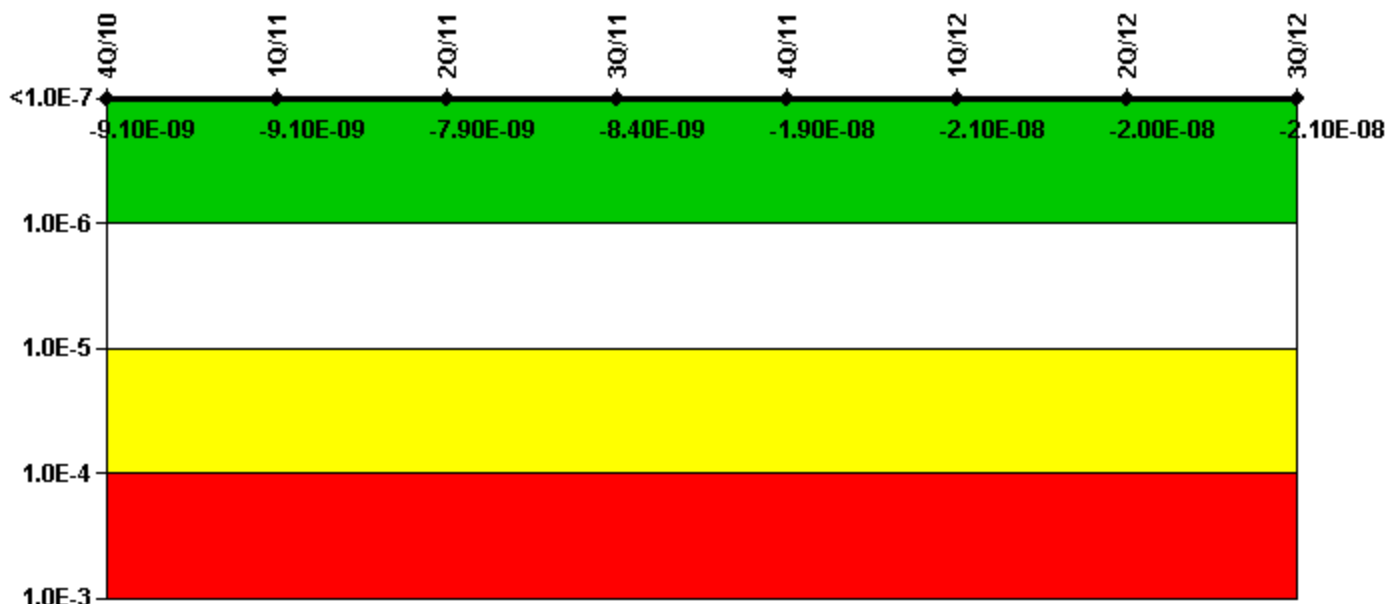
Thresholds: White > 1.00E-6 Yellow > 1.00E-5 Red > 1.00E-4

#### Notes

Mitigating Systems Performance Index, Emergency AC Power System	4Q/10	1Q/11	2Q/11	3Q/11	4Q/11	1Q/12	2Q/12	3Q/12
UAI (ΔCDF)	1.83E-08	3.47E-08	1.93E-08	-3.00E-09	-1.37E-08	-1.37E-08	-1.39E-08	-1.39E-08
URI (ΔCDF)	-5.83E-09	-5.83E-09	-1.21E-07	3.22E-07	3.22E-07	3.22E-07	3.29E-07	3.29E-07
PLE	NO	NO	NO	NO	NO	NO	NO	NO
Indicator value	1.20E-08	2.90E-08	-1.00E-07	3.20E-07	3.10E-07	3.10E-07	3.20E-07	3.20E-07

Licensee Comments: none

### Mitigating Systems Performance Index, High Pressure Injection System



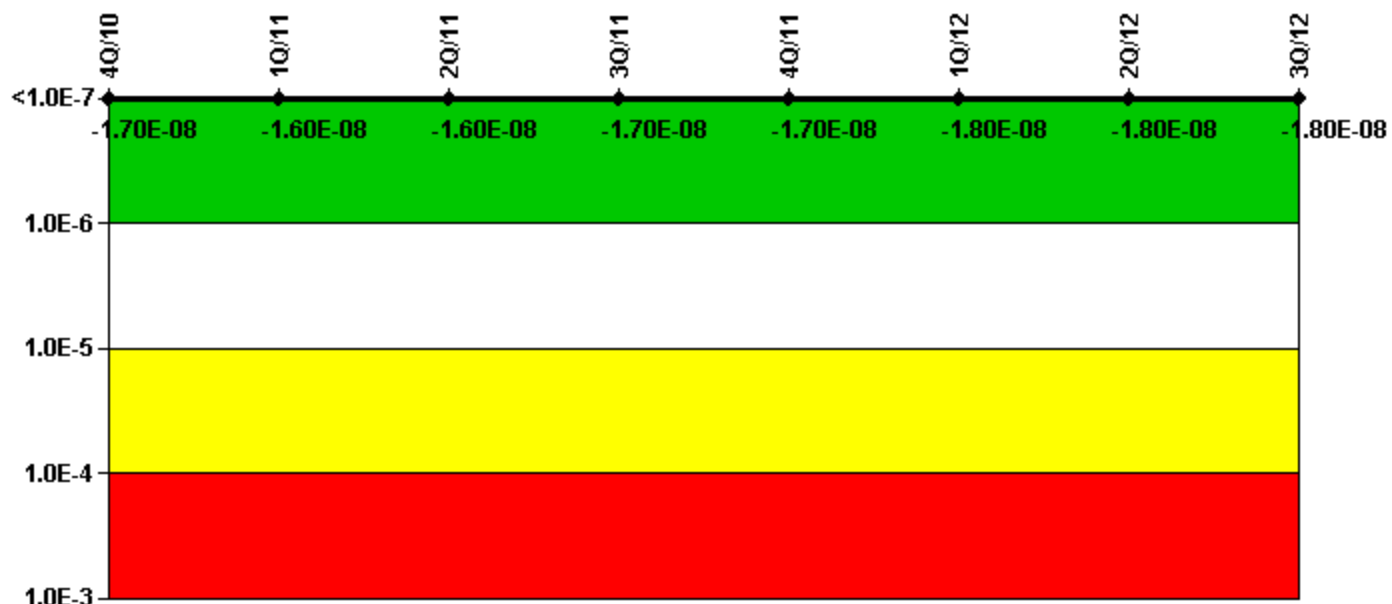
Thresholds: White > 1.00E-6 Yellow > 1.00E-5 Red > 1.00E-4

#### Notes

Mitigating Systems Performance Index, High Pressure Injection System	4Q/10	1Q/11	2Q/11	3Q/11	4Q/11	1Q/12	2Q/12	3Q/12
UAI ( $\Delta$ CDF)	-6.67E-08	-6.67E-08	-6.55E-08	-6.60E-08	-6.52E-08	-6.66E-08	-6.63E-08	-6.72E-08
URI ( $\Delta$ CDF)	5.76E-08	5.76E-08	5.76E-08	5.76E-08	4.58E-08	4.58E-08	4.59E-08	4.59E-08
PLE	NO	NO	NO	NO	NO	NO	NO	NO
Indicator value	-9.10E-09	-9.10E-09	-7.90E-09	-8.40E-09	-1.90E-08	-2.10E-08	-2.00E-08	-2.10E-08

Licensee Comments: none

### Mitigating Systems Performance Index, Heat Removal System



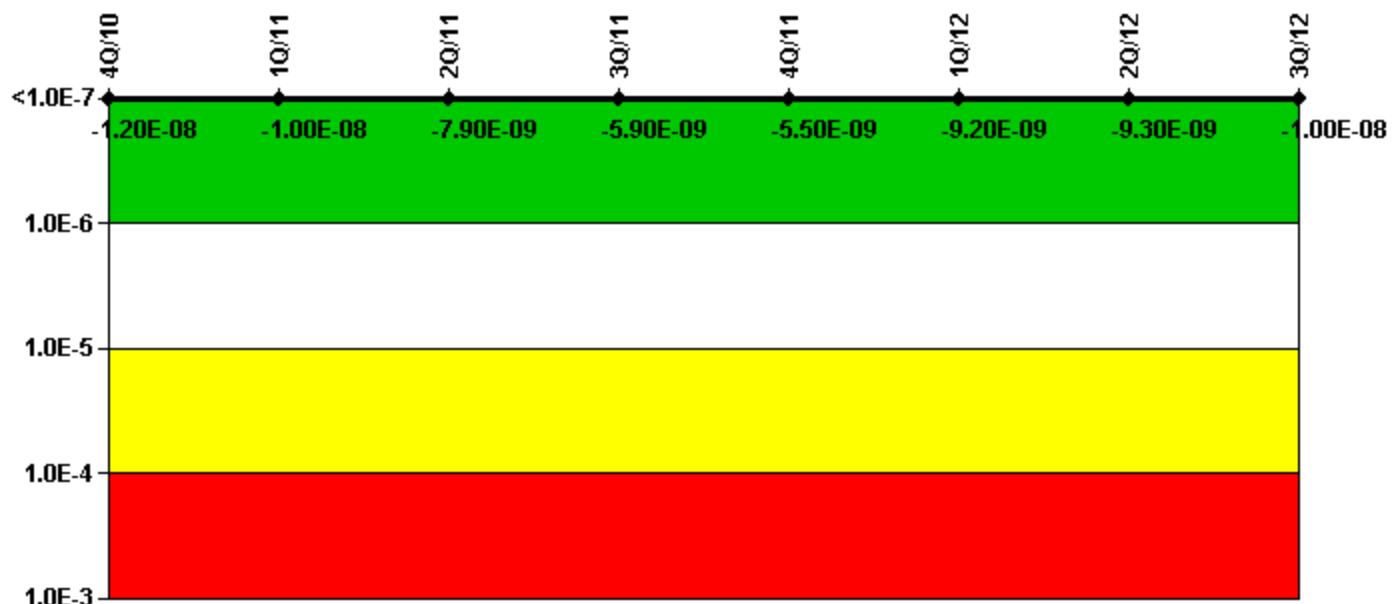
Thresholds: White > 1.00E-6 Yellow > 1.00E-5 Red > 1.00E-4

#### Notes

Mitigating Systems Performance Index, Heat Removal System	4Q/10	1Q/11	2Q/11	3Q/11	4Q/11	1Q/12	2Q/12	3Q/12
UAI ( $\Delta$ CDF)	-4.59E-09	-4.59E-09	-4.59E-09	-4.58E-09	-4.57E-09	-5.23E-09	-5.23E-09	-5.23E-09
URI ( $\Delta$ CDF)	-1.20E-08	-1.16E-08	-1.16E-08	-1.28E-08	-1.28E-08	-1.24E-08	-1.24E-08	-1.24E-08
PLE	NO	NO	NO	NO	NO	NO	NO	NO
Indicator value	-1.70E-08	-1.60E-08	-1.60E-08	-1.70E-08	-1.70E-08	-1.80E-08	-1.80E-08	-1.80E-08

Licensee Comments: none

### Mitigating Systems Performance Index, Residual Heat Removal System



Thresholds: White > 1.00E-6 Yellow > 1.00E-5 Red > 1.00E-4

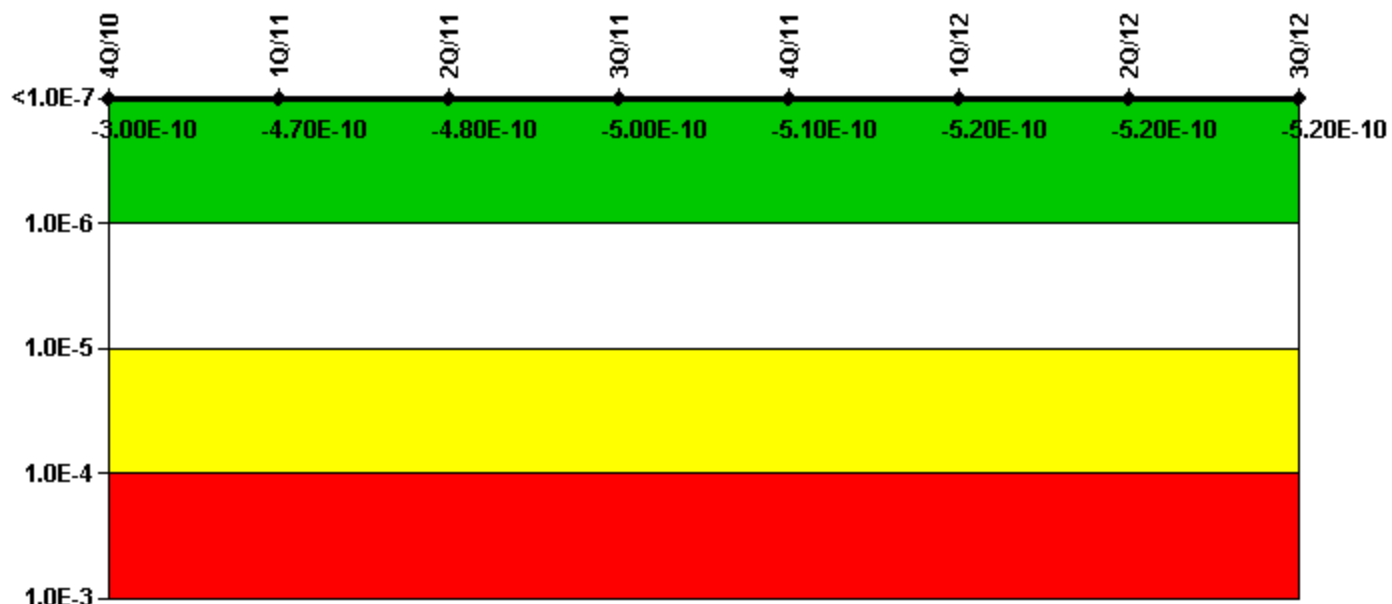
#### Notes

Mitigating Systems Performance Index, Residual Heat Removal System	4Q/10	1Q/11	2Q/11	3Q/11	4Q/11	1Q/12	2Q/12	3Q/12
UAI ( $\Delta$ CDF)	-3.75E-09	-2.29E-09	2.13E-10	2.09E-09	2.27E-09	-1.44E-09	-1.52E-09	-2.69E-09
URI ( $\Delta$ CDF)	-8.07E-09	-8.07E-09	-8.07E-09	-7.96E-09	-7.75E-09	-7.75E-09	-7.75E-09	-7.75E-09
PLE	NO	NO	NO	NO	NO	NO	NO	NO
Indicator value	-1.20E-08	-1.00E-08	-7.90E-09	-5.90E-09	-5.50E-09	-9.20E-09	-9.30E-09	-1.00E-08

Licensee Comments: none



### Mitigating Systems Performance Index, Cooling Water Systems



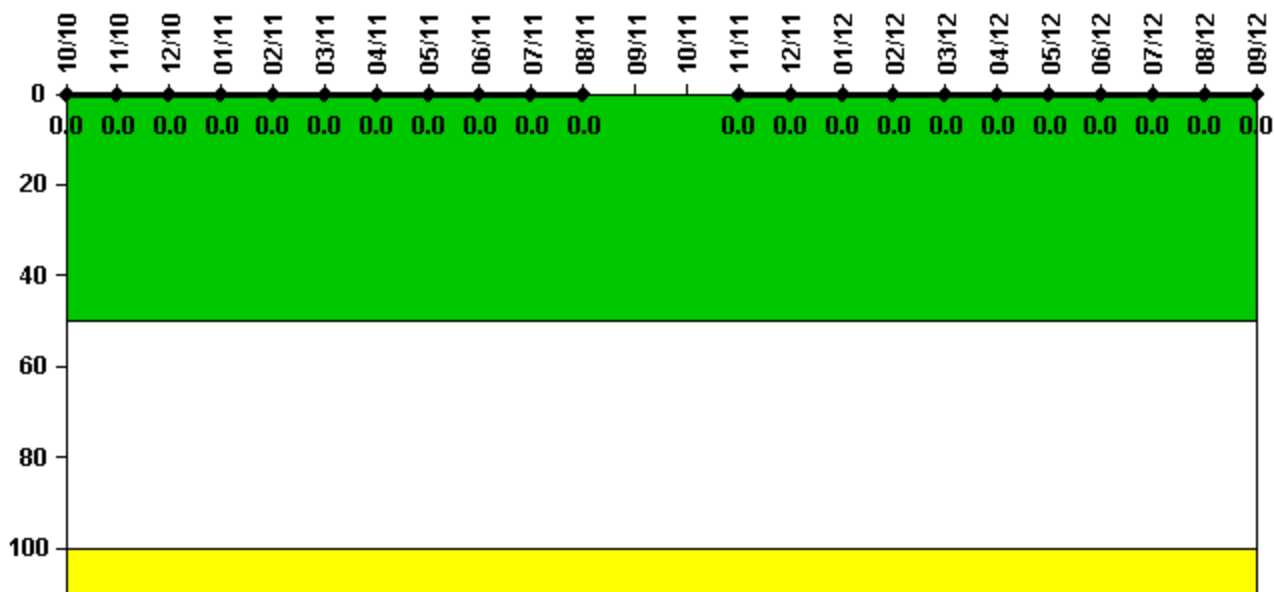
Thresholds: White > 1.00E-6 Yellow > 1.00E-5 Red > 1.00E-4

#### Notes

Mitigating Systems Performance Index, Cooling Water Systems	4Q/10	1Q/11	2Q/11	3Q/11	4Q/11	1Q/12	2Q/12	3Q/12
UAI ( $\Delta$ CDF)	-1.01E-11	-1.07E-11	-1.66E-11	-4.29E-11	-4.52E-11	-5.71E-11	-6.18E-11	-6.18E-11
URI ( $\Delta$ CDF)	-2.85E-10	-4.60E-10	-4.60E-10	-4.62E-10	-4.62E-10	-4.62E-10	-4.62E-10	-4.62E-10
PLE	NO	NO	NO	NO	NO	NO	NO	NO
Indicator value	-3.00E-10	-4.70E-10	-4.80E-10	-5.00E-10	-5.10E-10	-5.20E-10	-5.20E-10	-5.20E-10

Licensee Comments: none

### Reactor Coolant System Activity



Thresholds: White > 50.0 Yellow > 100.0

#### Notes

Reactor Coolant System Activity	10/10	11/10	12/10	1/11	2/11	3/11	4/11	5/11	6/11	7/11	8/11	9/11
Maximum activity	0.000296	0.000309	0.000270	0.000329	0.000271	0.000293	0.000297	0.000316	0.000317	0.000331	0.000337	N/A
Technical specification limit	1.0	1.0	1.0	1.0	1.0	1.0	1.0	1.0	1.0	1.0	1.0	1.0
Indicator value	0	0	0	0	0	0	0	0	0	0	0	N/A

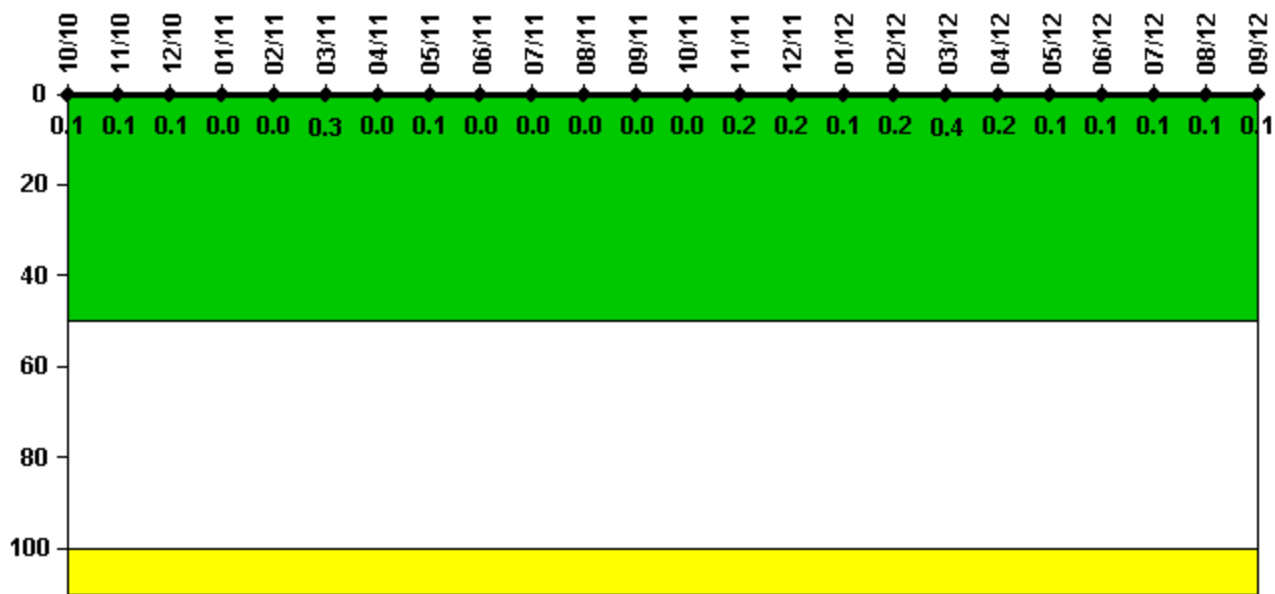
  

Reactor Coolant System Activity	10/11	11/11	12/11	1/12	2/12	3/12	4/12	5/12	6/12	7/12	8/12	9/12
Maximum activity	N/A	0.000135	0.000134	0.000142	0.000149	0.000165	0.000171	0.000186	0.000187	0.000189	0.000206	0.000219
Technical specification limit	1.0	1.0	1.0	1.0	1.0	1.0	1.0	1.0	1.0	1.0	1.0	1.0
Indicator value	N/A	0	0	0	0	0	0	0	0	0	0	0

Licensee Comments:

9/11: Unit offline August 23, 2011 through September 30, 2011.

### Reactor Coolant System Leakage



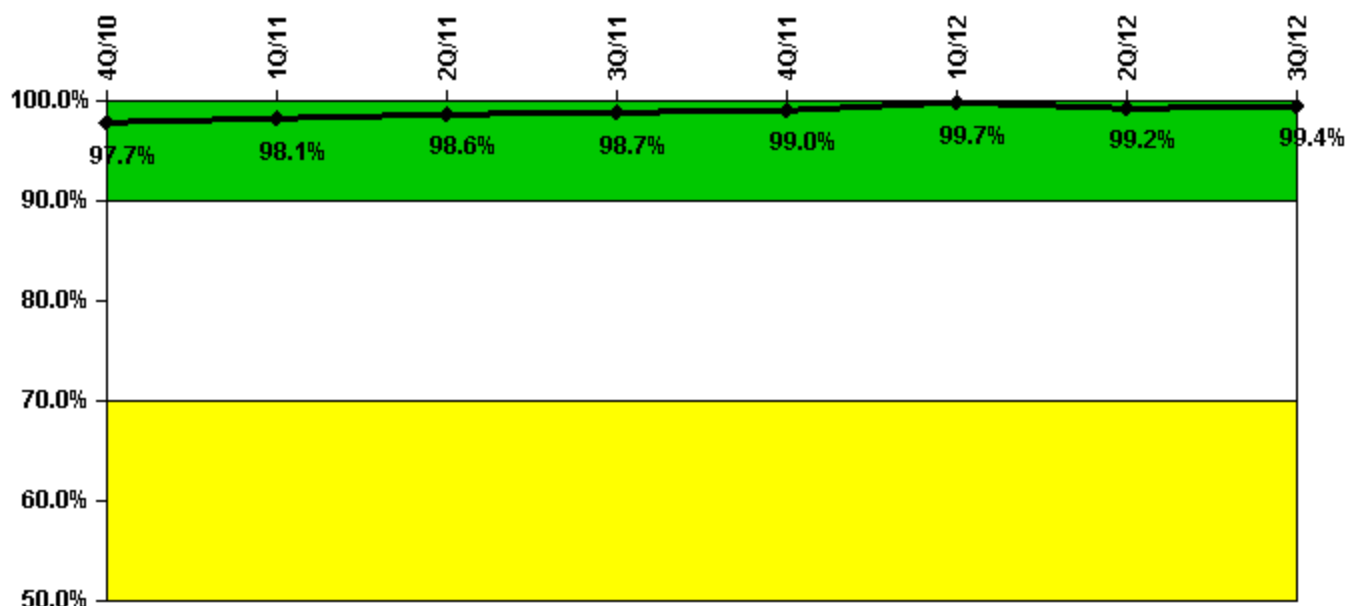
Thresholds: White > 50.0 Yellow > 100.0

#### Notes

Reactor Coolant System Leakage	10/10	11/10	12/10	1/11	2/11	3/11	4/11	5/11	6/11	7/11	8/11	9/11
Maximum leakage	0.012	0.008	0.009	0.004	0.001	0.026	0	0.006	0	0	0	0
Technical specification limit	10.0	10.0	10.0	10.0	10.0	10.0	10.0	10.0	10.0	10.0	10.0	10.0
<b>Indicator value</b>	<b>0.1</b>	<b>0.1</b>	<b>0.1</b>	<b>0</b>	<b>0</b>	<b>0.3</b>	<b>0</b>	<b>0.1</b>	<b>0</b>	<b>0</b>	<b>0</b>	<b>0</b>
Reactor Coolant System Leakage	10/11	11/11	12/11	1/12	2/12	3/12	4/12	5/12	6/12	7/12	8/12	9/12
Maximum leakage	0	0.016	0.022	0.013	0.017	0.041	0.018	0.014	0.014	0.014	0.012	0.007
Technical specification limit	10.0	10.0	10.0	10.0	10.0	10.0	10.0	10.0	10.0	10.0	10.0	10.0
<b>Indicator value</b>	<b>0</b>	<b>0.2</b>	<b>0.2</b>	<b>0.1</b>	<b>0.2</b>	<b>0.4</b>	<b>0.2</b>	<b>0.1</b>	<b>0.1</b>	<b>0.1</b>	<b>0.1</b>	<b>0.1</b>

Licensee Comments: none

### Drill/Exercise Performance



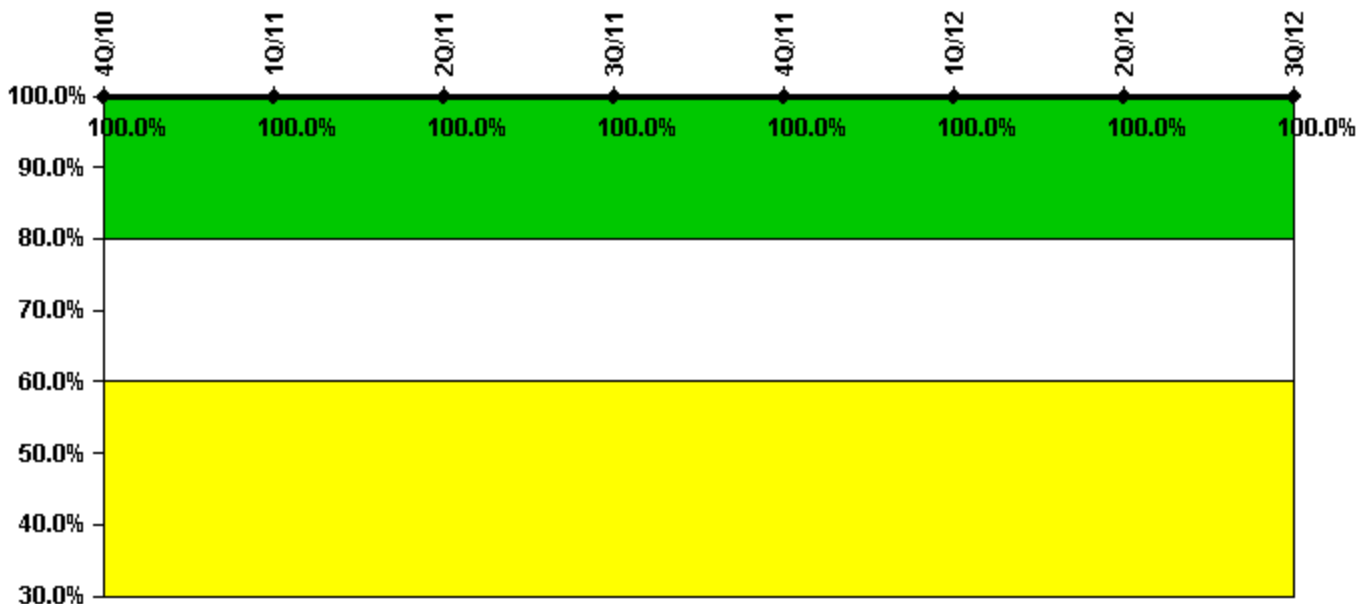
Thresholds: White < 90.0% Yellow < 70.0%

#### Notes

Drill/Exercise Performance	4Q/10	1Q/11	2Q/11	3Q/11	4Q/11	1Q/12	2Q/12	3Q/12
Successful opportunities	46.0	47.0	64.0	8.0	8.0	31.0	12.0	109.0
Total opportunities	46.0	47.0	64.0	8.0	8.0	31.0	13.0	110.0
Indicator value	97.7%	98.1%	98.6%	98.7%	99.0%	99.7%	99.2%	99.4%

Licensee Comments: none

### ERO Drill Participation



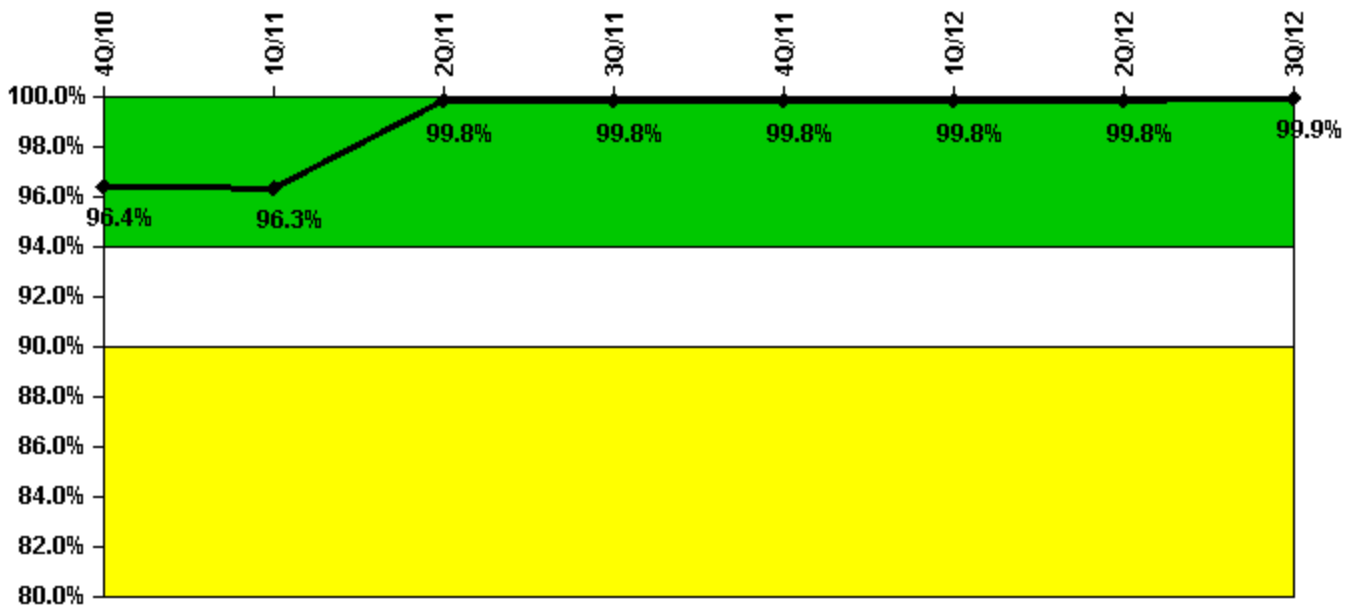
Thresholds: White < 80.0% Yellow < 60.0%

#### Notes

ERO Drill Participation	4Q/10	1Q/11	2Q/11	3Q/11	4Q/11	1Q/12	2Q/12	3Q/12
Participating Key personnel	163.0	168.0	166.0	171.0	168.0	164.0	156.0	164.0
Total Key personnel	163.0	168.0	166.0	171.0	168.0	164.0	156.0	164.0
Indicator value	100.0%	100.0%	100.0%	100.0%	100.0%	100.0%	100.0%	100.0%

Licensee Comments: none

### Alert & Notification System



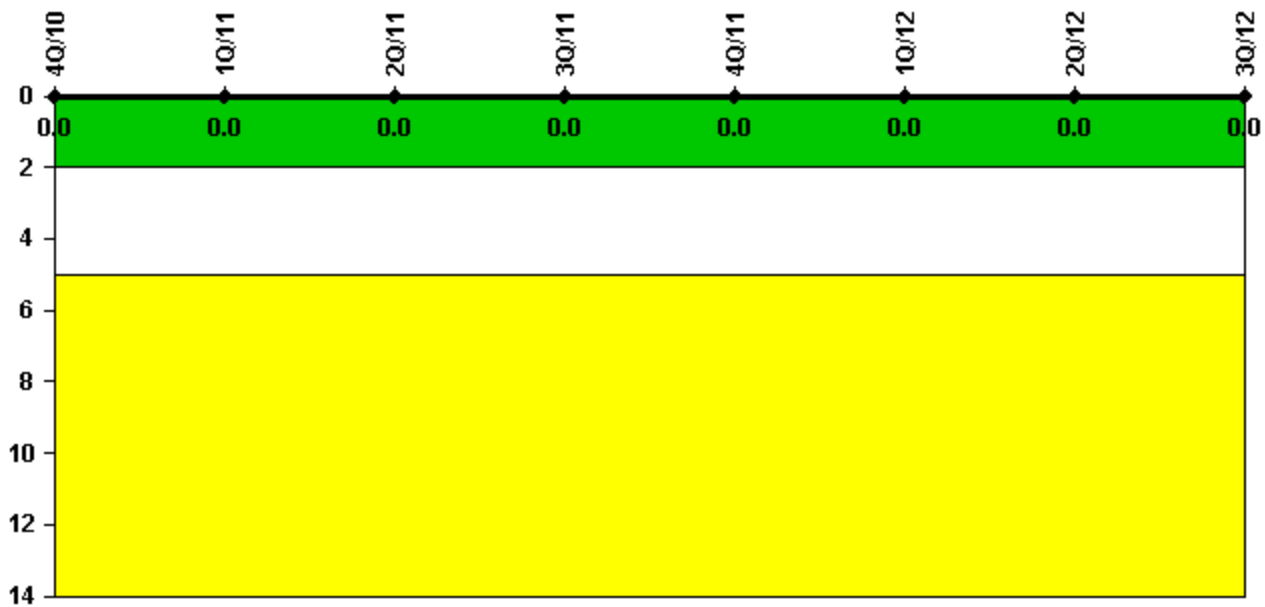
Thresholds: White < 94.0% Yellow < 90.0%

#### Notes

Alert & Notification System	4Q/10	1Q/11	2Q/11	3Q/11	4Q/11	1Q/12	2Q/12	3Q/12
Successful siren-tests	476	474	476	474	476	475	476	475
Total sirens-tests	476	476	476	476	476	476	476	476
Indicator value	96.4%	96.3%	99.8%	99.8%	99.8%	99.8%	99.8%	99.9%

Licensee Comments: none

### Occupational Exposure Control Effectiveness



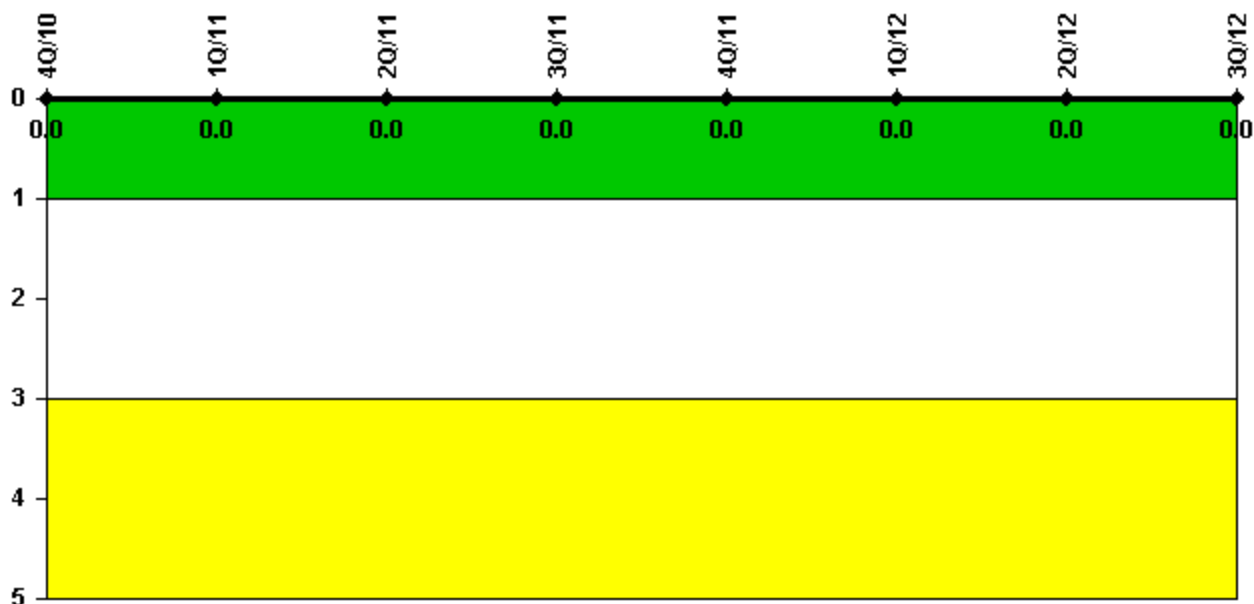
Thresholds: White > 2.0 Yellow > 5.0

#### Notes

Occupational Exposure Control Effectiveness	4Q/10	1Q/11	2Q/11	3Q/11	4Q/11	1Q/12	2Q/12	3Q/12
High radiation area occurrences	0	0	0	0	0	0	0	0
Very high radiation area occurrences	0	0	0	0	0	0	0	0
Unintended exposure occurrences	0	0	0	0	0	0	0	0
<b>Indicator value</b>	<b>0</b>	<b>0</b>	<b>0</b>	<b>0</b>	<b>0</b>	<b>0</b>	<b>0</b>	<b>0</b>

Licensee Comments: none

### RETS/ODCM Radiological Effluent



Thresholds: White > 1.0 Yellow > 3.0

#### Notes

RETS/ODCM Radiological Effluent	4Q/10	1Q/11	2Q/11	3Q/11	4Q/11	1Q/12	2Q/12	3Q/12
RETS/ODCM occurrences	0	0	0	0	0	0	0	0
Indicator value	0	0	0	0	0	0	0	0

Licensee Comments: none

Although the Security Cornerstone is included in the Reactor Oversight Process assessment program, the Commission has decided that specific information related to findings and performance indicators pertaining to the Security Cornerstone will not be publicly available to ensure that security information is not provided to a possible adversary. Other than the fact that a finding or performance indicator is Green or Greater-Than-Green, security related information will not be displayed on the public web page.



 [Action Matrix Summary](#) | [Inspection Findings Summary](#) | [PI Summary](#) | [Reactor Oversight Process](#)

*Last Modified: October 24, 2012*